

# **FY2024 Operating Budget**


## **Board of Trustees**




**April 14, 2023**


# TABLE OF CONTENTS


<b>Organization</b>	<b>Page</b>
A0000 - University of Wyoming	3
B0000 - General University Operations Division	6
B0001 - Office of the President Division	9
B0002 - Internal Audit Division	12
00013 - Board of Trustees	15
B0003 - School of Energy Resources Division	18
B0004 - Diversity, Equity, & Inclusion Division	21
B1000 - Academic Affairs Division	24
C1000 - Provost Subdivision	27
10206 - WORTH	30
C1030 - Honors College Subdivision	33
C1040 - Haub School of Environment & Natural Resources Subdivision	36
C1200 - College of Agriculture, Life Sciences & Natural Resources Subdivision	39
C1300 - College of Arts & Sciences Subdivision	42
C1400 - College of Business Subdivision	45
C1500 - College of Education Subdivision	48
C1600 - College of Engineering & Physical Sciences Subdivision	51
10601 - School of Computing	54
C1700 - College of Health Sciences Subdivision	57
C1800 - College of Law Subdivision	60
C1900 - University Libraries Subdivision	63
B2000 - Campus Operations Division	66
B2100 - Budget & Finance Division	69
B3000 - Student Affairs Division	72
32001 - ASUW	75
B4000 - Information Technology Division	78
B5000 - Institutional Advancement & UW Foundation Division	81
B6100 - Governmental Affairs & Community Engagement Division	84
B7000 - Research & Economic Development Division	87
C7000 - Research & Economic Development Subdivision	90
C7100 - Research Development Subdivision	93
C7200 - Economic Development Subdivision	96
B8000 - General Counsel Division	99
B9000 - Intercollegiate Athletics Division	102


	A	B	C	D	E
1	 <b>UNIVERSITY OF WYOMING</b>	<b>UW Operating Budget</b>			
2		<b>Board of Trustees</b>			
3		<b>A0000 - University of Wyoming</b>			
4		<b>FY2023</b>		<b>FY2024</b>	<b>Variance</b>
5	<b>Summary Level Natural Accounts by Fund Class</b>	<b>Budget Amount</b>	<b>Actuals through March 2023</b>	<b>President's Review Version Budget Amount</b>	<b>President's Review FY23 to FY24 Budgets</b>
6	<b>Total Fund Class</b>				
9	Tuition & Educational Fees Net Summary	(63,608,318)	(66,464,980)	(66,888,733)	(3,280,414)
10	Sales of Goods & Services Summary	(46,728,330)	(34,787,533)	(52,913,436)	(6,185,106)
11	Grants & Contracts Summary	(141,944,327)	(143,270,796)	(90,559,759)	51,384,568
12	Federal Appropriations Summary	-	-	-	-
13	Other Operating Revenue Summary	(32,198,049)	(22,368,612)	(30,174,198)	2,023,851
14	Non Operating Revenues Summary	-	-	-	-
15	Appropriations Summary	(235,957,524)	(150,471,139)	(278,193,041)	(42,235,517)
16	Gifts Summary	(49,036,765)	(25,907,866)	(88,860,809)	(39,824,044)
17	Investment Income Summary	(4,000,000)	(6,279,421)	(7,900,000)	(3,900,000)
18	Other Non Operating Revenues Summary	13,828,799	(1,703,548)	(3,203,348)	(17,032,147)
19	Provost Strategic Initiatives	0	-	-	(0)
20	Internal Budget Reduction Allocation	(76,394)	-	899,997	976,391
21	<b>Total Revenue</b>	<b>(559,720,908)</b>	<b>(451,253,894)</b>	<b>(617,793,327)</b>	<b>(58,072,419)</b>
22					
26	Salary & Wages Summary	342,895,814	263,341,623	377,376,283	34,480,469
27	Services, Travel, and Supplies	108,161,841	86,685,498	109,173,386	1,011,545
28	Util., Repair & Maint., and Rentals	22,492,748	17,054,164	22,043,244	(449,504)
29	Int., Claims, Other Exp., Subcontracts, Depr. & Amort.	14,842,217	86,872,140	69,076,732	54,234,515
30	Cap. Exp., Discont. Op., and Other Non-op. Exp.	20,543,941	3,852,721	5,986,934	(14,557,006)
31	<b>Total Expenses Before Transfers</b>	<b>508,936,560</b>	<b>457,806,146</b>	<b>583,656,579</b>	<b>74,720,019</b>
32					
34	Internal Allocations & Sales Summary	(9,470,399)	(3,928,762)	(10,265,521)	(795,122)
35	Provisions for Replacement & Depreciation Grouping	27,447,072	-	36,743,110	9,296,038
36	Debt Service Grouping	12,154,286	5,347,741	14,376,697	2,222,411
37	Transfers To/From Operations Grouping	(8,185,230)	1,138,882	5,888,223	14,073,453
38	<b>Total Funding Transfers</b>	<b>21,945,730</b>	<b>2,557,862</b>	<b>46,742,510</b>	<b>24,796,780</b>
39					
40	<b>Total Expenses After Transfers</b>	<b>530,882,290</b>	<b>460,364,008</b>	<b>630,399,089</b>	<b>99,516,799</b>
41	<b>Total Fund Class Statement of Activities Net Result</b>	<b>(28,838,618)</b>	<b>9,110,114</b>	<b>12,605,761</b>	<b>41,444,380</b>
42					
43	<b>FC105 - Unrestricted Operating</b>				
46	Tuition & Educational Fees Net Summary	(82,140,382)	(74,523,355)	(85,344,286)	(3,203,904)
47	Sales of Goods & Services Summary	(44,936,520)	(33,676,344)	(50,584,956)	(5,648,436)
48	Grants & Contracts Summary	(11,517,033)	(6,156,704)	(1,495,000)	10,022,033
49	Federal Appropriations Summary	-	-	-	-
50	Other Operating Revenue Summary	(30,274,333)	(19,841,301)	(28,151,960)	2,122,373
51	Non Operating Revenues Summary	-	-	-	-
52	Appropriations Summary	(215,765,172)	(133,344,929)	(235,716,690)	(19,951,518)
53	Gifts Summary	(6,709,402)	(4,616,602)	(8,395,910)	(1,686,508)
54	Investment Income Summary	(4,000,000)	(6,279,421)	(7,900,000)	(3,900,000)
55	Other Non Operating Revenues Summary	(2,225,534)	(1,691,551)	(3,203,348)	(977,814)
56	Provost Strategic Initiatives	2,010,535	2,010,535	-	(2,010,535)
57	Internal Budget Reduction Allocation	(76,394)	-	899,997	976,391
58	<b>Total Revenue</b>	<b>(395,634,235)</b>	<b>(278,119,672)</b>	<b>(419,892,153)</b>	<b>(24,257,918)</b>
59					
63	Salary & Wages Summary	279,306,593	200,295,535	291,739,830	12,433,236
64	Services, Travel, and Supplies	61,195,601	52,319,085	62,771,623	1,576,022
65	Util., Repair & Maint., and Rentals	18,093,351	15,391,402	20,040,721	1,947,370
66	Int., Claims, Other Exp., Subcontracts, Depr. & Amort.	7,901,155	6,038,027	9,648,315	1,747,160
67	Cap. Exp., Discont. Op., and Other Non-op. Exp.	440,300	8,623	74,800	(365,500)
68	<b>Total Expenses Before Transfers</b>	<b>366,937,001</b>	<b>274,052,672</b>	<b>384,275,289</b>	<b>17,338,288</b>
69					
71	Internal Allocations & Sales Summary	(10,295,654)	(3,559,095)	(16,216,400)	(5,920,746)
72	Provisions for Replacement & Depreciation Grouping	27,447,072	-	36,713,110	9,266,038
73	Debt Service Grouping	12,154,286	5,347,741	14,136,897	1,982,611
74	Transfers To/From Operations Grouping	(811,659)	8,159,382	983,257	1,794,916
75	<b>Total Funding Transfers</b>	<b>28,494,045</b>	<b>9,948,028</b>	<b>35,616,863</b>	<b>7,122,818</b>
76					
77	<b>Total Expenses After Transfers</b>	<b>395,431,046</b>	<b>284,000,700</b>	<b>419,892,152</b>	<b>24,461,107</b>
78	<b>FC105 - Unrestricted Operating Statement of Activities Net Result</b>	<b>(203,189)</b>	<b>5,881,028</b>	<b>(0)</b>	<b>203,189</b>
79					




	A	B	C	D	E
1	 <b>UNIVERSITY OF WYOMING</b>	<b>UW Operating Budget</b>			
2		<b>Board of Trustees</b>			
3		<b>A0000 - University of Wyoming</b>			
4		<b>FY2023</b>		<b>FY2024</b>	<b>Variance</b>
5	<b>Summary Level Natural Accounts by Fund Class</b>	<b>Budget Amount</b>	<b>Actuals through March 2023</b>	<b>President's Review Version Budget Amount</b>	<b>President's Review FY23 to FY24 Budgets</b>
80	<b>B20 - Designated Operating</b>				
83	Tuition & Educational Fees Net Summary	(13,134,416)	(12,346,439)	(12,835,537)	298,879
84	Sales of Goods & Services Summary	(1,791,810)	(1,110,888)	(2,328,480)	(536,670)
85	Grants & Contracts Summary	(3,993,414)	(6,138,416)	(13,262,886)	(9,269,472)
86	Federal Appropriations Summary	-	-	-	-
87	Other Operating Revenue Summary	(1,923,716)	(2,335,030)	(2,022,238)	(98,522)
88	Non Operating Revenues Summary	-	-	-	-
89	Appropriations Summary	(3,792,352)	(4,367,162)	(25,876,351)	(22,083,999)
90	Gifts Summary	-	(55,399)	-	-
91	Investment Income Summary	-	-	-	-
92	Other Non Operating Revenues Summary	-	(11,634)	-	-
93	Provost Strategic Initiatives	(2,010,535)	(2,010,535)	-	2,010,535
94	Internal Budget Reduction Allocation	-	-	-	-
95	<b>Total Revenue</b>	<b>(26,646,243)</b>	<b>(28,375,503)</b>	<b>(56,325,492)</b>	<b>(29,679,249)</b>
96					
100	Salary & Wages Summary	20,278,064	15,656,154	35,125,516	14,847,452
101	Services, Travel, and Supplies	17,115,080	12,760,427	19,696,860	2,581,780
102	Util., Repair & Maint., and Rentals	1,717,337	781,158	1,334,572	(382,765)
103	Int., Claims, Other Exp., Subcontracts, Depr. & Amort.	3,954,797	1,278,906	3,323,305	(631,492)
104	Cap. Exp., Discont. Op., and Other Non-op. Exp.	105,000	300	235,179	130,179
105	<b>Total Expenses Before Transfers</b>	<b>43,170,278</b>	<b>30,476,945</b>	<b>59,715,433</b>	<b>16,545,154</b>
106					
108	Internal Allocations & Sales Summary	(271,897)	(1,122,993)	5,159,148	5,431,045
109	Provisions for Replacement & Depreciation Grouping	-	-	30,000	30,000
110	Debt Service Grouping	-	-	239,800	239,800
111	Transfers To/From Operations Grouping	(7,730,574)	5,846,704	1,949,476	9,680,051
112	<b>Total Funding Transfers</b>	<b>(8,002,471)</b>	<b>4,723,711</b>	<b>7,378,424</b>	<b>15,380,895</b>
113					
114	<b>Total Expenses After Transfers</b>	<b>35,167,807</b>	<b>35,200,656</b>	<b>67,093,857</b>	<b>31,926,050</b>
115	<b>B20 - Designated Operating Statement of Activities Net Result</b>	<b>8,521,564</b>	<b>6,825,153</b>	<b>10,768,365</b>	<b>2,246,800</b>
116					
117	<b>B30 - Restr Expendable Operating</b>				
120	Tuition & Educational Fees Net Summary	29,234,445	20,404,015	29,739,070	504,625
121	Sales of Goods & Services Summary	-	-	-	-
122	Grants & Contracts Summary	-	-	-	-
123	Federal Appropriations Summary	-	-	-	-
124	Other Operating Revenue Summary	-	-	-	-
125	Non Operating Revenues Summary	-	-	-	-
126	Appropriations Summary	(16,400,000)	(12,759,048)	(16,600,000)	(200,000)
127	Gifts Summary	(42,327,363)	(21,210,745)	(43,520,205)	(1,192,843)
128	Investment Income Summary	-	-	-	-
129	Other Non Operating Revenues Summary	-	-	-	-
130	Provost Strategic Initiatives	-	-	-	-
131	Internal Budget Reduction Allocation	-	-	-	-
132	<b>Total Revenue</b>	<b>(29,492,918)</b>	<b>(13,565,778)</b>	<b>(30,381,135)</b>	<b>(888,218)</b>
133					
137	Salary & Wages Summary	13,234,550	9,042,409	13,942,449	707,899
138	Services, Travel, and Supplies	12,918,395	5,853,132	13,589,268	670,873
139	Util., Repair & Maint., and Rentals	267,936	300,397	550,119	282,183
140	Int., Claims, Other Exp., Subcontracts, Depr. & Amort.	1,617,880	610,681	1,280,768	(337,112)
141	Cap. Exp., Discont. Op., and Other Non-op. Exp.	-	13,257	33,800	33,800
142	<b>Total Expenses Before Transfers</b>	<b>28,038,762</b>	<b>15,819,876</b>	<b>29,396,403</b>	<b>1,357,642</b>
143					
144	<b>Total Funding Transfers</b>				
145	Internal Allocations & Sales Summary	1,097,152	750,865	791,732	(305,420)
146	Provisions for Replacement & Depreciation Grouping	-	-	-	-
147	Debt Service Grouping	-	-	-	-
148	Transfers To/From Operations Grouping	357,004	(266,190)	193,000	(164,004)
149	<b>Total Funding Transfers</b>	<b>1,454,156</b>	<b>484,675</b>	<b>984,732</b>	<b>(469,424)</b>
150					
151	<b>Total Expenses After Transfers</b>	<b>29,492,918</b>	<b>16,304,551</b>	<b>30,381,135</b>	<b>888,218</b>
152	<b>B30 - Restr Expendable Operating Statement of Activities Net Result</b>	<b>0</b>	<b>2,738,773</b>	<b>(0)</b>	<b>(0)</b>
153					


	A	B	C	D	E
1	 <b>UNIVERSITY OF WYOMING</b>	<b>UW Operating Budget</b>			
2		<b>Board of Trustees</b>			
3		<b>A0000 - University of Wyoming</b>			
4		<b>FY2023</b>		<b>FY2024</b>	<b>Variance</b>
5	<b>Summary Level Natural Accounts by Fund Class</b>	<b>Budget Amount</b>	<b>Actuals through March 2023</b>	<b>President's Review Version Budget Amount</b>	<b>President's Review FY23 to FY24 Budgets</b>
154	<b>B35 - Restr Expendable Non Op</b>				
157	Tuition & Educational Fees Net Summary	-	-	1,552,020	1,552,020
158	Sales of Goods & Services Summary	-	-	-	-
159	Grants & Contracts Summary	-	-	-	-
160	Federal Appropriations Summary	-	-	-	-
161	Other Operating Revenue Summary	-	-	-	-
162	Non Operating Revenues Summary	-	-	-	-
163	Appropriations Summary	-	-	-	-
164	Gifts Summary	-	(25,120)	(709,500)	(709,500)
165	Investment Income Summary	-	-	-	-
166	Other Non Operating Revenues Summary	-	(306)	-	-
167	Provost Strategic Initiatives	-	-	-	-
168	Internal Budget Reduction Allocation	-	-	-	-
169	<b>Total Revenue</b>	-	<b>(25,426)</b>	<b>842,520</b>	<b>842,520</b>
170					
174	Salary & Wages Summary	-	-	-	-
175	Services, Travel, and Supplies	-	215	-	-
176	Util., Repair & Maint., and Rentals	-	-	-	-
177	Int., Claims, Other Exp., Subcontracts, Depr. & Amort.	-	-	-	-
178	Cap. Exp., Discnt. Op., and Other Non-op. Exp.	-	-	-	-
179	<b>Total Expenses Before Transfers</b>	-	<b>215</b>	-	-
180					
182	Internal Allocations & Sales Summary	-	7,906	-	-
183	Provisions for Replacement & Depreciation Grouping	-	-	-	-
184	Debt Service Grouping	-	-	-	-
185	Transfers To/From Operations Grouping	-	(16,952,250)	(842,520)	(842,520)
186	<b>Total Funding Transfers</b>	-	<b>(16,944,345)</b>	<b>(842,520)</b>	<b>(842,520)</b>
187					
188	<b>Total Expenses After Transfers</b>	-	<b>(16,944,130)</b>	<b>(842,520)</b>	<b>(842,520)</b>
189	<b>B35 - Restr Expendable Non Op Statement of Activities Net Result</b>	-	<b>(16,969,556)</b>	-	-
190					
192	<b>B40 - Sponsored Projects Restr</b>				
193	<b>Total Revenue</b>	<b>(107,947,513)</b>	<b>(130,984,239)</b>	<b>(112,037,067)</b>	<b>(4,089,554)</b>
194	<b>Total Expenses</b>	<b>70,790,520</b>	<b>136,876,499</b>	<b>113,874,464</b>	<b>43,083,944</b>
195	<b>B40 - Sponsored Projects Restr Statement of Activities Net Result</b>	<b>(37,156,993)</b>	<b>5,892,260</b>	<b>1,837,397</b>	<b>38,994,390</b>
196					
197	<b>B45 - Govt Funds Non Project</b>				
198	<b>Total Revenue</b>	-	<b>(183,275)</b>	-	-
199	<b>Total Expenses</b>	-	<b>4,925,731</b>	-	-
200	<b>B45 - Govt Funds Non Project Statement of Activities Net Result</b>	-	<b>4,742,456</b>	-	-
201					


	A	B	C	D	E
1	 <b>UNIVERSITY OF WYOMING</b>	<b>UW Operating Budget</b>			
2		<b>Board of Trustees</b>			
3		<b>B0000 - General University Operations Division</b>			
4		<b>FY2023</b>		<b>FY2024</b>	<b>Variance</b>
5	<b>Summary Level Natural Accounts by Fund Class</b>	<b>Budget Amount</b>	<b>Actuals through March 2023</b>	<b>President's Review Version Budget Amount</b>	<b>President's Review FY23 to FY24 Budgets</b>
6	<b>Total Fund Class</b>				
9	Tuition & Educational Fees Net Summary	(63,145,569)	(57,366,775)	(65,319,778)	(2,174,209)
10	Sales of Goods & Services Summary	-	-	-	-
11	Grants & Contracts Summary	(2,126,146)	-	-	2,126,146
12	Federal Appropriations Summary	-	-	-	-
13	Other Operating Revenue Summary	(23,365,000)	14,994	(21,365,000)	2,000,000
14	Non Operating Revenues Summary	-	-	-	-
15	Appropriations Summary	(180,943,364)	(116,414,415)	(211,365,025)	(30,421,661)
16	Gifts Summary	-	-	-	-
17	Investment Income Summary	(3,300,000)	(4,350,161)	(7,200,000)	(3,900,000)
18	Other Non Operating Revenues Summary	-	402,071	-	-
19	Provost Strategic Initiatives	-	-	-	-
20	Internal Budget Reduction Allocation	-	-	899,997	899,997
21	<b>Total Revenue</b>	<b>(272,880,079)</b>	<b>(177,714,285)</b>	<b>(304,349,806)</b>	<b>(31,469,727)</b>
22					
26	Salary & Wages Summary	14,284,853	1,585,886	13,985,729	(299,124)
27	Services, Travel, and Supplies	-	235,479	-	-
28	Util., Repair & Maint., and Rentals	-	-	-	-
29	Int., Claims, Other Exp., Subcontracts, Depr. & Amort.	-	183,988	-	-
30	Cap. Exp., Discont. Op., and Other Non-op. Exp.	-	-	-	-
31	<b>Total Expenses Before Transfers</b>	<b>14,284,853</b>	<b>2,005,352</b>	<b>13,985,729</b>	<b>(299,124)</b>
32					
34	Internal Allocations & Sales Summary	(3,659,217)	(156,170)	(2,936,555)	722,662
35	Provisions for Replacement & Depreciation Grouping	26,036,856	-	36,044,377	10,007,521
36	Debt Service Grouping	-	617,068	-	-
37	Transfers To/From Operations Grouping	(4,928,331)	5,281,147	6,148,911	11,077,242
38	<b>Total Funding Transfers</b>	<b>17,449,308</b>	<b>5,742,045</b>	<b>39,256,733</b>	<b>21,807,425</b>
39					
40	<b>Total Expenses After Transfers</b>	<b>31,734,161</b>	<b>7,747,397</b>	<b>53,242,462</b>	<b>21,508,301</b>
41	<b>Total Fund Class Statement of Activities Net Result</b>	<b>(241,145,918)</b>	<b>(169,966,888)</b>	<b>(251,107,344)</b>	<b>(9,961,426)</b>
42					
43	<b>FC105 - Unrestricted Operating</b>				
46	Tuition & Educational Fees Net Summary	(63,145,569)	(57,366,775)	(65,319,778)	(2,174,209)
47	Sales of Goods & Services Summary	-	-	-	-
48	Grants & Contracts Summary	-	-	-	-
49	Federal Appropriations Summary	-	-	-	-
50	Other Operating Revenue Summary	(23,365,000)	14,994	(21,365,000)	2,000,000
51	Non Operating Revenues Summary	-	-	-	-
52	Appropriations Summary	(180,943,364)	(116,206,675)	(211,365,025)	(30,421,661)
53	Gifts Summary	-	-	-	-
54	Investment Income Summary	(3,300,000)	(4,350,161)	(7,200,000)	(3,900,000)
55	Other Non Operating Revenues Summary	-	402,071	-	-
56	Provost Strategic Initiatives	-	-	-	-
57	Internal Budget Reduction Allocation	-	-	899,997	899,997
58	<b>Total Revenue</b>	<b>(270,753,933)</b>	<b>(177,506,546)</b>	<b>(304,349,806)</b>	<b>(33,595,873)</b>
59					
63	Salary & Wages Summary	13,140,502	1,585,886	13,985,729	845,227
64	Services, Travel, and Supplies	-	234,085	-	-
65	Util., Repair & Maint., and Rentals	-	-	-	-
66	Int., Claims, Other Exp., Subcontracts, Depr. & Amort.	-	176,797	-	-
67	Cap. Exp., Discont. Op., and Other Non-op. Exp.	-	-	-	-
68	<b>Total Expenses Before Transfers</b>	<b>13,140,502</b>	<b>1,996,768</b>	<b>13,985,729</b>	<b>845,227</b>
69					
71	Internal Allocations & Sales Summary	(3,659,217)	(156,170)	(2,936,555)	722,662
72	Provisions for Replacement & Depreciation Grouping	26,036,856	-	36,044,377	10,007,521
73	Debt Service Grouping	-	617,068	-	-
74	Transfers To/From Operations Grouping	(4,928,331)	5,631,968	6,148,911	11,077,242
75	<b>Total Funding Transfers</b>	<b>17,449,308</b>	<b>6,092,866</b>	<b>39,256,733</b>	<b>21,807,425</b>
76					
77	<b>Total Expenses After Transfers</b>	<b>30,589,810</b>	<b>8,089,635</b>	<b>53,242,462</b>	<b>22,652,652</b>
78	<b>FC105 - Unrestricted Operating Statement of Activities Net Result</b>	<b>(240,164,124)</b>	<b>(169,416,911)</b>	<b>(251,107,344)</b>	<b>(10,943,220)</b>
79					


	A	B	C	D	E
1	 <b>UNIVERSITY OF WYOMING</b>	<b>UW Operating Budget</b>			
2		<b>Board of Trustees</b>			
3		<b>B0000 - General University Operations Division</b>			
4			<b>FY2023</b>	<b>FY2024</b>	<b>Variance</b>
5	<b>Summary Level Natural Accounts by Fund Class</b>	<b>Budget Amount</b>	<b>Actuals through March 2023</b>	<b>President's Review Version Budget Amount</b>	<b>President's Review FY23 to FY24 Budgets</b>
80	<b>B20 - Designated Operating</b>				
83	Tuition & Educational Fees Net Summary	-	-	-	-
84	Sales of Goods & Services Summary	-	-	-	-
85	Grants & Contracts Summary	-	-	-	-
86	Federal Appropriations Summary	-	-	-	-
87	Other Operating Revenue Summary	-	-	-	-
88	Non Operating Revenues Summary	-	-	-	-
89	Appropriations Summary	-	-	-	-
90	Gifts Summary	-	-	-	-
91	Investment Income Summary	-	-	-	-
92	Other Non Operating Revenues Summary	-	-	-	-
93	Provost Strategic Initiatives	-	-	-	-
94	Internal Budget Reduction Allocation	-	-	-	-
95	<b>Total Revenue</b>	-	-	-	-
96					
100	Salary & Wages Summary	-	-	-	-
101	Services, Travel, and Supplies	-	-	-	-
102	Util., Repair & Maint., and Rentals	-	-	-	-
103	Int., Claims, Other Exp., Subcontracts, Depr. & Amort.	-	-	-	-
104	Cap. Exp., Discnt. Op., and Other Non-op. Exp.	-	-	-	-
105	<b>Total Expenses Before Transfers</b>	-	-	-	-
106					
108	Internal Allocations & Sales Summary	-	-	-	-
109	Provisions for Replacement & Depreciation Grouping	-	-	-	-
110	Debt Service Grouping	-	-	-	-
111	Transfers To/From Operations Grouping	-	299,179	-	-
112	<b>Total Funding Transfers</b>	-	<b>299,179</b>	-	-
113					
114	<b>Total Expenses After Transfers</b>	-	<b>299,179</b>	-	-
115	<b>B20 - Designated Operating Statement of Activities Net Result</b>	-	<b>299,179</b>	-	-
116					
117	<b>B30 - Restr Expendable Operating</b>				
120	Tuition & Educational Fees Net Summary	-	-	-	-
121	Sales of Goods & Services Summary	-	-	-	-
122	Grants & Contracts Summary	-	-	-	-
123	Federal Appropriations Summary	-	-	-	-
124	Other Operating Revenue Summary	-	-	-	-
125	Non Operating Revenues Summary	-	-	-	-
126	Appropriations Summary	-	(207,740)	-	-
127	Gifts Summary	-	-	-	-
128	Investment Income Summary	-	-	-	-
129	Other Non Operating Revenues Summary	-	-	-	-
130	Provost Strategic Initiatives	-	-	-	-
131	Internal Budget Reduction Allocation	-	-	-	-
132	<b>Total Revenue</b>	-	<b>(207,740)</b>	-	-
133					
137	Salary & Wages Summary	-	-	-	-
138	Services, Travel, and Supplies	-	-	-	-
139	Util., Repair & Maint., and Rentals	-	-	-	-
140	Int., Claims, Other Exp., Subcontracts, Depr. & Amort.	-	-	-	-
141	Cap. Exp., Discnt. Op., and Other Non-op. Exp.	-	-	-	-
142	<b>Total Expenses Before Transfers</b>	-	-	-	-
143					
144	<b>Total Funding Transfers</b>				
145	Internal Allocations & Sales Summary	-	-	-	-
146	Provisions for Replacement & Depreciation Grouping	-	-	-	-
147	Debt Service Grouping	-	-	-	-
148	Transfers To/From Operations Grouping	-	(600,000)	-	-
149	<b>Total Funding Transfers</b>	-	<b>(600,000)</b>	-	-
150					
151	<b>Total Expenses After Transfers</b>	-	<b>(600,000)</b>	-	-
152	<b>B30 - Restr Expendable Operating Statement of Activities Net Result</b>	-	<b>(807,740)</b>	-	-
153					


	A	B	C	D	E
1	 <b>UNIVERSITY OF WYOMING</b>	<b>UW Operating Budget</b>			
2		<b>Board of Trustees</b>			
3		<b>B0000 - General University Operations Division</b>			
4		<b>FY2023</b>	<b>FY2024</b>	<b>Variance</b>	
5	<b>Summary Level Natural Accounts by Fund Class</b>	<b>Budget Amount</b>	<b>Actuals through March 2023</b>	<b>President's Review Version Budget Amount</b>	<b>President's Review FY23 to FY24 Budgets</b>
154	<b>B35 - Restr Expendable Non Op</b>				
157	Tuition & Educational Fees Net Summary	-	-	-	-
158	Sales of Goods & Services Summary	-	-	-	-
159	Grants & Contracts Summary	-	-	-	-
160	Federal Appropriations Summary	-	-	-	-
161	Other Operating Revenue Summary	-	-	-	-
162	Non Operating Revenues Summary	-	-	-	-
163	Appropriations Summary	-	-	-	-
164	Gifts Summary	-	-	-	-
165	Investment Income Summary	-	-	-	-
166	Other Non Operating Revenues Summary	-	-	-	-
167	Provost Strategic Initiatives	-	-	-	-
168	Internal Budget Reduction Allocation	-	-	-	-
169	<b>Total Revenue</b>	-	-	-	-
170					
174	Salary & Wages Summary	-	-	-	-
175	Services, Travel, and Supplies	-	-	-	-
176	Util., Repair & Maint., and Rentals	-	-	-	-
177	Int., Claims, Other Exp., Subcontracts, Depr. & Amort.	-	-	-	-
178	Cap. Exp., Discnt. Op., and Other Non-op. Exp.	-	-	-	-
179	<b>Total Expenses Before Transfers</b>	-	-	-	-
180					
182	Internal Allocations & Sales Summary	-	-	-	-
183	Provisions for Replacement & Depreciation Grouping	-	-	-	-
184	Debt Service Grouping	-	-	-	-
185	Transfers To/From Operations Grouping	-	(50,000)	-	-
186	<b>Total Funding Transfers</b>	-	(50,000)	-	-
187					
188	<b>Total Expenses After Transfers</b>	-	(50,000)	-	-
189	<b>B35 - Restr Expendable Non Op Statement of Activities Net Result</b>	-	(50,000)	-	-
190					
192	<b>B40 - Sponsored Projects Restr</b>				
193	<b>Total Revenue</b>	(2,126,146)	-	-	2,126,146
194	<b>Total Expenses</b>	1,144,352	8,584	-	(1,144,352)
195	<b>B40 - Sponsored Projects Restr Statement of Activities Net Result</b>	(981,794)	8,584	-	981,794
196					
197	<b>B45 - Govt Funds Non Project</b>				
198	<b>Total Revenue</b>	-	-	-	-
199	<b>Total Expenses</b>	-	-	-	-
200	<b>B45 - Govt Funds Non Project Statement of Activities Net Result</b>	-	-	-	-
201					




	A	B	C	D	E
1	 <b>UNIVERSITY OF WYOMING</b>	<b>UW Operating Budget</b>			
2		<b>Board of Trustees</b>			
3		<b>B0001 - Office of the President Division</b>			
4		<b>FY2023</b>		<b>FY2024</b>	<b>Variance</b>
5	<b>Summary Level Natural Accounts by Fund Class</b>	<b>Budget Amount</b>	<b>Actuals through March 2023</b>	<b>President's Review Version Budget Amount</b>	<b>President's Review FY23 to FY24 Budgets</b>
6	<b>Total Fund Class</b>				
9	Tuition & Educational Fees Net Summary	63,701	14,430	-	(63,701)
10	Sales of Goods & Services Summary	-	-	-	-
11	Grants & Contracts Summary	(7,983,405)	(5,716,896)	-	7,983,405
12	Federal Appropriations Summary	-	-	-	-
13	Other Operating Revenue Summary	-	(1,750)	-	-
14	Non Operating Revenues Summary	-	-	-	-
15	Appropriations Summary	-	-	-	-
16	Gifts Summary	(1,189,886)	(558,760)	(1,676,065)	(486,179)
17	Investment Income Summary	-	-	-	-
18	Other Non Operating Revenues Summary	609,473	-	-	(609,473)
19	Provost Strategic Initiatives	-	-	-	-
20	Internal Budget Reduction Allocation	-	-	-	-
21	<b>Total Revenue</b>	<b>(8,500,117)</b>	<b>(6,262,977)</b>	<b>(1,676,065)</b>	<b>6,824,052</b>
22					
26	Salary & Wages Summary	3,870,912	4,633,355	1,739,735	(2,131,177)
27	Services, Travel, and Supplies	2,972,669	2,177,835	1,891,614	(1,081,055)
28	Util., Repair & Maint., and Rentals	(335,496)	90,916	5,350	340,846
29	Int., Claims, Other Exp., Subcontracts, Depr. & Amort.	139,749	1,401,885	167,450	27,701
30	Cap. Exp., Discont. Op., and Other Non-op. Exp.	238,179	3,537	-	(238,179)
31	<b>Total Expenses Before Transfers</b>	<b>6,886,013</b>	<b>8,307,527</b>	<b>3,804,148</b>	<b>(3,081,864)</b>
32					
34	Internal Allocations & Sales Summary	167,065	214,109	723,708	556,643
35	Provisions for Replacement & Depreciation Grouping	-	-	-	-
36	Debt Service Grouping	-	-	-	-
37	Transfers To/From Operations Grouping	(100,000)	(24,860,724)	(110,000)	(10,000)
38	<b>Total Funding Transfers</b>	<b>67,065</b>	<b>(24,646,615)</b>	<b>613,708</b>	<b>546,643</b>
39					
40	<b>Total Expenses After Transfers</b>	<b>6,953,078</b>	<b>(16,339,088)</b>	<b>4,417,856</b>	<b>(2,535,221)</b>
41	<b>Total Fund Class Statement of Activities Net Result</b>	<b>(1,547,039)</b>	<b>(22,602,064)</b>	<b>2,741,792</b>	<b>4,288,831</b>
42					
43	<b>FC105 - Unrestricted Operating</b>				
46	Tuition & Educational Fees Net Summary	-	-	-	-
47	Sales of Goods & Services Summary	-	-	-	-
48	Grants & Contracts Summary	-	-	-	-
49	Federal Appropriations Summary	-	-	-	-
50	Other Operating Revenue Summary	-	(1,750)	-	-
51	Non Operating Revenues Summary	-	-	-	-
52	Appropriations Summary	-	-	-	-
53	Gifts Summary	-	(90,000)	(120,000)	(120,000)
54	Investment Income Summary	-	-	-	-
55	Other Non Operating Revenues Summary	-	-	-	-
56	Provost Strategic Initiatives	-	-	-	-
57	Internal Budget Reduction Allocation	-	-	-	-
58	<b>Total Revenue</b>	<b>-</b>	<b>(91,750)</b>	<b>(120,000)</b>	<b>(120,000)</b>
59					
63	Salary & Wages Summary	3,189,900	3,011,723	1,739,735	(1,450,165)
64	Services, Travel, and Supplies	795,628	315,805	335,549	(460,079)
65	Util., Repair & Maint., and Rentals	3,200	6,614	5,350	2,150
66	Int., Claims, Other Exp., Subcontracts, Depr. & Amort.	139,749	488,760	167,450	27,701
67	Cap. Exp., Discont. Op., and Other Non-op. Exp.	-	-	-	-
68	<b>Total Expenses Before Transfers</b>	<b>4,128,477</b>	<b>3,822,902</b>	<b>2,248,084</b>	<b>(1,880,393)</b>
69					
71	Internal Allocations & Sales Summary	167,065	182,767	688,708	521,643
72	Provisions for Replacement & Depreciation Grouping	-	-	-	-
73	Debt Service Grouping	-	-	-	-
74	Transfers To/From Operations Grouping	(100,000)	-	(110,000)	(10,000)
75	<b>Total Funding Transfers</b>	<b>67,065</b>	<b>182,767</b>	<b>578,708</b>	<b>511,643</b>
76					
77	<b>Total Expenses After Transfers</b>	<b>4,195,542</b>	<b>4,005,669</b>	<b>2,826,792</b>	<b>(1,368,750)</b>
78	<b>FC105 - Unrestricted Operating Statement of Activities Net Result</b>	<b>4,195,542</b>	<b>3,913,919</b>	<b>2,706,792</b>	<b>(1,488,750)</b>
79					


	A	B	C	D	E
1	 <b>UNIVERSITY OF WYOMING</b>	<b>UW Operating Budget</b>			
2		<b>Board of Trustees</b>			
3		<b>B0001 - Office of the President Division</b>			
4		<b>FY2023</b>	<b>FY2024</b>	<b>Variance</b>	
5	<b>Summary Level Natural Accounts by Fund Class</b>	<b>Budget Amount</b>	<b>Actuals through March 2023</b>	<b>President's Review Version Budget Amount</b>	<b>President's Review FY23 to FY24 Budgets</b>
80	<b>B20 - Designated Operating</b>				
83	Tuition & Educational Fees Net Summary	-	-	-	-
84	Sales of Goods & Services Summary	-	-	-	-
85	Grants & Contracts Summary	(450,000)	(59,396)	-	450,000
86	Federal Appropriations Summary	-	-	-	-
87	Other Operating Revenue Summary	-	-	-	-
88	Non Operating Revenues Summary	-	-	-	-
89	Appropriations Summary	-	-	-	-
90	Gifts Summary	-	-	-	-
91	Investment Income Summary	-	-	-	-
92	Other Non Operating Revenues Summary	-	-	-	-
93	Provost Strategic Initiatives	-	-	-	-
94	Internal Budget Reduction Allocation	-	-	-	-
95	<b>Total Revenue</b>	<b>(450,000)</b>	<b>(59,396)</b>	<b>-</b>	<b>450,000</b>
96					
100	Salary & Wages Summary	15,010	27,633	-	(15,010)
101	Services, Travel, and Supplies	-	209,056	-	-
102	Util., Repair & Maint., and Rentals	-	4,001	-	-
103	Int., Claims, Other Exp., Subcontracts, Depr. & Amort.	-	61,839	-	-
104	Cap. Exp., Discont. Op., and Other Non-op. Exp.	-	-	-	-
105	<b>Total Expenses Before Transfers</b>	<b>15,010</b>	<b>302,529</b>	<b>-</b>	<b>(15,010)</b>
106					
108	Internal Allocations & Sales Summary	-	1,418	35,000	35,000
109	Provisions for Replacement & Depreciation Grouping	-	-	-	-
110	Debt Service Grouping	-	-	-	-
111	Transfers To/From Operations Grouping	-	3,155	-	-
112	<b>Total Funding Transfers</b>	<b>-</b>	<b>4,573</b>	<b>35,000</b>	<b>35,000</b>
113					
114	<b>Total Expenses After Transfers</b>	<b>15,010</b>	<b>307,101</b>	<b>35,000</b>	<b>19,990</b>
115	<b>B20 - Designated Operating Statement of Activities Net Result</b>	<b>(434,990)</b>	<b>247,706</b>	<b>35,000</b>	<b>469,990</b>
116					
117	<b>B30 - Restr Expendable Operating</b>				
120	Tuition & Educational Fees Net Summary	-	14,430	-	-
121	Sales of Goods & Services Summary	-	-	-	-
122	Grants & Contracts Summary	-	-	-	-
123	Federal Appropriations Summary	-	-	-	-
124	Other Operating Revenue Summary	-	-	-	-
125	Non Operating Revenues Summary	-	-	-	-
126	Appropriations Summary	-	-	-	-
127	Gifts Summary	(1,189,886)	(468,760)	(1,556,065)	(366,179)
128	Investment Income Summary	-	-	-	-
129	Other Non Operating Revenues Summary	-	-	-	-
130	Provost Strategic Initiatives	-	-	-	-
131	Internal Budget Reduction Allocation	-	-	-	-
132	<b>Total Revenue</b>	<b>(1,189,886)</b>	<b>(454,330)</b>	<b>(1,556,065)</b>	<b>(366,179)</b>
133					
137	Salary & Wages Summary	-	43,490	-	-
138	Services, Travel, and Supplies	1,189,886	162,700	1,556,065	366,179
139	Util., Repair & Maint., and Rentals	-	23,535	-	-
140	Int., Claims, Other Exp., Subcontracts, Depr. & Amort.	-	(505)	-	-
141	Cap. Exp., Discont. Op., and Other Non-op. Exp.	-	577	-	-
142	<b>Total Expenses Before Transfers</b>	<b>1,189,886</b>	<b>229,797</b>	<b>1,556,065</b>	<b>366,179</b>
143					
144	<b>Total Funding Transfers</b>	<b>-</b>	<b>29,924</b>	<b>-</b>	<b>-</b>
145	Internal Allocations & Sales Summary	-	29,924	-	-
146	Provisions for Replacement & Depreciation Grouping	-	-	-	-
147	Debt Service Grouping	-	-	-	-
148	Transfers To/From Operations Grouping	-	50,225	-	-
149	<b>Total Funding Transfers</b>	<b>-</b>	<b>80,149</b>	<b>-</b>	<b>-</b>
150					
151	<b>Total Expenses After Transfers</b>	<b>1,189,886</b>	<b>309,946</b>	<b>1,556,065</b>	<b>366,179</b>
152	<b>B30 - Restr Expendable Operating Statement of Activities Net Result</b>	<b>-</b>	<b>(144,385)</b>	<b>-</b>	<b>-</b>
153					


	A	B	C	D	E
1	 UNIVERSITY OF WYOMING	<b>UW Operating Budget</b> <b>Board of Trustees</b>			
2		<b>B0001 - Office of the President Division</b>			
3			FY2023	FY2024	Variance
4			Actuals through	President's Review	President's Review
5	<b>Summary Level Natural Accounts by Fund Class</b>	<b>Budget Amount</b>	<b>March 2023</b>	<b>Version Budget</b>	<b>FY23 to FY24</b>
154	<b>B35 - Restr Expendable Non Op</b>			<b>Amount</b>	<b>Budgets</b>
157	Tuition & Educational Fees Net Summary	-	-	-	-
158	Sales of Goods & Services Summary	-	-	-	-
159	Grants & Contracts Summary	-	-	-	-
160	Federal Appropriations Summary	-	-	-	-
161	Other Operating Revenue Summary	-	-	-	-
162	Non Operating Revenues Summary	-	-	-	-
163	Appropriations Summary	-	-	-	-
164	Gifts Summary	-	-	-	-
165	Investment Income Summary	-	-	-	-
166	Other Non Operating Revenues Summary	-	-	-	-
167	Provost Strategic Initiatives	-	-	-	-
168	Internal Budget Reduction Allocation	-	-	-	-
169	<b>Total Revenue</b>	-	-	-	-
170					
174	Salary & Wages Summary	-	-	-	-
175	Services, Travel, and Supplies	-	-	-	-
176	Util., Repair & Maint., and Rentals	-	-	-	-
177	Int., Claims, Other Exp., Subcontracts, Depr. & Amort.	-	-	-	-
178	Cap. Exp., Discnt. Op., and Other Non-op. Exp.	-	-	-	-
179	<b>Total Expenses Before Transfers</b>	-	-	-	-
180					
182	Internal Allocations & Sales Summary	-	-	-	-
183	Provisions for Replacement & Depreciation Grouping	-	-	-	-
184	Debt Service Grouping	-	-	-	-
185	Transfers To/From Operations Grouping	-	(25,000,000)	-	-
186	<b>Total Funding Transfers</b>	-	(25,000,000)	-	-
187					
188	<b>Total Expenses After Transfers</b>	-	(25,000,000)	-	-
189	<b>B35 - Restr Expendable Non Op Statement of Activities Net Result</b>	-	(25,000,000)	-	-
190					
192	<b>B40 - Sponsored Projects Restr</b>				
193	<b>Total Revenue</b>	(6,860,231)	(5,657,501)	-	6,860,231
194	<b>Total Expenses</b>	1,552,640	4,038,196	-	(1,552,640)
195	<b>B40 - Sponsored Projects Restr Statement of Activities Net Result</b>	(5,307,590)	(1,619,304)	-	5,307,590
196					
197	<b>B45 - Govt Funds Non Project</b>				
198	<b>Total Revenue</b>	-	-	-	-
199	<b>Total Expenses</b>	-	-	-	-
200	<b>B45 - Govt Funds Non Project Statement of Activities Net Result</b>	-	-	-	-
201					


	A	B	C	D	E
1	 <b>UNIVERSITY OF WYOMING</b>	<b>UW Operating Budget</b>			
2		<b>Board of Trustees</b>			
3		<b>B0002 - Internal Audit Division</b>			
4		<b>FY2023</b>		<b>FY2024</b>	<b>Variance</b>
5	<b>Summary Level Natural Accounts by Fund Class</b>	<b>Budget Amount</b>	<b>Actuals through March 2023</b>	<b>President's Review Version Budget Amount</b>	<b>President's Review FY23 to FY24 Budgets</b>
6	<b>Total Fund Class</b>				
9	Tuition & Educational Fees Net Summary	-	-	-	-
10	Sales of Goods & Services Summary	-	-	-	-
11	Grants & Contracts Summary	-	-	-	-
12	Federal Appropriations Summary	-	-	-	-
13	Other Operating Revenue Summary	-	-	-	-
14	Non Operating Revenues Summary	-	-	-	-
15	Appropriations Summary	-	-	-	-
16	Gifts Summary	-	-	-	-
17	Investment Income Summary	-	-	-	-
18	Other Non Operating Revenues Summary	-	-	-	-
19	Provost Strategic Initiatives	-	-	-	-
20	Internal Budget Reduction Allocation	-	-	-	-
21	<b>Total Revenue</b>	-	-	-	-
22					
26	Salary & Wages Summary	414,362	311,054	432,390	18,029
27	Services, Travel, and Supplies	95,625	57,025	96,085	460
28	Util., Repair & Maint., and Rentals	3,000	497	5,100	2,100
29	Int., Claims, Other Exp., Subcontracts, Depr. & Amort.	15,870	11,077	16,120	250
30	Cap. Exp., Discout. Op., and Other Non-op. Exp.	-	-	-	-
31	<b>Total Expenses Before Transfers</b>	<b>528,857</b>	<b>379,653</b>	<b>549,695</b>	<b>20,839</b>
32					
34	Internal Allocations & Sales Summary	74,434	15,896	71,634	(2,799)
35	Provisions for Replacement & Depreciation Grouping	-	-	-	-
36	Debt Service Grouping	-	-	-	-
37	Transfers To/From Operations Grouping	-	-	-	-
38	<b>Total Funding Transfers</b>	<b>74,434</b>	<b>15,896</b>	<b>71,634</b>	<b>(2,799)</b>
39					
40	<b>Total Expenses After Transfers</b>	<b>603,290</b>	<b>395,548</b>	<b>621,330</b>	<b>18,039</b>
41	<b>Total Fund Class Statement of Activities Net Result</b>	<b>603,290</b>	<b>395,548</b>	<b>621,330</b>	<b>18,039</b>
42					
43	<b>FC105 - Unrestricted Operating</b>				
46	Tuition & Educational Fees Net Summary	-	-	-	-
47	Sales of Goods & Services Summary	-	-	-	-
48	Grants & Contracts Summary	-	-	-	-
49	Federal Appropriations Summary	-	-	-	-
50	Other Operating Revenue Summary	-	-	-	-
51	Non Operating Revenues Summary	-	-	-	-
52	Appropriations Summary	-	-	-	-
53	Gifts Summary	-	-	-	-
54	Investment Income Summary	-	-	-	-
55	Other Non Operating Revenues Summary	-	-	-	-
56	Provost Strategic Initiatives	-	-	-	-
57	Internal Budget Reduction Allocation	-	-	-	-
58	<b>Total Revenue</b>	-	-	-	-
59					
63	Salary & Wages Summary	414,362	311,054	432,390	18,029
64	Services, Travel, and Supplies	95,625	57,025	96,085	460
65	Util., Repair & Maint., and Rentals	3,000	497	5,100	2,100
66	Int., Claims, Other Exp., Subcontracts, Depr. & Amort.	15,870	11,077	16,120	250
67	Cap. Exp., Discout. Op., and Other Non-op. Exp.	-	-	-	-
68	<b>Total Expenses Before Transfers</b>	<b>528,857</b>	<b>379,653</b>	<b>549,695</b>	<b>20,839</b>
69					
71	Internal Allocations & Sales Summary	74,434	15,896	71,634	(2,799)
72	Provisions for Replacement & Depreciation Grouping	-	-	-	-
73	Debt Service Grouping	-	-	-	-
74	Transfers To/From Operations Grouping	-	-	-	-
75	<b>Total Funding Transfers</b>	<b>74,434</b>	<b>15,896</b>	<b>71,634</b>	<b>(2,799)</b>
76					
77	<b>Total Expenses After Transfers</b>	<b>603,290</b>	<b>395,548</b>	<b>621,330</b>	<b>18,039</b>
78	<b>FC105 - Unrestricted Operating Statement of Activities Net Result</b>	<b>603,290</b>	<b>395,548</b>	<b>621,330</b>	<b>18,039</b>
79					


	A	B	C	D	E
1	 <b>UNIVERSITY OF WYOMING</b>	<b>UW Operating Budget</b>			
2		<b>Board of Trustees</b>			
3		<b>B0002 - Internal Audit Division</b>			
4		<b>FY2023</b>		<b>FY2024</b>	<b>Variance</b>
5	<b>Summary Level Natural Accounts by Fund Class</b>	<b>Budget Amount</b>	<b>Actuals through March 2023</b>	<b>President's Review Version Budget Amount</b>	<b>President's Review FY23 to FY24 Budgets</b>
80	<b>B20 - Designated Operating</b>				
83	Tuition & Educational Fees Net Summary	-	-	-	-
84	Sales of Goods & Services Summary	-	-	-	-
85	Grants & Contracts Summary	-	-	-	-
86	Federal Appropriations Summary	-	-	-	-
87	Other Operating Revenue Summary	-	-	-	-
88	Non Operating Revenues Summary	-	-	-	-
89	Appropriations Summary	-	-	-	-
90	Gifts Summary	-	-	-	-
91	Investment Income Summary	-	-	-	-
92	Other Non Operating Revenues Summary	-	-	-	-
93	Provost Strategic Initiatives	-	-	-	-
94	Internal Budget Reduction Allocation	-	-	-	-
95	<b>Total Revenue</b>	-	-	-	-
96					
100	Salary & Wages Summary	-	-	-	-
101	Services, Travel, and Supplies	-	-	-	-
102	Util., Repair & Maint., and Rentals	-	-	-	-
103	Int., Claims, Other Exp., Subcontracts, Depr. & Amort.	-	-	-	-
104	Cap. Exp., Discont. Op., and Other Non-op. Exp.	-	-	-	-
105	<b>Total Expenses Before Transfers</b>	-	-	-	-
106					
108	Internal Allocations & Sales Summary	-	-	-	-
109	Provisions for Replacement & Depreciation Grouping	-	-	-	-
110	Debt Service Grouping	-	-	-	-
111	Transfers To/From Operations Grouping	-	-	-	-
112	<b>Total Funding Transfers</b>	-	-	-	-
113					
114	<b>Total Expenses After Transfers</b>	-	-	-	-
115	<b>B20 - Designated Operating Statement of Activities Net Result</b>	-	-	-	-
116					
117	<b>B30 - Restr Expendable Operating</b>				
120	Tuition & Educational Fees Net Summary	-	-	-	-
121	Sales of Goods & Services Summary	-	-	-	-
122	Grants & Contracts Summary	-	-	-	-
123	Federal Appropriations Summary	-	-	-	-
124	Other Operating Revenue Summary	-	-	-	-
125	Non Operating Revenues Summary	-	-	-	-
126	Appropriations Summary	-	-	-	-
127	Gifts Summary	-	-	-	-
128	Investment Income Summary	-	-	-	-
129	Other Non Operating Revenues Summary	-	-	-	-
130	Provost Strategic Initiatives	-	-	-	-
131	Internal Budget Reduction Allocation	-	-	-	-
132	<b>Total Revenue</b>	-	-	-	-
133					
137	Salary & Wages Summary	-	-	-	-
138	Services, Travel, and Supplies	-	-	-	-
139	Util., Repair & Maint., and Rentals	-	-	-	-
140	Int., Claims, Other Exp., Subcontracts, Depr. & Amort.	-	-	-	-
141	Cap. Exp., Discont. Op., and Other Non-op. Exp.	-	-	-	-
142	<b>Total Expenses Before Transfers</b>	-	-	-	-
143					
144	<b>Total Funding Transfers</b>	-	-	-	-
145	Internal Allocations & Sales Summary	-	-	-	-
146	Provisions for Replacement & Depreciation Grouping	-	-	-	-
147	Debt Service Grouping	-	-	-	-
148	Transfers To/From Operations Grouping	-	-	-	-
149	<b>Total Funding Transfers</b>	-	-	-	-
150					
151	<b>Total Expenses After Transfers</b>	-	-	-	-
152	<b>B30 - Restr Expendable Operating Statement of Activities Net Result</b>	-	-	-	-
153					




	A	B	C	D	E
1	 <b>UNIVERSITY OF WYOMING</b>	<b>UW Operating Budget</b>			
2		<b>Board of Trustees</b>			
3		<b>B0002 - Internal Audit Division</b>			
4		<b>FY2023</b>	<b>FY2024</b>	<b>Variance</b>	
5	<b>Summary Level Natural Accounts by Fund Class</b>	<b>Budget Amount</b>	<b>Actuals through March 2023</b>	<b>President's Review Version Budget Amount</b>	<b>President's Review FY23 to FY24 Budgets</b>
154	<b>B35 - Restr Expendable Non Op</b>				
157	Tuition & Educational Fees Net Summary	-	-	-	-
158	Sales of Goods & Services Summary	-	-	-	-
159	Grants & Contracts Summary	-	-	-	-
160	Federal Appropriations Summary	-	-	-	-
161	Other Operating Revenue Summary	-	-	-	-
162	Non Operating Revenues Summary	-	-	-	-
163	Appropriations Summary	-	-	-	-
164	Gifts Summary	-	-	-	-
165	Investment Income Summary	-	-	-	-
166	Other Non Operating Revenues Summary	-	-	-	-
167	Provost Strategic Initiatives	-	-	-	-
168	Internal Budget Reduction Allocation	-	-	-	-
169	<b>Total Revenue</b>	-	-	-	-
170					
174	Salary & Wages Summary	-	-	-	-
175	Services, Travel, and Supplies	-	-	-	-
176	Util., Repair & Maint., and Rentals	-	-	-	-
177	Int., Claims, Other Exp., Subcontracts, Depr. & Amort.	-	-	-	-
178	Cap. Exp., Discnt. Op., and Other Non-op. Exp.	-	-	-	-
179	<b>Total Expenses Before Transfers</b>	-	-	-	-
180					
182	Internal Allocations & Sales Summary	-	-	-	-
183	Provisions for Replacement & Depreciation Grouping	-	-	-	-
184	Debt Service Grouping	-	-	-	-
185	Transfers To/From Operations Grouping	-	-	-	-
186	<b>Total Funding Transfers</b>	-	-	-	-
187					
188	<b>Total Expenses After Transfers</b>	-	-	-	-
189	<b>B35 - Restr Expendable Non Op Statement of Activities Net Result</b>	-	-	-	-
190					
192	<b>B40 - Sponsored Projects Restr</b>				
193	<b>Total Revenue</b>	-	-	-	-
194	<b>Total Expenses</b>	-	-	-	-
195	<b>B40 - Sponsored Projects Restr Statement of Activities Net Result</b>	-	-	-	-
196					
197	<b>B45 - Govt Funds Non Project</b>				
198	<b>Total Revenue</b>	-	-	-	-
199	<b>Total Expenses</b>	-	-	-	-
200	<b>B45 - Govt Funds Non Project Statement of Activities Net Result</b>	-	-	-	-
201					


	A	B	C	D	E
1	 <b>UNIVERSITY OF WYOMING</b>	<b>UW Operating Budget</b>			
2		<b>Board of Trustees</b>			
3		<b>00013 - Board of Trustees</b>			
4		<b>FY2023</b>		<b>FY2024</b>	<b>Variance</b>
5	<b>Summary Level Natural Accounts by Fund Class</b>	<b>Budget Amount</b>	<b>Actuals through March 2023</b>	<b>President's Review Version Budget Amount</b>	<b>President's Review FY23 to FY24 Budgets</b>
6	<b>Total Fund Class</b>				
9	Tuition & Educational Fees Net Summary	-	-	-	-
10	Sales of Goods & Services Summary	-	-	-	-
11	Grants & Contracts Summary	-	-	-	-
12	Federal Appropriations Summary	-	-	-	-
13	Other Operating Revenue Summary	-	-	-	-
14	Non Operating Revenues Summary	-	-	-	-
15	Appropriations Summary	-	-	-	-
16	Gifts Summary	-	-	-	-
17	Investment Income Summary	-	-	-	-
18	Other Non Operating Revenues Summary	-	-	-	-
19	Provost Strategic Initiatives	-	-	-	-
20	Internal Budget Reduction Allocation	-	-	-	-
21	<b>Total Revenue</b>	-	-	-	-
22					
26	Salary & Wages Summary	137,035	95,103	142,535	5,501
27	Services, Travel, and Supplies	86,440	53,917	86,900	460
28	Util., Repair & Maint., and Rentals	3,000	497	5,100	2,100
29	Int., Claims, Other Exp., Subcontracts, Depr. & Amort.	11,020	8,702	11,020	-
30	Cap. Exp., Discont. Op., and Other Non-op. Exp.	-	-	-	-
31	<b>Total Expenses Before Transfers</b>	<b>237,495</b>	<b>158,219</b>	<b>245,555</b>	<b>8,061</b>
32					
34	Internal Allocations & Sales Summary	72,984	13,963	70,434	(2,549)
35	Provisions for Replacement & Depreciation Grouping	-	-	-	-
36	Debt Service Grouping	-	-	-	-
37	Transfers To/From Operations Grouping	-	-	-	-
38	<b>Total Funding Transfers</b>	<b>72,984</b>	<b>13,963</b>	<b>70,434</b>	<b>(2,549)</b>
39					
40	<b>Total Expenses After Transfers</b>	<b>310,478</b>	<b>172,182</b>	<b>315,990</b>	<b>5,511</b>
41	<b>Total Fund Class Statement of Activities Net Result</b>	<b>310,478</b>	<b>172,182</b>	<b>315,990</b>	<b>5,511</b>
42					
43	<b>FC105 - Unrestricted Operating</b>				
46	Tuition & Educational Fees Net Summary	-	-	-	-
47	Sales of Goods & Services Summary	-	-	-	-
48	Grants & Contracts Summary	-	-	-	-
49	Federal Appropriations Summary	-	-	-	-
50	Other Operating Revenue Summary	-	-	-	-
51	Non Operating Revenues Summary	-	-	-	-
52	Appropriations Summary	-	-	-	-
53	Gifts Summary	-	-	-	-
54	Investment Income Summary	-	-	-	-
55	Other Non Operating Revenues Summary	-	-	-	-
56	Provost Strategic Initiatives	-	-	-	-
57	Internal Budget Reduction Allocation	-	-	-	-
58	<b>Total Revenue</b>	-	-	-	-
59					
63	Salary & Wages Summary	137,035	95,103	142,535	5,501
64	Services, Travel, and Supplies	86,440	53,917	86,900	460
65	Util., Repair & Maint., and Rentals	3,000	497	5,100	2,100
66	Int., Claims, Other Exp., Subcontracts, Depr. & Amort.	11,020	8,702	11,020	-
67	Cap. Exp., Discont. Op., and Other Non-op. Exp.	-	-	-	-
68	<b>Total Expenses Before Transfers</b>	<b>237,495</b>	<b>158,219</b>	<b>245,555</b>	<b>8,061</b>
69					
71	Internal Allocations & Sales Summary	72,984	13,963	70,434	(2,549)
72	Provisions for Replacement & Depreciation Grouping	-	-	-	-
73	Debt Service Grouping	-	-	-	-
74	Transfers To/From Operations Grouping	-	-	-	-
75	<b>Total Funding Transfers</b>	<b>72,984</b>	<b>13,963</b>	<b>70,434</b>	<b>(2,549)</b>
76					
77	<b>Total Expenses After Transfers</b>	<b>310,478</b>	<b>172,182</b>	<b>315,990</b>	<b>5,511</b>
78	<b>FC105 - Unrestricted Operating Statement of Activities Net Result</b>	<b>310,478</b>	<b>172,182</b>	<b>315,990</b>	<b>5,511</b>
79					


	A	B	C	D	E
1	 UNIVERSITY OF WYOMING	<b>UW Operating Budget</b> <b>Board of Trustees</b>			
2		<b>00013 - Board of Trustees</b>			
3					
4		FY2023	FY2024	Variance	
5	<b>Summary Level Natural Accounts by Fund Class</b>	<b>Budget Amount</b>	<b>Actuals through March 2023</b>	<b>President's Review Version Budget Amount</b>	<b>President's Review FY23 to FY24 Budgets</b>
80	<b>B20 - Designated Operating</b>				
83	Tuition & Educational Fees Net Summary	-	-	-	-
84	Sales of Goods & Services Summary	-	-	-	-
85	Grants & Contracts Summary	-	-	-	-
86	Federal Appropriations Summary	-	-	-	-
87	Other Operating Revenue Summary	-	-	-	-
88	Non Operating Revenues Summary	-	-	-	-
89	Appropriations Summary	-	-	-	-
90	Gifts Summary	-	-	-	-
91	Investment Income Summary	-	-	-	-
92	Other Non Operating Revenues Summary	-	-	-	-
93	Provost Strategic Initiatives	-	-	-	-
94	Internal Budget Reduction Allocation	-	-	-	-
95	<b>Total Revenue</b>	-	-	-	-
96					
100	Salary & Wages Summary	-	-	-	-
101	Services, Travel, and Supplies	-	-	-	-
102	Util., Repair & Maint., and Rentals	-	-	-	-
103	Int., Claims, Other Exp., Subcontracts, Depr. & Amort.	-	-	-	-
104	Cap. Exp., Discot. Op., and Other Non-op. Exp.	-	-	-	-
105	<b>Total Expenses Before Transfers</b>	-	-	-	-
106					
108	Internal Allocations & Sales Summary	-	-	-	-
109	Provisions for Replacement & Depreciation Grouping	-	-	-	-
110	Debt Service Grouping	-	-	-	-
111	Transfers To/From Operations Grouping	-	-	-	-
112	<b>Total Funding Transfers</b>	-	-	-	-
113					
114	<b>Total Expenses After Transfers</b>	-	-	-	-
115	<b>B20 - Designated Operating Statement of Activities Net Result</b>	-	-	-	-
116					
117	<b>B30 - Restr Expendable Operating</b>				
120	Tuition & Educational Fees Net Summary	-	-	-	-
121	Sales of Goods & Services Summary	-	-	-	-
122	Grants & Contracts Summary	-	-	-	-
123	Federal Appropriations Summary	-	-	-	-
124	Other Operating Revenue Summary	-	-	-	-
125	Non Operating Revenues Summary	-	-	-	-
126	Appropriations Summary	-	-	-	-
127	Gifts Summary	-	-	-	-
128	Investment Income Summary	-	-	-	-
129	Other Non Operating Revenues Summary	-	-	-	-
130	Provost Strategic Initiatives	-	-	-	-
131	Internal Budget Reduction Allocation	-	-	-	-
132	<b>Total Revenue</b>	-	-	-	-
133					
137	Salary & Wages Summary	-	-	-	-
138	Services, Travel, and Supplies	-	-	-	-
139	Util., Repair & Maint., and Rentals	-	-	-	-
140	Int., Claims, Other Exp., Subcontracts, Depr. & Amort.	-	-	-	-
141	Cap. Exp., Discot. Op., and Other Non-op. Exp.	-	-	-	-
142	<b>Total Expenses Before Transfers</b>	-	-	-	-
143					
144	<b>Total Funding Transfers</b>	-	-	-	-
145	Internal Allocations & Sales Summary	-	-	-	-
146	Provisions for Replacement & Depreciation Grouping	-	-	-	-
147	Debt Service Grouping	-	-	-	-
148	Transfers To/From Operations Grouping	-	-	-	-
149	<b>Total Funding Transfers</b>	-	-	-	-
150					
151	<b>Total Expenses After Transfers</b>	-	-	-	-
152	<b>B30 - Restr Expendable Operating Statement of Activities Net Result</b>	-	-	-	-
153					


	A	B	C	D	E
1	 <b>UNIVERSITY OF WYOMING</b>	<b>UW Operating Budget</b>			
2		<b>Board of Trustees</b>			
3		<b>00013 - Board of Trustees</b>			
4		<b>FY2023</b>	<b>FY2024</b>	<b>Variance</b>	
5	<b>Summary Level Natural Accounts by Fund Class</b>	<b>Budget Amount</b>	<b>Actuals through March 2023</b>	<b>President's Review Version Budget Amount</b>	<b>President's Review FY23 to FY24 Budgets</b>
154	<b>B35 - Restr Expendable Non Op</b>				
157	Tuition & Educational Fees Net Summary	-	-	-	-
158	Sales of Goods & Services Summary	-	-	-	-
159	Grants & Contracts Summary	-	-	-	-
160	Federal Appropriations Summary	-	-	-	-
161	Other Operating Revenue Summary	-	-	-	-
162	Non Operating Revenues Summary	-	-	-	-
163	Appropriations Summary	-	-	-	-
164	Gifts Summary	-	-	-	-
165	Investment Income Summary	-	-	-	-
166	Other Non Operating Revenues Summary	-	-	-	-
167	Provost Strategic Initiatives	-	-	-	-
168	Internal Budget Reduction Allocation	-	-	-	-
169	<b>Total Revenue</b>	-	-	-	-
170					
174	Salary & Wages Summary	-	-	-	-
175	Services, Travel, and Supplies	-	-	-	-
176	Util., Repair & Maint., and Rentals	-	-	-	-
177	Int., Claims, Other Exp., Subcontracts, Depr. & Amort.	-	-	-	-
178	Cap. Exp., Discnt. Op., and Other Non-op. Exp.	-	-	-	-
179	<b>Total Expenses Before Transfers</b>	-	-	-	-
180					
182	Internal Allocations & Sales Summary	-	-	-	-
183	Provisions for Replacement & Depreciation Grouping	-	-	-	-
184	Debt Service Grouping	-	-	-	-
185	Transfers To/From Operations Grouping	-	-	-	-
186	<b>Total Funding Transfers</b>	-	-	-	-
187					
188	<b>Total Expenses After Transfers</b>	-	-	-	-
189	<b>B35 - Restr Expendable Non Op Statement of Activities Net Result</b>	-	-	-	-
190					
192	<b>B40 - Sponsored Projects Restr</b>				
193	<b>Total Revenue</b>	-	-	-	-
194	<b>Total Expenses</b>	-	-	-	-
195	<b>B40 - Sponsored Projects Restr Statement of Activities Net Result</b>	-	-	-	-
196					
197	<b>B45 - Govt Funds Non Project</b>				
198	<b>Total Revenue</b>	-	-	-	-
199	<b>Total Expenses</b>	-	-	-	-
200	<b>B45 - Govt Funds Non Project Statement of Activities Net Result</b>	-	-	-	-
201					


	A	B	C	D	E
1	 <b>UNIVERSITY OF WYOMING</b>	<b>UW Operating Budget</b>			
2		<b>Board of Trustees</b>			
3		<b>B0003 - School of Energy Resources Division</b>			
4		<b>FY2023</b>		<b>FY2024</b>	<b>Variance</b>
5	<b>Summary Level Natural Accounts by Fund Class</b>	<b>Budget Amount</b>	<b>Actuals through March 2023</b>	<b>President's Review Version Budget Amount</b>	<b>President's Review FY23 to FY24 Budgets</b>
6	<b>Total Fund Class</b>				
9	Tuition & Educational Fees Net Summary	168,421	400,390	363,200	194,779
10	Sales of Goods & Services Summary	-	-	-	-
11	Grants & Contracts Summary	(7,471,064)	(6,168,636)	(1,755,642)	5,715,422
12	Federal Appropriations Summary	-	-	-	-
13	Other Operating Revenue Summary	-	-	-	-
14	Non Operating Revenues Summary	-	-	-	-
15	Appropriations Summary	(9,084,000)	(8,313,000)	(9,084,000)	-
16	Gifts Summary	(638,453)	(336,211)	(3,430,604)	(2,792,151)
17	Investment Income Summary	-	-	-	-
18	Other Non Operating Revenues Summary	1,258,629	(11,634)	-	(1,258,629)
19	Provost Strategic Initiatives	-	-	-	-
20	Internal Budget Reduction Allocation	-	-	-	-
21	<b>Total Revenue</b>	<b>(15,766,467)</b>	<b>(14,429,091)</b>	<b>(13,907,046)</b>	<b>1,859,421</b>
22					
26	Salary & Wages Summary	7,992,386	7,872,440	9,630,581	1,638,195
27	Services, Travel, and Supplies	2,382,281	5,516,215	2,157,538	(224,743)
28	Util., Repair & Maint., and Rentals	174,408	195,816	544,357	369,949
29	Int., Claims, Other Exp., Subcontracts, Depr. & Amort.	121,700	4,574,296	1,001,202	879,502
30	Cap. Exp., Discont. Op., and Other Non-op. Exp.	366,900	-	29,802	(337,098)
31	<b>Total Expenses Before Transfers</b>	<b>11,037,675</b>	<b>18,158,767</b>	<b>13,363,480</b>	<b>2,325,805</b>
32					
34	Internal Allocations & Sales Summary	243,000	157,454	162,500	(80,500)
35	Provisions for Replacement & Depreciation Grouping	-	-	-	-
36	Debt Service Grouping	-	-	-	-
37	Transfers To/From Operations Grouping	460,000	246,141	423,333	(36,667)
38	<b>Total Funding Transfers</b>	<b>703,000</b>	<b>403,595</b>	<b>585,833</b>	<b>(117,167)</b>
39					
40	<b>Total Expenses After Transfers</b>	<b>11,740,675</b>	<b>18,562,362</b>	<b>13,949,313</b>	<b>2,208,638</b>
41	<b>Total Fund Class Statement of Activities Net Result</b>	<b>(4,025,792)</b>	<b>4,133,271</b>	<b>42,267</b>	<b>4,068,059</b>
42					
43	<b>FC105 - Unrestricted Operating</b>				
46	Tuition & Educational Fees Net Summary	-	(214)	-	-
47	Sales of Goods & Services Summary	-	-	-	-
48	Grants & Contracts Summary	-	-	-	-
49	Federal Appropriations Summary	-	-	-	-
50	Other Operating Revenue Summary	-	-	-	-
51	Non Operating Revenues Summary	-	-	-	-
52	Appropriations Summary	(9,084,000)	(6,813,000)	-	9,084,000
53	Gifts Summary	-	-	-	-
54	Investment Income Summary	-	-	-	-
55	Other Non Operating Revenues Summary	-	-	-	-
56	Provost Strategic Initiatives	-	-	-	-
57	Internal Budget Reduction Allocation	-	-	-	-
58	<b>Total Revenue</b>	<b>(9,084,000)</b>	<b>(6,813,214)</b>	<b>-</b>	<b>9,084,000</b>
59					
63	Salary & Wages Summary	3,042,462	2,188,022	-	(3,042,462)
64	Services, Travel, and Supplies	31,500	60,603	-	(31,500)
65	Util., Repair & Maint., and Rentals	3,500	5,166	-	(3,500)
66	Int., Claims, Other Exp., Subcontracts, Depr. & Amort.	6,500	82	-	(6,500)
67	Cap. Exp., Discont. Op., and Other Non-op. Exp.	-	-	-	-
68	<b>Total Expenses Before Transfers</b>	<b>3,083,962</b>	<b>2,253,872</b>	<b>-</b>	<b>(3,083,962)</b>
69					
71	Internal Allocations & Sales Summary	76,000	51,235	-	(76,000)
72	Provisions for Replacement & Depreciation Grouping	-	-	-	-
73	Debt Service Grouping	-	-	-	-
74	Transfers To/From Operations Grouping	6,008,318	-	-	(6,008,318)
75	<b>Total Funding Transfers</b>	<b>6,084,318</b>	<b>51,235</b>	<b>-</b>	<b>(6,084,318)</b>
76					
77	<b>Total Expenses After Transfers</b>	<b>9,168,279</b>	<b>2,305,107</b>	<b>-</b>	<b>(9,168,279)</b>
78	<b>FC105 - Unrestricted Operating Statement of Activities Net Result</b>	<b>84,279</b>	<b>(4,508,107)</b>	<b>-</b>	<b>(84,279)</b>
79					




	A	B	C	D	E
1	 <b>UNIVERSITY OF WYOMING</b>	<b>UW Operating Budget</b>			
2		<b>Board of Trustees</b>			
3		<b>B0003 - School of Energy Resources Division</b>			
4		<b>FY2023</b>		<b>FY2024</b>	<b>Variance</b>
5	<b>Summary Level Natural Accounts by Fund Class</b>	<b>Budget Amount</b>	<b>Actuals through March 2023</b>	<b>President's Review Version Budget Amount</b>	<b>President's Review FY23 to FY24 Budgets</b>
80	<b>B20 - Designated Operating</b>				
83	Tuition & Educational Fees Net Summary	-	293,102	247,500	247,500
84	Sales of Goods & Services Summary	-	-	-	-
85	Grants & Contracts Summary	(316,254)	(131,609)	-	316,254
86	Federal Appropriations Summary	-	-	-	-
87	Other Operating Revenue Summary	-	-	-	-
88	Non Operating Revenues Summary	-	-	-	-
89	Appropriations Summary	-	(1,500,000)	(9,084,000)	(9,084,000)
90	Gifts Summary	-	-	-	-
91	Investment Income Summary	-	-	-	-
92	Other Non Operating Revenues Summary	-	(11,634)	-	-
93	Provost Strategic Initiatives	-	-	-	-
94	Internal Budget Reduction Allocation	-	-	-	-
95	<b>Total Revenue</b>	<b>(316,254)</b>	<b>(1,350,142)</b>	<b>(8,836,500)</b>	<b>(8,520,246)</b>
96					
100	Salary & Wages Summary	3,420,304	3,364,922	7,185,826	3,765,522
101	Services, Travel, and Supplies	2,072,688	4,641,483	1,187,801	(884,887)
102	Util., Repair & Maint., and Rentals	45,000	189,975	115,640	70,640
103	Int., Claims, Other Exp., Subcontracts, Depr. & Amort.	115,000	82,615	-	(115,000)
104	Cap. Exp., Discont. Op., and Other Non-op. Exp.	-	-	-	-
105	<b>Total Expenses Before Transfers</b>	<b>5,652,991</b>	<b>8,278,995</b>	<b>8,489,267</b>	<b>2,836,276</b>
106					
108	Internal Allocations & Sales Summary	157,000	86,241	162,500	5,500
109	Provisions for Replacement & Depreciation Grouping	-	-	-	-
110	Debt Service Grouping	-	-	-	-
111	Transfers To/From Operations Grouping	(5,573,318)	205,097	227,000	5,800,318
112	<b>Total Funding Transfers</b>	<b>(5,416,318)</b>	<b>291,338</b>	<b>389,500</b>	<b>5,805,818</b>
113					
114	<b>Total Expenses After Transfers</b>	<b>236,674</b>	<b>8,570,333</b>	<b>8,878,767</b>	<b>8,642,093</b>
115	<b>B20 - Designated Operating Statement of Activities Net Result</b>	<b>(79,580)</b>	<b>7,220,191</b>	<b>42,267</b>	<b>121,847</b>
116					
117	<b>B30 - Restr Expendable Operating</b>				
120	Tuition & Educational Fees Net Summary	100,000	107,502	115,700	15,700
121	Sales of Goods & Services Summary	-	-	-	-
122	Grants & Contracts Summary	-	-	-	-
123	Federal Appropriations Summary	-	-	-	-
124	Other Operating Revenue Summary	-	-	-	-
125	Non Operating Revenues Summary	-	-	-	-
126	Appropriations Summary	-	-	-	-
127	Gifts Summary	(638,453)	(336,211)	(1,164,345)	(525,891)
128	Investment Income Summary	-	-	-	-
129	Other Non Operating Revenues Summary	-	-	-	-
130	Provost Strategic Initiatives	-	-	-	-
131	Internal Budget Reduction Allocation	-	-	-	-
132	<b>Total Revenue</b>	<b>(538,453)</b>	<b>(228,709)</b>	<b>(1,048,645)</b>	<b>(510,191)</b>
133					
137	Salary & Wages Summary	446,942	80,742	178,496	(268,447)
138	Services, Travel, and Supplies	56,311	148,129	757,149	700,838
139	Util., Repair & Maint., and Rentals	-	675	-	-
140	Int., Claims, Other Exp., Subcontracts, Depr. & Amort.	200	13,451	-	(200)
141	Cap. Exp., Discont. Op., and Other Non-op. Exp.	-	-	-	-
142	<b>Total Expenses Before Transfers</b>	<b>503,453</b>	<b>242,997</b>	<b>935,645</b>	<b>432,191</b>
143					
144	<b>Total Funding Transfers</b>				
145	Internal Allocations & Sales Summary	10,000	19,978	-	(10,000)
146	Provisions for Replacement & Depreciation Grouping	-	-	-	-
147	Debt Service Grouping	-	-	-	-
148	Transfers To/From Operations Grouping	25,000	41,044	113,000	88,000
149	<b>Total Funding Transfers</b>	<b>35,000</b>	<b>61,022</b>	<b>113,000</b>	<b>78,000</b>
150					
151	<b>Total Expenses After Transfers</b>	<b>538,453</b>	<b>304,019</b>	<b>1,048,645</b>	<b>510,191</b>
152	<b>B30 - Restr Expendable Operating Statement of Activities Net Result</b>	<b>-</b>	<b>75,310</b>	<b>(0)</b>	<b>0</b>
153					


	A	B	C	D	E
1	 <b>UNIVERSITY OF WYOMING</b>	<b>UW Operating Budget</b>			
2		<b>Board of Trustees</b>			
3		<b>B0003 - School of Energy Resources Division</b>			
4		<b>FY2023</b>	<b>FY2024</b>	<b>Variance</b>	
5	<b>Summary Level Natural Accounts by Fund Class</b>	<b>Budget Amount</b>	<b>Actuals through March 2023</b>	<b>President's Review Version Budget Amount</b>	<b>President's Review FY23 to FY24 Budgets</b>
154	<b>B35 - Restr Expendable Non Op</b>				
157	Tuition & Educational Fees Net Summary	-	-	-	-
158	Sales of Goods & Services Summary	-	-	-	-
159	Grants & Contracts Summary	-	-	-	-
160	Federal Appropriations Summary	-	-	-	-
161	Other Operating Revenue Summary	-	-	-	-
162	Non Operating Revenues Summary	-	-	-	-
163	Appropriations Summary	-	-	-	-
164	Gifts Summary	-	-	-	-
165	Investment Income Summary	-	-	-	-
166	Other Non Operating Revenues Summary	-	-	-	-
167	Provost Strategic Initiatives	-	-	-	-
168	Internal Budget Reduction Allocation	-	-	-	-
169	<b>Total Revenue</b>	-	-	-	-
170					
174	Salary & Wages Summary	-	-	-	-
175	Services, Travel, and Supplies	-	-	-	-
176	Util., Repair & Maint., and Rentals	-	-	-	-
177	Int., Claims, Other Exp., Subcontracts, Depr. & Amort.	-	-	-	-
178	Cap. Exp., Discnt. Op., and Other Non-op. Exp.	-	-	-	-
179	<b>Total Expenses Before Transfers</b>	-	-	-	-
180					
182	Internal Allocations & Sales Summary	-	-	-	-
183	Provisions for Replacement & Depreciation Grouping	-	-	-	-
184	Debt Service Grouping	-	-	-	-
185	Transfers To/From Operations Grouping	-	-	-	-
186	<b>Total Funding Transfers</b>	-	-	-	-
187					
188	<b>Total Expenses After Transfers</b>	-	-	-	-
189	<b>B35 - Restr Expendable Non Op Statement of Activities Net Result</b>	-	-	-	-
190					
192	<b>B40 - Sponsored Projects Restr</b>				
193	<b>Total Revenue</b>	<b>(5,827,759)</b>	<b>(6,037,026)</b>	<b>(4,021,901)</b>	<b>1,805,858</b>
194	<b>Total Expenses</b>	<b>1,797,269</b>	<b>7,382,903</b>	<b>4,021,901</b>	<b>2,224,633</b>
195	<b>B40 - Sponsored Projects Restr Statement of Activities Net Result</b>	<b>(4,030,491)</b>	<b>1,345,876</b>	<b>0</b>	<b>4,030,491</b>
196					
197	<b>B45 - Govt Funds Non Project</b>				
198	<b>Total Revenue</b>	-	-	-	-
199	<b>Total Expenses</b>	-	-	-	-
200	<b>B45 - Govt Funds Non Project Statement of Activities Net Result</b>	-	-	-	-
201					


	A	B	C	D	E
1	 <b>UNIVERSITY OF WYOMING</b>	<b>UW Operating Budget</b>			
2		<b>Board of Trustees</b>			
3		<b>B0004 - Diversity, Equity, &amp; Inclusion Division</b>			
4		<b>FY2023</b>		<b>FY2024</b>	<b>Variance</b>
5	<b>Summary Level Natural Accounts by Fund Class</b>	<b>Budget Amount</b>	<b>Actuals through March 2023</b>	<b>President's Review Version Budget Amount</b>	<b>President's Review FY23 to FY24 Budgets</b>
6	<b>Total Fund Class</b>				
9	Tuition & Educational Fees Net Summary	-	-	12,495	12,495
10	Sales of Goods & Services Summary	-	-	-	-
11	Grants & Contracts Summary	-	-	-	-
12	Federal Appropriations Summary	-	-	-	-
13	Other Operating Revenue Summary	-	-	-	-
14	Non Operating Revenues Summary	-	-	-	-
15	Appropriations Summary	-	-	-	-
16	Gifts Summary	-	-	(126,598)	(126,598)
17	Investment Income Summary	-	-	-	-
18	Other Non Operating Revenues Summary	-	-	-	-
19	Provost Strategic Initiatives	-	-	-	-
20	Internal Budget Reduction Allocation	-	-	-	-
21	<b>Total Revenue</b>	-	-	<b>(114,103)</b>	<b>(114,103)</b>
22					
26	Salary & Wages Summary	-	-	835,730	835,730
27	Services, Travel, and Supplies	-	-	128,000	128,000
28	Util., Repair & Maint., and Rentals	-	-	800	800
29	Int., Claims, Other Exp., Subcontracts, Depr. & Amort.	-	-	18,000	18,000
30	Cap. Exp., Discot. Op., and Other Non-op. Exp.	-	-	-	-
31	<b>Total Expenses Before Transfers</b>	-	-	<b>982,530</b>	<b>982,530</b>
32					
34	Internal Allocations & Sales Summary	-	-	(3,000)	(3,000)
35	Provisions for Replacement & Depreciation Grouping	-	-	-	-
36	Debt Service Grouping	-	-	-	-
37	Transfers To/From Operations Grouping	-	-	-	-
38	<b>Total Funding Transfers</b>	-	-	<b>(3,000)</b>	<b>(3,000)</b>
39					
40	<b>Total Expenses After Transfers</b>	-	-	<b>979,530</b>	<b>979,530</b>
41	<b>Total Fund Class Statement of Activities Net Result</b>	-	-	<b>865,427</b>	<b>865,427</b>
42					
43	<b>FC105 - Unrestricted Operating</b>				
46	Tuition & Educational Fees Net Summary	-	-	-	-
47	Sales of Goods & Services Summary	-	-	-	-
48	Grants & Contracts Summary	-	-	-	-
49	Federal Appropriations Summary	-	-	-	-
50	Other Operating Revenue Summary	-	-	-	-
51	Non Operating Revenues Summary	-	-	-	-
52	Appropriations Summary	-	-	-	-
53	Gifts Summary	-	-	-	-
54	Investment Income Summary	-	-	-	-
55	Other Non Operating Revenues Summary	-	-	-	-
56	Provost Strategic Initiatives	-	-	-	-
57	Internal Budget Reduction Allocation	-	-	-	-
58	<b>Total Revenue</b>	-	-	-	-
59					
63	Salary & Wages Summary	-	-	801,627	801,627
64	Services, Travel, and Supplies	-	-	38,000	38,000
65	Util., Repair & Maint., and Rentals	-	-	800	800
66	Int., Claims, Other Exp., Subcontracts, Depr. & Amort.	-	-	10,500	10,500
67	Cap. Exp., Discot. Op., and Other Non-op. Exp.	-	-	-	-
68	<b>Total Expenses Before Transfers</b>	-	-	<b>850,927</b>	<b>850,927</b>
69					
71	Internal Allocations & Sales Summary	-	-	14,500	14,500
72	Provisions for Replacement & Depreciation Grouping	-	-	-	-
73	Debt Service Grouping	-	-	-	-
74	Transfers To/From Operations Grouping	-	-	-	-
75	<b>Total Funding Transfers</b>	-	-	<b>14,500</b>	<b>14,500</b>
76					
77	<b>Total Expenses After Transfers</b>	-	-	<b>865,427</b>	<b>865,427</b>
78	<b>FC105 - Unrestricted Operating Statement of Activities Net Result</b>	-	-	<b>865,427</b>	<b>865,427</b>
79					


	A	B	C	D	E
1	 <b>UNIVERSITY OF WYOMING</b>	<b>UW Operating Budget</b>			
2		<b>Board of Trustees</b>			
3		<b>B0004 - Diversity, Equity, &amp; Inclusion Division</b>			
4		<b>FY2023</b>	<b>FY2024</b>	<b>Variance</b>	
5	<b>Summary Level Natural Accounts by Fund Class</b>	<b>Budget Amount</b>	<b>Actuals through March 2023</b>	<b>President's Review Version Budget Amount</b>	<b>President's Review FY23 to FY24 Budgets</b>
80	<b>B20 - Designated Operating</b>				
83	Tuition & Educational Fees Net Summary	-	-	-	-
84	Sales of Goods & Services Summary	-	-	-	-
85	Grants & Contracts Summary	-	-	-	-
86	Federal Appropriations Summary	-	-	-	-
87	Other Operating Revenue Summary	-	-	-	-
88	Non Operating Revenues Summary	-	-	-	-
89	Appropriations Summary	-	-	-	-
90	Gifts Summary	-	-	-	-
91	Investment Income Summary	-	-	-	-
92	Other Non Operating Revenues Summary	-	-	-	-
93	Provost Strategic Initiatives	-	-	-	-
94	Internal Budget Reduction Allocation	-	-	-	-
95	<b>Total Revenue</b>	-	-	-	-
96					
100	Salary & Wages Summary	-	-	-	-
101	Services, Travel, and Supplies	-	-	35,000	35,000
102	Util., Repair & Maint., and Rentals	-	-	-	-
103	Int., Claims, Other Exp., Subcontracts, Depr. & Amort.	-	-	-	-
104	Cap. Exp., Discnt. Op., and Other Non-op. Exp.	-	-	-	-
105	<b>Total Expenses Before Transfers</b>	-	-	<b>35,000</b>	<b>35,000</b>
106					
108	Internal Allocations & Sales Summary	-	-	(35,000)	(35,000)
109	Provisions for Replacement & Depreciation Grouping	-	-	-	-
110	Debt Service Grouping	-	-	-	-
111	Transfers To/From Operations Grouping	-	-	-	-
112	<b>Total Funding Transfers</b>	-	-	<b>(35,000)</b>	<b>(35,000)</b>
113					
114	<b>Total Expenses After Transfers</b>	-	-	-	-
115	<b>B20 - Designated Operating Statement of Activities Net Result</b>	-	-	-	-
116					
117	<b>B30 - Restr Expendable Operating</b>				
120	Tuition & Educational Fees Net Summary	-	-	12,495	12,495
121	Sales of Goods & Services Summary	-	-	-	-
122	Grants & Contracts Summary	-	-	-	-
123	Federal Appropriations Summary	-	-	-	-
124	Other Operating Revenue Summary	-	-	-	-
125	Non Operating Revenues Summary	-	-	-	-
126	Appropriations Summary	-	-	-	-
127	Gifts Summary	-	-	(126,598)	(126,598)
128	Investment Income Summary	-	-	-	-
129	Other Non Operating Revenues Summary	-	-	-	-
130	Provost Strategic Initiatives	-	-	-	-
131	Internal Budget Reduction Allocation	-	-	-	-
132	<b>Total Revenue</b>	-	-	<b>(114,103)</b>	<b>(114,103)</b>
133					
137	Salary & Wages Summary	-	-	34,103	34,103
138	Services, Travel, and Supplies	-	-	55,000	55,000
139	Util., Repair & Maint., and Rentals	-	-	-	-
140	Int., Claims, Other Exp., Subcontracts, Depr. & Amort.	-	-	7,500	7,500
141	Cap. Exp., Discnt. Op., and Other Non-op. Exp.	-	-	-	-
142	<b>Total Expenses Before Transfers</b>	-	-	<b>96,603</b>	<b>96,603</b>
143					
144	<b>Total Funding Transfers</b>	-	-	-	-
145	Internal Allocations & Sales Summary	-	-	17,500	17,500
146	Provisions for Replacement & Depreciation Grouping	-	-	-	-
147	Debt Service Grouping	-	-	-	-
148	Transfers To/From Operations Grouping	-	-	-	-
149	<b>Total Funding Transfers</b>	-	-	<b>17,500</b>	<b>17,500</b>
150					
151	<b>Total Expenses After Transfers</b>	-	-	<b>114,103</b>	<b>114,103</b>
152	<b>B30 - Restr Expendable Operating Statement of Activities Net Result</b>	-	-	<b>0</b>	<b>0</b>
153					


	A	B	C	D	E
1	 UNIVERSITY OF WYOMING	<b>UW Operating Budget</b> <b>Board of Trustees</b>			
2					
3		<b>B0004 - Diversity, Equity, &amp; Inclusion Division</b>			
4		FY2023	FY2024	Variance	
5	<b>Summary Level Natural Accounts by Fund Class</b>	Budget Amount	Actuals through March 2023	President's Review Version Budget Amount	President's Review FY23 to FY24 Budgets
154	<b>B35 - Restr Expendable Non Op</b>				
157	Tuition & Educational Fees Net Summary	-	-	-	-
158	Sales of Goods & Services Summary	-	-	-	-
159	Grants & Contracts Summary	-	-	-	-
160	Federal Appropriations Summary	-	-	-	-
161	Other Operating Revenue Summary	-	-	-	-
162	Non Operating Revenues Summary	-	-	-	-
163	Appropriations Summary	-	-	-	-
164	Gifts Summary	-	-	-	-
165	Investment Income Summary	-	-	-	-
166	Other Non Operating Revenues Summary	-	-	-	-
167	Provost Strategic Initiatives	-	-	-	-
168	Internal Budget Reduction Allocation	-	-	-	-
169	<b>Total Revenue</b>	-	-	-	-
170					
174	Salary & Wages Summary	-	-	-	-
175	Services, Travel, and Supplies	-	-	-	-
176	Util., Repair & Maint., and Rentals	-	-	-	-
177	Int., Claims, Other Exp., Subcontracts, Depr. & Amort.	-	-	-	-
178	Cap. Exp., Discnt. Op., and Other Non-op. Exp.	-	-	-	-
179	<b>Total Expenses Before Transfers</b>	-	-	-	-
180					
182	Internal Allocations & Sales Summary	-	-	-	-
183	Provisions for Replacement & Depreciation Grouping	-	-	-	-
184	Debt Service Grouping	-	-	-	-
185	Transfers To/From Operations Grouping	-	-	-	-
186	<b>Total Funding Transfers</b>	-	-	-	-
187					
188	<b>Total Expenses After Transfers</b>	-	-	-	-
189	<b>B35 - Restr Expendable Non Op Statement of Activities Net Result</b>	-	-	-	-
190					
192	<b>B40 - Sponsored Projects Restr</b>				
193	<b>Total Revenue</b>	-	-	-	-
194	<b>Total Expenses</b>	-	-	-	-
195	<b>B40 - Sponsored Projects Restr Statement of Activities Net Result</b>	-	-	-	-
196					
197	<b>B45 - Govt Funds Non Project</b>				
198	<b>Total Revenue</b>	-	-	-	-
199	<b>Total Expenses</b>	-	-	-	-
200	<b>B45 - Govt Funds Non Project Statement of Activities Net Result</b>	-	-	-	-
201					




	A	B	C	D	E
1	 <b>UNIVERSITY OF WYOMING</b>	<b>UW Operating Budget</b>			
2		<b>Board of Trustees</b>			
3		<b>B1000 - Academic Affairs Division</b>			
4		<b>FY2023</b>		<b>FY2024</b>	<b>Variance</b>
5	<b>Summary Level Natural Accounts by Fund Class</b>	<b>Budget Amount</b>	<b>Actuals through March 2023</b>	<b>President's Review Version Budget Amount</b>	<b>President's Review FY23 to FY24 Budgets</b>
6	<b>Total Fund Class</b>				
9	Tuition & Educational Fees Net Summary	(19,090,322)	(22,669,910)	(25,639,543)	(6,549,221)
10	Sales of Goods & Services Summary	(1,351,490)	(968,803)	(1,362,232)	(10,742)
11	Grants & Contracts Summary	(74,801,698)	(55,190,864)	(28,835,747)	45,965,951
12	Federal Appropriations Summary	-	-	-	-
13	Other Operating Revenue Summary	(4,487,799)	(3,802,033)	(4,960,898)	(473,099)
14	Non Operating Revenues Summary	-	-	-	-
15	Appropriations Summary	(27,042,555)	(15,490,905)	(38,903,305)	(11,860,750)
16	Gifts Summary	(28,696,263)	(12,448,299)	(47,689,613)	(18,993,350)
17	Investment Income Summary	(700,000)	(175,000)	(700,000)	-
18	Other Non Operating Revenues Summary	8,208,759	(641,836)	(896,162)	(9,104,921)
19	Provost Strategic Initiatives	0	-	-	(0)
20	Internal Budget Reduction Allocation	(76,394)	-	-	76,394
21	<b>Total Revenue</b>	<b>(148,037,761)</b>	<b>(111,387,650)</b>	<b>(148,987,499)</b>	<b>(949,738)</b>
22					
26	Salary & Wages Summary	200,818,899	160,558,986	218,315,349	17,496,450
27	Services, Travel, and Supplies	59,009,102	39,694,664	57,943,911	(1,065,191)
28	Util., Repair & Maint., and Rentals	1,104,365	1,133,694	117,399	(986,965)
29	Int., Claims, Other Exp., Subcontracts, Depr. & Amort.	7,313,290	25,485,736	19,809,833	12,496,543
30	Cap. Exp., Discont. Op., and Other Non-op. Exp.	18,545,292	6,124	7,614,469	(10,930,823)
31	<b>Total Expenses Before Transfers</b>	<b>286,790,947</b>	<b>226,879,203</b>	<b>303,800,961</b>	<b>17,010,014</b>
32					
34	Internal Allocations & Sales Summary	6,155,760	1,774,316	5,020,065	(1,135,696)
35	Provisions for Replacement & Depreciation Grouping	30,000	-	8,000	(22,000)
36	Debt Service Grouping	-	-	-	-
37	Transfers To/From Operations Grouping	(936,161)	3,792,156	4,873,035	5,809,196
38	<b>Total Funding Transfers</b>	<b>5,249,600</b>	<b>5,566,472</b>	<b>9,901,100</b>	<b>4,651,500</b>
39					
40	<b>Total Expenses After Transfers</b>	<b>292,040,547</b>	<b>232,445,675</b>	<b>313,702,061</b>	<b>21,661,514</b>
41	<b>Total Fund Class Statement of Activities Net Result</b>	<b>144,002,786</b>	<b>121,058,026</b>	<b>164,714,562</b>	<b>20,711,776</b>
42					
43	<b>FC105 - Unrestricted Operating</b>				
46	Tuition & Educational Fees Net Summary	(15,160,184)	(13,422,592)	(17,081,006)	(1,920,822)
47	Sales of Goods & Services Summary	(36,380)	(38,856)	(26,000)	10,380
48	Grants & Contracts Summary	-	(53,200)	-	-
49	Federal Appropriations Summary	-	-	-	-
50	Other Operating Revenue Summary	(2,686,083)	(1,646,807)	(3,083,660)	(397,577)
51	Non Operating Revenues Summary	-	-	-	-
52	Appropriations Summary	(19,850,203)	(10,776,984)	(18,510,954)	1,339,249
53	Gifts Summary	-	38	-	-
54	Investment Income Summary	(700,000)	(175,000)	(700,000)	-
55	Other Non Operating Revenues Summary	(860,534)	(641,836)	(896,162)	(35,628)
56	Provost Strategic Initiatives	2,010,535	2,010,535	-	(2,010,535)
57	Internal Budget Reduction Allocation	(76,394)	-	-	76,394
58	<b>Total Revenue</b>	<b>(37,359,243)</b>	<b>(24,744,701)</b>	<b>(40,297,782)</b>	<b>(2,938,539)</b>
59					
63	Salary & Wages Summary	158,289,453	120,321,824	166,306,019	8,016,566
64	Services, Travel, and Supplies	28,640,597	19,334,148	28,602,773	(37,824)
65	Util., Repair & Maint., and Rentals	647,574	327,441	657,402	9,828
66	Int., Claims, Other Exp., Subcontracts, Depr. & Amort.	2,325,456	1,292,445	3,394,899	1,069,442
67	Cap. Exp., Discont. Op., and Other Non-op. Exp.	800	2,419	800	-
68	<b>Total Expenses Before Transfers</b>	<b>189,903,880</b>	<b>141,278,279</b>	<b>198,961,893</b>	<b>9,058,012</b>
69					
71	Internal Allocations & Sales Summary	4,048,161	1,790,938	3,558,781	(489,380)
72	Provisions for Replacement & Depreciation Grouping	30,000	-	8,000	(22,000)
73	Debt Service Grouping	-	-	-	-
74	Transfers To/From Operations Grouping	(115,197)	776,282	(4,072,567)	(3,957,370)
75	<b>Total Funding Transfers</b>	<b>3,962,964</b>	<b>2,567,220</b>	<b>(505,786)</b>	<b>(4,468,750)</b>
76					
77	<b>Total Expenses After Transfers</b>	<b>193,866,845</b>	<b>143,845,498</b>	<b>198,456,107</b>	<b>4,589,262</b>
78	<b>FC105 - Unrestricted Operating Statement of Activities Net Result</b>	<b>156,507,602</b>	<b>119,100,797</b>	<b>158,158,325</b>	<b>1,650,723</b>
79					


	A	B	C	D	E
1	 UNIVERSITY OF WYOMING	<b>UW Operating Budget</b> <b>Board of Trustees</b>			
2		<b>B1000 - Academic Affairs Division</b>			
3			FY2023	FY2024	Variance
4		Budget Amount	Actuals through March 2023	President's Review Version Budget Amount	President's Review FY23 to FY24 Budgets
5	<b>Summary Level Natural Accounts by Fund Class</b>				
80	<b>B20 - Designated Operating</b>				
83	Tuition & Educational Fees Net Summary	(11,757,247)	(11,427,822)	(12,218,446)	(461,199)
84	Sales of Goods & Services Summary	(1,315,110)	(929,948)	(1,336,232)	(21,122)
85	Grants & Contracts Summary	(2,335,387)	(1,428,404)	(2,458,286)	(122,899)
86	Federal Appropriations Summary	-	-	-	-
87	Other Operating Revenue Summary	(1,801,716)	(2,155,226)	(1,877,238)	(75,522)
88	Non Operating Revenues Summary	-	-	-	-
89	Appropriations Summary	(3,792,352)	(2,844,264)	(16,792,351)	(12,999,999)
90	Gifts Summary	-	-	-	-
91	Investment Income Summary	-	-	-	-
92	Other Non Operating Revenues Summary	-	-	-	-
93	Provost Strategic Initiatives	(2,010,535)	(2,010,535)	-	2,010,535
94	Internal Budget Reduction Allocation	-	-	-	-
95	<b>Total Revenue</b>	<b>(23,012,347)</b>	<b>(20,796,198)</b>	<b>(34,682,553)</b>	<b>(11,670,206)</b>
96					
100	Salary & Wages Summary	12,863,916	9,120,337	17,276,620	4,412,705
101	Services, Travel, and Supplies	12,087,947	5,326,490	12,332,404	244,457
102	Util., Repair & Maint., and Rentals	1,037,537	297,488	540,637	(496,900)
103	Int., Claims, Other Exp., Subcontracts, Depr. & Amort.	2,261,411	713,477	1,528,383	(733,028)
104	Cap. Exp., Discont. Op., and Other Non-op. Exp.	105,000	300	-	(105,000)
105	<b>Total Expenses Before Transfers</b>	<b>28,355,811</b>	<b>15,458,092</b>	<b>31,678,044</b>	<b>3,322,233</b>
106					
108	Internal Allocations & Sales Summary	1,241,950	(575,172)	815,309	(426,641)
109	Provisions for Replacement & Depreciation Grouping	-	-	-	-
110	Debt Service Grouping	-	-	-	-
111	Transfers To/From Operations Grouping	(1,152,968)	1,290,750	6,691,532	7,844,500
112	<b>Total Funding Transfers</b>	<b>88,982</b>	<b>715,578</b>	<b>7,506,841</b>	<b>7,417,859</b>
113					
114	<b>Total Expenses After Transfers</b>	<b>28,444,794</b>	<b>16,173,670</b>	<b>39,184,885</b>	<b>10,740,092</b>
115	<b>B20 - Designated Operating Statement of Activities Net Result</b>	<b>5,432,447</b>	<b>(4,622,529)</b>	<b>4,502,332</b>	<b>(930,114)</b>
116					
117	<b>B30 - Restr Expendable Operating</b>				
120	Tuition & Educational Fees Net Summary	5,813,916	2,180,504	3,659,909	(2,154,006)
121	Sales of Goods & Services Summary	-	-	-	-
122	Grants & Contracts Summary	-	-	-	-
123	Federal Appropriations Summary	-	-	-	-
124	Other Operating Revenue Summary	-	-	-	-
125	Non Operating Revenues Summary	-	-	-	-
126	Appropriations Summary	(3,400,000)	(1,869,657)	(3,600,000)	(200,000)
127	Gifts Summary	(28,696,263)	(12,423,216)	(26,567,571)	2,128,692
128	Investment Income Summary	-	-	-	-
129	Other Non Operating Revenues Summary	-	-	-	-
130	Provost Strategic Initiatives	-	-	-	-
131	Internal Budget Reduction Allocation	-	-	-	-
132	<b>Total Revenue</b>	<b>(26,282,347)</b>	<b>(12,112,370)</b>	<b>(26,507,661)</b>	<b>(225,314)</b>
133					
137	Salary & Wages Summary	12,402,182	8,620,848	13,381,892	979,710
138	Services, Travel, and Supplies	10,977,748	4,812,976	10,560,257	(417,491)
139	Util., Repair & Maint., and Rentals	258,936	188,987	549,019	290,083
140	Int., Claims, Other Exp., Subcontracts, Depr. & Amort.	1,445,827	552,089	1,256,718	(189,109)
141	Cap. Exp., Discont. Op., and Other Non-op. Exp.	-	12,680	33,800	33,800
142	<b>Total Expenses Before Transfers</b>	<b>25,084,694</b>	<b>14,187,580</b>	<b>25,781,686</b>	<b>696,992</b>
143					
144	<b>Total Funding Transfers</b>				
145	Internal Allocations & Sales Summary	865,649	550,605	645,975	(219,674)
146	Provisions for Replacement & Depreciation Grouping	-	-	-	-
147	Debt Service Grouping	-	-	-	-
148	Transfers To/From Operations Grouping	332,004	219,084	80,000	(252,004)
149	<b>Total Funding Transfers</b>	<b>1,197,653</b>	<b>769,689</b>	<b>725,975</b>	<b>(471,678)</b>
150					
151	<b>Total Expenses After Transfers</b>	<b>26,282,347</b>	<b>14,957,269</b>	<b>26,507,661</b>	<b>225,314</b>
152	<b>B30 - Restr Expendable Operating Statement of Activities Net Result</b>	<b>0</b>	<b>2,844,899</b>	<b>(0)</b>	<b>(0)</b>
153					


	A	B	C	D	E
1	 <b>UNIVERSITY OF WYOMING</b>	<b>UW Operating Budget</b>			
2		<b>Board of Trustees</b>			
3		<b>B1000 - Academic Affairs Division</b>			
4		<b>FY2023</b>	<b>FY2024</b>	<b>Variance</b>	
5	<b>Summary Level Natural Accounts by Fund Class</b>	<b>Budget Amount</b>	<b>Actuals through March 2023</b>	<b>President's Review Version Budget Amount</b>	<b>President's Review FY23 to FY24 Budgets</b>
154	<b>B35 - Restr Expendable Non Op</b>				
157	Tuition & Educational Fees Net Summary	-	-	-	-
158	Sales of Goods & Services Summary	-	-	-	-
159	Grants & Contracts Summary	-	-	-	-
160	Federal Appropriations Summary	-	-	-	-
161	Other Operating Revenue Summary	-	-	-	-
162	Non Operating Revenues Summary	-	-	-	-
163	Appropriations Summary	-	-	-	-
164	Gifts Summary	-	(25,120)	-	-
165	Investment Income Summary	-	-	-	-
166	Other Non Operating Revenues Summary	-	-	-	-
167	Provost Strategic Initiatives	-	-	-	-
168	Internal Budget Reduction Allocation	-	-	-	-
169	<b>Total Revenue</b>	-	(25,120)	-	-
170					
174	Salary & Wages Summary	-	-	-	-
175	Services, Travel, and Supplies	-	-	-	-
176	Util., Repair & Maint., and Rentals	-	-	-	-
177	Int., Claims, Other Exp., Subcontracts, Depr. & Amort.	-	-	-	-
178	Cap. Exp., Discot. Op., and Other Non-op. Exp.	-	-	-	-
179	<b>Total Expenses Before Transfers</b>	-	-	-	-
180					
182	Internal Allocations & Sales Summary	-	7,906	-	-
183	Provisions for Replacement & Depreciation Grouping	-	-	-	-
184	Debt Service Grouping	-	-	-	-
185	Transfers To/From Operations Grouping	-	-	-	-
186	<b>Total Funding Transfers</b>	-	7,906	-	-
187					
188	<b>Total Expenses After Transfers</b>	-	7,906	-	-
189	<b>B35 - Restr Expendable Non Op Statement of Activities Net Result</b>	-	(17,215)	-	-
190					
192	<b>B40 - Sponsored Projects Restr</b>				
193	<b>Total Revenue</b>	(61,383,824)	(53,709,260)	(47,499,503)	13,884,322
194	<b>Total Expenses</b>	43,446,562	57,461,333	49,553,408	6,106,846
195	<b>B40 - Sponsored Projects Restr Statement of Activities Net Result</b>	(17,937,263)	3,752,073	2,053,905	19,991,168
196					
197	<b>B45 - Govt Funds Non Project</b>				
198	<b>Total Revenue</b>	-	-	-	-
199	<b>Total Expenses</b>	-	-	-	-
200	<b>B45 - Govt Funds Non Project Statement of Activities Net Result</b>	-	-	-	-
201					

	A	B	C	D	E
1	 UNIVERSITY OF WYOMING	<b>UW Operating Budget</b> <b>Board of Trustees</b>			
2		<b>C1000 - Provost Subdivision</b>			
3					
4		FY2023		FY2024	Variance
5	<b>Summary Level Natural Accounts by Fund Class</b>	<b>Budget Amount</b>	<b>Actuals through March 2023</b>	<b>President's Review Version Budget Amount</b>	<b>President's Review FY23 to FY24 Budgets</b>
6	<b>Total Fund Class</b>				
9	Tuition & Educational Fees Net Summary	(6,076,700)	(6,519,164)	(7,460,965)	(1,384,265)
10	Sales of Goods & Services Summary	(2,000)	(2,759)	(2,000)	-
11	Grants & Contracts Summary	(6,084,477)	(5,349,887)	(2,127,874)	3,956,603
12	Federal Appropriations Summary	-	-	-	-
13	Other Operating Revenue Summary	(588,542)	(546,441)	(601,150)	(12,608)
14	Non Operating Revenues Summary	-	-	-	-
15	Appropriations Summary	(3,400,000)	(1,869,657)	(3,600,000)	(200,000)
16	Gifts Summary	(3,052,898)	(1,828,532)	(5,514,534)	(2,461,637)
17	Investment Income Summary	-	-	-	-
18	Other Non Operating Revenues Summary	226,920	-	-	(226,920)
19	Provost Strategic Initiatives	(2,010,535)	(2,010,535)	-	2,010,535
20	Internal Budget Reduction Allocation	-	-	-	-
21	<b>Total Revenue</b>	<b>(20,988,231)</b>	<b>(18,126,976)</b>	<b>(19,306,523)</b>	<b>1,681,708</b>
22					
26	Salary & Wages Summary	28,139,066	23,539,935	33,061,055	4,921,990
27	Services, Travel, and Supplies	7,514,818	4,459,444	7,737,838	223,020
28	Util., Repair & Maint., and Rentals	117,202	55,365	55,015	(62,187)
29	Int., Claims, Other Exp., Subcontracts, Depr. & Amort.	1,247,340	5,068,524	2,515,008	1,267,668
30	Cap. Exp., Discont. Op., and Other Non-op. Exp.	730,755	(2,276)	39,573	(691,183)
31	<b>Total Expenses Before Transfers</b>	<b>37,749,181</b>	<b>33,120,991</b>	<b>43,408,488</b>	<b>5,659,307</b>
32					
34	Internal Allocations & Sales Summary	5,765,980	663,246	4,206,024	(1,559,956)
35	Provisions for Replacement & Depreciation Grouping	-	-	-	-
36	Debt Service Grouping	-	-	-	-
37	Transfers To/From Operations Grouping	(99,752)	12,391	(1,025,916)	(926,164)
38	<b>Total Funding Transfers</b>	<b>5,666,228</b>	<b>675,637</b>	<b>3,180,109</b>	<b>(2,486,119)</b>
39					
40	<b>Total Expenses After Transfers</b>	<b>43,415,409</b>	<b>33,796,628</b>	<b>46,588,597</b>	<b>3,173,188</b>
41	<b>Total Fund Class Statement of Activities Net Result</b>	<b>22,427,178</b>	<b>15,669,652</b>	<b>27,282,074</b>	<b>4,854,896</b>
42					
43	<b>FC105 - Unrestricted Operating</b>				
46	Tuition & Educational Fees Net Summary	(1,367,868)	(1,604,006)	(903,756)	464,112
47	Sales of Goods & Services Summary	(2,000)	(2,759)	(2,000)	-
48	Grants & Contracts Summary	-	-	-	-
49	Federal Appropriations Summary	-	-	-	-
50	Other Operating Revenue Summary	(345,533)	(351,474)	(420,650)	(75,117)
51	Non Operating Revenues Summary	-	-	-	-
52	Appropriations Summary	-	-	-	-
53	Gifts Summary	-	-	-	-
54	Investment Income Summary	-	-	-	-
55	Other Non Operating Revenues Summary	-	-	-	-
56	Provost Strategic Initiatives	-	-	-	-
57	Internal Budget Reduction Allocation	-	-	-	-
58	<b>Total Revenue</b>	<b>(1,715,401)</b>	<b>(1,958,239)</b>	<b>(1,326,406)</b>	<b>388,995</b>
59					
63	Salary & Wages Summary	17,036,617	15,865,641	21,641,677	4,605,060
64	Services, Travel, and Supplies	2,536,260	1,270,218	2,668,496	132,237
65	Util., Repair & Maint., and Rentals	85,850	11,147	26,850	(59,000)
66	Int., Claims, Other Exp., Subcontracts, Depr. & Amort.	484,136	243,053	427,336	(56,801)
67	Cap. Exp., Discont. Op., and Other Non-op. Exp.	-	(577)	-	-
68	<b>Total Expenses Before Transfers</b>	<b>20,142,863</b>	<b>17,389,482</b>	<b>24,764,359</b>	<b>4,621,496</b>
69					
71	Internal Allocations & Sales Summary	4,569,414	271,951	3,850,383	(719,031)
72	Provisions for Replacement & Depreciation Grouping	-	-	-	-
73	Debt Service Grouping	-	-	-	-
74	Transfers To/From Operations Grouping	(100,000)	46,578	(1,025,916)	(925,916)
75	<b>Total Funding Transfers</b>	<b>4,469,414</b>	<b>318,529</b>	<b>2,824,468</b>	<b>(1,644,946)</b>
76					
77	<b>Total Expenses After Transfers</b>	<b>24,612,277</b>	<b>17,708,011</b>	<b>27,588,827</b>	<b>2,976,549</b>
78	<b>FC105 - Unrestricted Operating Statement of Activities Net Result</b>	<b>22,896,877</b>	<b>15,749,772</b>	<b>26,262,421</b>	<b>3,365,544</b>
79					


	A	B	C	D	E
1		<b>UW Operating Budget</b>			
2		<b>Board of Trustees</b>			
3		<b>C1000 - Provost Subdivision</b>			
4		<b>FY2023</b>		<b>FY2024</b>	<b>Variance</b>
5	<b>Summary Level Natural Accounts by Fund Class</b>	<b>Budget Amount</b>	<b>Actuals through March 2023</b>	<b>President's Review Version Budget Amount</b>	<b>President's Review FY23 to FY24 Budgets</b>
80	<b>B20 - Designated Operating</b>				
83	Tuition & Educational Fees Net Summary	(5,957,396)	(5,436,918)	(7,231,097)	(1,273,701)
84	Sales of Goods & Services Summary	-	-	-	-
85	Grants & Contracts Summary	(621,500)	(405,820)	(631,500)	(10,000)
86	Federal Appropriations Summary	-	-	-	-
87	Other Operating Revenue Summary	(243,009)	(194,968)	(180,500)	62,509
88	Non Operating Revenues Summary	-	-	-	-
89	Appropriations Summary	-	-	-	-
90	Gifts Summary	-	-	-	-
91	Investment Income Summary	-	-	-	-
92	Other Non Operating Revenues Summary	-	-	-	-
93	Provost Strategic Initiatives	(2,010,535)	(2,010,535)	-	2,010,535
94	Internal Budget Reduction Allocation	-	-	-	-
95	<b>Total Revenue</b>	<b>(8,832,439)</b>	<b>(8,048,241)</b>	<b>(8,043,097)</b>	<b>789,342</b>
96					
100	Salary & Wages Summary	4,190,430	2,950,668	4,501,218	310,788
101	Services, Travel, and Supplies	4,030,505	1,872,550	3,965,971	(64,534)
102	Util., Repair & Maint., and Rentals	15,500	6,134	14,520	(980)
103	Int., Claims, Other Exp., Subcontracts, Depr. & Amort.	405,242	32,560	355,891	(49,351)
104	Cap. Exp., Discont. Op., and Other Non-op. Exp.	-	-	-	-
105	<b>Total Expenses Before Transfers</b>	<b>8,641,677</b>	<b>4,861,911</b>	<b>8,837,601</b>	<b>195,923</b>
106					
108	Internal Allocations & Sales Summary	1,076,537	295,080	225,150	(851,387)
109	Provisions for Replacement & Depreciation Grouping	-	-	-	-
110	Debt Service Grouping	-	-	-	-
111	Transfers To/From Operations Grouping	(52)	344,751	-	52
112	<b>Total Funding Transfers</b>	<b>1,076,485</b>	<b>639,831</b>	<b>225,150</b>	<b>(851,335)</b>
113					
114	<b>Total Expenses After Transfers</b>	<b>9,718,162</b>	<b>5,501,742</b>	<b>9,062,751</b>	<b>(655,412)</b>
115	<b>B20 - Designated Operating Statement of Activities Net Result</b>	<b>885,723</b>	<b>(2,546,498)</b>	<b>1,019,654</b>	<b>133,930</b>
116					
117	<b>B30 - Restr Expendable Operating</b>				
120	Tuition & Educational Fees Net Summary	771,226	521,760	673,888	(97,338)
121	Sales of Goods & Services Summary	-	-	-	-
122	Grants & Contracts Summary	-	-	-	-
123	Federal Appropriations Summary	-	-	-	-
124	Other Operating Revenue Summary	-	-	-	-
125	Non Operating Revenues Summary	-	-	-	-
126	Appropriations Summary	(3,400,000)	(1,869,657)	(3,600,000)	(200,000)
127	Gifts Summary	(3,052,898)	(1,828,532)	(3,789,096)	(736,198)
128	Investment Income Summary	-	-	-	-
129	Other Non Operating Revenues Summary	-	-	-	-
130	Provost Strategic Initiatives	-	-	-	-
131	Internal Budget Reduction Allocation	-	-	-	-
132	<b>Total Revenue</b>	<b>(5,681,672)</b>	<b>(3,176,430)</b>	<b>(6,715,208)</b>	<b>(1,033,536)</b>
133					
137	Salary & Wages Summary	4,619,718	3,097,804	5,192,722	573,004
138	Services, Travel, and Supplies	728,533	741,035	1,016,992	288,459
139	Util., Repair & Maint., and Rentals	8,179	15,212	9,179	1,000
140	Int., Claims, Other Exp., Subcontracts, Depr. & Amort.	204,913	119,238	365,824	160,911
141	Cap. Exp., Discont. Op., and Other Non-op. Exp.	-	-	-	-
142	<b>Total Expenses Before Transfers</b>	<b>5,561,343</b>	<b>3,973,289</b>	<b>6,584,717</b>	<b>1,023,374</b>
143					
144	<b>Total Funding Transfers</b>				
145	Internal Allocations & Sales Summary	120,029	96,214	130,491	10,462
146	Provisions for Replacement & Depreciation Grouping	-	-	-	-
147	Debt Service Grouping	-	-	-	-
148	Transfers To/From Operations Grouping	300	-	-	(300)
149	<b>Total Funding Transfers</b>	<b>120,329</b>	<b>96,214</b>	<b>130,491</b>	<b>10,162</b>
150					
151	<b>Total Expenses After Transfers</b>	<b>5,681,672</b>	<b>4,069,503</b>	<b>6,715,208</b>	<b>1,033,536</b>
152	<b>B30 - Restr Expendable Operating Statement of Activities Net Result</b>	<b>0</b>	<b>893,074</b>	<b>(0)</b>	<b>(0)</b>
153					





	A	B	C	D	E
1	 UNIVERSITY OF WYOMING	<b>UW Operating Budget</b> <b>Board of Trustees</b>			
2		<b>C1000 - Provost Subdivision</b>			
3					
4		FY2023		FY2024	Variance
5	<b>Summary Level Natural Accounts by Fund Class</b>	<b>Budget Amount</b>	<b>Actuals through March 2023</b>	<b>President's Review Version Budget Amount</b>	<b>President's Review FY23 to FY24 Budgets</b>
154	<b>B35 - Restr Expendable Non Op</b>				
157	Tuition & Educational Fees Net Summary	-	-	-	-
158	Sales of Goods & Services Summary	-	-	-	-
159	Grants & Contracts Summary	-	-	-	-
160	Federal Appropriations Summary	-	-	-	-
161	Other Operating Revenue Summary	-	-	-	-
162	Non Operating Revenues Summary	-	-	-	-
163	Appropriations Summary	-	-	-	-
164	Gifts Summary	-	-	-	-
165	Investment Income Summary	-	-	-	-
166	Other Non Operating Revenues Summary	-	-	-	-
167	Provost Strategic Initiatives	-	-	-	-
168	Internal Budget Reduction Allocation	-	-	-	-
169	<b>Total Revenue</b>	-	-	-	-
170					
174	Salary & Wages Summary	-	-	-	-
175	Services, Travel, and Supplies	-	-	-	-
176	Util., Repair & Maint., and Rentals	-	-	-	-
177	Int., Claims, Other Exp., Subcontracts, Depr. & Amort.	-	-	-	-
178	Cap. Exp., Discont. Op., and Other Non-op. Exp.	-	-	-	-
179	<b>Total Expenses Before Transfers</b>	-	-	-	-
180					
182	Internal Allocations & Sales Summary	-	-	-	-
183	Provisions for Replacement & Depreciation Grouping	-	-	-	-
184	Debt Service Grouping	-	-	-	-
185	Transfers To/From Operations Grouping	-	-	-	-
186	<b>Total Funding Transfers</b>	-	-	-	-
187					
188	<b>Total Expenses After Transfers</b>	-	-	-	-
189	<b>B35 - Restr Expendable Non Op Statement of Activities Net Result</b>	-	-	-	-
190					
192	<b>B40 - Sponsored Projects Restr</b>				
193	<b>Total Revenue</b>	(4,758,719)	(4,944,067)	(3,221,812)	1,536,907
194	<b>Total Expenses</b>	3,403,298	6,517,371	3,221,812	(181,485)
195	<b>B40 - Sponsored Projects Restr Statement of Activities Net Result</b>	(1,355,421)	1,573,305	-	1,355,421
196					
197	<b>B45 - Govt Funds Non Project</b>				
198	<b>Total Revenue</b>	-	-	-	-
199	<b>Total Expenses</b>	-	-	-	-
200	<b>B45 - Govt Funds Non Project Statement of Activities Net Result</b>	-	-	-	-
201					


	A	B	C	D	E
1	 <b>UNIVERSITY OF WYOMING</b>	<b>UW Operating Budget</b>			
2		<b>Board of Trustees</b>			
3		<b>10206 - WORTH</b>			
4		<b>FY2023</b>	<b>FY2024</b>	<b>Variance</b>	
5	<b>Summary Level Natural Accounts by Fund Class</b>	<b>Budget Amount</b>	<b>Actuals through March 2023</b>	<b>President's Review Version Budget Amount</b>	<b>President's Review FY23 to FY24 Budgets</b>
6	<b>Total Fund Class</b>				
9	Tuition & Educational Fees Net Summary	-	-	-	-
10	Sales of Goods & Services Summary	-	-	-	-
11	Grants & Contracts Summary	-	-	-	-
12	Federal Appropriations Summary	-	-	-	-
13	Other Operating Revenue Summary	-	-	-	-
14	Non Operating Revenues Summary	-	-	-	-
15	Appropriations Summary	-	-	-	-
16	Gifts Summary	-	-	-	-
17	Investment Income Summary	-	-	-	-
18	Other Non Operating Revenues Summary	-	-	-	-
19	Provost Strategic Initiatives	-	-	-	-
20	Internal Budget Reduction Allocation	-	-	-	-
21	<b>Total Revenue</b>	-	-	-	-
22					
26	Salary & Wages Summary	613,607	60,662	855,236	241,628
27	Services, Travel, and Supplies	-	-	-	-
28	Util., Repair & Maint., and Rentals	-	-	-	-
29	Int., Claims, Other Exp., Subcontracts, Depr. & Amort.	-	-	-	-
30	Cap. Exp., Discont. Op., and Other Non-op. Exp.	-	-	-	-
31	<b>Total Expenses Before Transfers</b>	<b>613,607</b>	<b>60,662</b>	<b>855,236</b>	<b>241,628</b>
32					
34	Internal Allocations & Sales Summary	-	-	-	-
35	Provisions for Replacement & Depreciation Grouping	-	-	-	-
36	Debt Service Grouping	-	-	-	-
37	Transfers To/From Operations Grouping	-	-	-	-
38	<b>Total Funding Transfers</b>	-	-	-	-
39					
40	<b>Total Expenses After Transfers</b>	<b>613,607</b>	<b>60,662</b>	<b>855,236</b>	<b>241,628</b>
41	<b>Total Fund Class Statement of Activities Net Result</b>	<b>613,607</b>	<b>60,662</b>	<b>855,236</b>	<b>241,628</b>
42					
43	<b>FC105 - Unrestricted Operating</b>				
46	Tuition & Educational Fees Net Summary	-	-	-	-
47	Sales of Goods & Services Summary	-	-	-	-
48	Grants & Contracts Summary	-	-	-	-
49	Federal Appropriations Summary	-	-	-	-
50	Other Operating Revenue Summary	-	-	-	-
51	Non Operating Revenues Summary	-	-	-	-
52	Appropriations Summary	-	-	-	-
53	Gifts Summary	-	-	-	-
54	Investment Income Summary	-	-	-	-
55	Other Non Operating Revenues Summary	-	-	-	-
56	Provost Strategic Initiatives	-	-	-	-
57	Internal Budget Reduction Allocation	-	-	-	-
58	<b>Total Revenue</b>	-	-	-	-
59					
63	Salary & Wages Summary	613,607	60,662	855,236	241,628
64	Services, Travel, and Supplies	-	-	-	-
65	Util., Repair & Maint., and Rentals	-	-	-	-
66	Int., Claims, Other Exp., Subcontracts, Depr. & Amort.	-	-	-	-
67	Cap. Exp., Discont. Op., and Other Non-op. Exp.	-	-	-	-
68	<b>Total Expenses Before Transfers</b>	<b>613,607</b>	<b>60,662</b>	<b>855,236</b>	<b>241,628</b>
69					
71	Internal Allocations & Sales Summary	-	-	-	-
72	Provisions for Replacement & Depreciation Grouping	-	-	-	-
73	Debt Service Grouping	-	-	-	-
74	Transfers To/From Operations Grouping	-	-	-	-
75	<b>Total Funding Transfers</b>	-	-	-	-
76					
77	<b>Total Expenses After Transfers</b>	<b>613,607</b>	<b>60,662</b>	<b>855,236</b>	<b>241,628</b>
78	<b>FC105 - Unrestricted Operating Statement of Activities Net Result</b>	<b>613,607</b>	<b>60,662</b>	<b>855,236</b>	<b>241,628</b>
79					

	A	B	C	D	E
1	 <b>UNIVERSITY OF WYOMING</b>	<b>UW Operating Budget</b> <b>Board of Trustees</b>			
2					
3		<b>10206 - WORTH</b>			
4		FY2023	FY2024	Variance	
5	<b>Summary Level Natural Accounts by Fund Class</b>	<b>Budget Amount</b>	<b>Actuals through March 2023</b>	<b>President's Review Version Budget Amount</b>	<b>President's Review FY23 to FY24 Budgets</b>
80	<b>B20 - Designated Operating</b>				
83	Tuition & Educational Fees Net Summary	-	-	-	-
84	Sales of Goods & Services Summary	-	-	-	-
85	Grants & Contracts Summary	-	-	-	-
86	Federal Appropriations Summary	-	-	-	-
87	Other Operating Revenue Summary	-	-	-	-
88	Non Operating Revenues Summary	-	-	-	-
89	Appropriations Summary	-	-	-	-
90	Gifts Summary	-	-	-	-
91	Investment Income Summary	-	-	-	-
92	Other Non Operating Revenues Summary	-	-	-	-
93	Provost Strategic Initiatives	-	-	-	-
94	Internal Budget Reduction Allocation	-	-	-	-
95	<b>Total Revenue</b>	-	-	-	-
96					
100	Salary & Wages Summary	-	-	-	-
101	Services, Travel, and Supplies	-	-	-	-
102	Util., Repair & Maint., and Rentals	-	-	-	-
103	Int., Claims, Other Exp., Subcontracts, Depr. & Amort.	-	-	-	-
104	Cap. Exp., Discot. Op., and Other Non-op. Exp.	-	-	-	-
105	<b>Total Expenses Before Transfers</b>	-	-	-	-
106					
108	Internal Allocations & Sales Summary	-	-	-	-
109	Provisions for Replacement & Depreciation Grouping	-	-	-	-
110	Debt Service Grouping	-	-	-	-
111	Transfers To/From Operations Grouping	-	-	-	-
112	<b>Total Funding Transfers</b>	-	-	-	-
113					
114	<b>Total Expenses After Transfers</b>	-	-	-	-
115	<b>B20 - Designated Operating Statement of Activities Net Result</b>	-	-	-	-
116					
117	<b>B30 - Restr Expendable Operating</b>				
120	Tuition & Educational Fees Net Summary	-	-	-	-
121	Sales of Goods & Services Summary	-	-	-	-
122	Grants & Contracts Summary	-	-	-	-
123	Federal Appropriations Summary	-	-	-	-
124	Other Operating Revenue Summary	-	-	-	-
125	Non Operating Revenues Summary	-	-	-	-
126	Appropriations Summary	-	-	-	-
127	Gifts Summary	-	-	-	-
128	Investment Income Summary	-	-	-	-
129	Other Non Operating Revenues Summary	-	-	-	-
130	Provost Strategic Initiatives	-	-	-	-
131	Internal Budget Reduction Allocation	-	-	-	-
132	<b>Total Revenue</b>	-	-	-	-
133					
137	Salary & Wages Summary	-	-	-	-
138	Services, Travel, and Supplies	-	-	-	-
139	Util., Repair & Maint., and Rentals	-	-	-	-
140	Int., Claims, Other Exp., Subcontracts, Depr. & Amort.	-	-	-	-
141	Cap. Exp., Discot. Op., and Other Non-op. Exp.	-	-	-	-
142	<b>Total Expenses Before Transfers</b>	-	-	-	-
143					
144	<b>Total Funding Transfers</b>	-	-	-	-
145	Internal Allocations & Sales Summary	-	-	-	-
146	Provisions for Replacement & Depreciation Grouping	-	-	-	-
147	Debt Service Grouping	-	-	-	-
148	Transfers To/From Operations Grouping	-	-	-	-
149	<b>Total Funding Transfers</b>	-	-	-	-
150					
151	<b>Total Expenses After Transfers</b>	-	-	-	-
152	<b>B30 - Restr Expendable Operating Statement of Activities Net Result</b>	-	-	-	-
153					


	A	B	C	D	E
1	 <b>UNIVERSITY OF WYOMING</b>	<b>UW Operating Budget</b> <b>Board of Trustees</b>			
2					
3					
4	<b>10206 - WORTH</b>				
5	<b>Summary Level Natural Accounts by Fund Class</b>	<b>FY2023</b>	<b>FY2024</b>	<b>Variance</b>	
		<b>Budget Amount</b>	<b>Actuals through</b>	<b>President's Review</b>	<b>President's Review</b>
			<b>March 2023</b>	<b>Version Budget</b>	<b>FY23 to FY24</b>
				<b>Amount</b>	<b>Budgets</b>
154	<b>B35 - Restr Expendable Non Op</b>				
157	Tuition & Educational Fees Net Summary	-	-	-	-
158	Sales of Goods & Services Summary	-	-	-	-
159	Grants & Contracts Summary	-	-	-	-
160	Federal Appropriations Summary	-	-	-	-
161	Other Operating Revenue Summary	-	-	-	-
162	Non Operating Revenues Summary	-	-	-	-
163	Appropriations Summary	-	-	-	-
164	Gifts Summary	-	-	-	-
165	Investment Income Summary	-	-	-	-
166	Other Non Operating Revenues Summary	-	-	-	-
167	Provost Strategic Initiatives	-	-	-	-
168	Internal Budget Reduction Allocation	-	-	-	-
169	<b>Total Revenue</b>	-	-	-	-
170					
174	Salary & Wages Summary	-	-	-	-
175	Services, Travel, and Supplies	-	-	-	-
176	Util., Repair & Maint., and Rentals	-	-	-	-
177	Int., Claims, Other Exp., Subcontracts, Depr. & Amort.	-	-	-	-
178	Cap. Exp., Discnt. Op., and Other Non-op. Exp.	-	-	-	-
179	<b>Total Expenses Before Transfers</b>	-	-	-	-
180					
182	Internal Allocations & Sales Summary	-	-	-	-
183	Provisions for Replacement & Depreciation Grouping	-	-	-	-
184	Debt Service Grouping	-	-	-	-
185	Transfers To/From Operations Grouping	-	-	-	-
186	<b>Total Funding Transfers</b>	-	-	-	-
187					
188	<b>Total Expenses After Transfers</b>	-	-	-	-
189	<b>B35 - Restr Expendable Non Op Statement of Activities Net Result</b>	-	-	-	-
190					
192	<b>B40 - Sponsored Projects Restr</b>				
193	<b>Total Revenue</b>	-	-	-	-
194	<b>Total Expenses</b>	-	-	-	-
195	<b>B40 - Sponsored Projects Restr Statement of Activities Net Result</b>	-	-	-	-
196					
197	<b>B45 - Govt Funds Non Project</b>				
198	<b>Total Revenue</b>	-	-	-	-
199	<b>Total Expenses</b>	-	-	-	-
200	<b>B45 - Govt Funds Non Project Statement of Activities Net Result</b>	-	-	-	-
201					


	A	B	C	D	E
1	 <b>UNIVERSITY OF WYOMING</b>	<b>UW Operating Budget</b>			
2		<b>Board of Trustees</b>			
3		<b>C1030 - Honors College Subdivision</b>			
4		<b>FY2023</b>		<b>FY2024</b>	<b>Variance</b>
5	<b>Summary Level Natural Accounts by Fund Class</b>	<b>Budget Amount</b>	<b>Actuals through March 2023</b>	<b>President's Review Version Budget Amount</b>	<b>President's Review FY23 to FY24 Budgets</b>
6	<b>Total Fund Class</b>				
9	Tuition & Educational Fees Net Summary	(83,000)	(64,344)	(135,000)	(52,000)
10	Sales of Goods & Services Summary	-	-	-	-
11	Grants & Contracts Summary	-	-	-	-
12	Federal Appropriations Summary	-	-	-	-
13	Other Operating Revenue Summary	(16,000)	(19,394)	(24,700)	(8,700)
14	Non Operating Revenues Summary	-	-	-	-
15	Appropriations Summary	-	-	-	-
16	Gifts Summary	(249,448)	(140,665)	(226,500)	22,948
17	Investment Income Summary	-	-	-	-
18	Other Non Operating Revenues Summary	-	-	-	-
19	Provost Strategic Initiatives	25,790	25,790	-	(25,790)
20	Internal Budget Reduction Allocation	-	-	-	-
21	<b>Total Revenue</b>	<b>(322,658)</b>	<b>(198,613)</b>	<b>(386,200)</b>	<b>(63,542)</b>
22					
26	Salary & Wages Summary	1,495,454	1,165,714	1,655,170	159,716
27	Services, Travel, and Supplies	286,233	172,319	258,586	(27,647)
28	Util., Repair & Maint., and Rentals	2,500	219	500	(2,000)
29	Int., Claims, Other Exp., Subcontracts, Depr. & Amort.	13,500	23,424	44,250	30,750
30	Cap. Exp., Discont. Op., and Other Non-op. Exp.	-	-	-	-
31	<b>Total Expenses Before Transfers</b>	<b>1,797,687</b>	<b>1,361,677</b>	<b>1,958,506</b>	<b>160,818</b>
32					
34	Internal Allocations & Sales Summary	150,503	91,175	214,358	63,855
35	Provisions for Replacement & Depreciation Grouping	-	-	-	-
36	Debt Service Grouping	-	-	-	-
37	Transfers To/From Operations Grouping	(50,000)	20,000	(50,000)	-
38	<b>Total Funding Transfers</b>	<b>100,503</b>	<b>111,175</b>	<b>164,358</b>	<b>63,855</b>
39					
40	<b>Total Expenses After Transfers</b>	<b>1,898,190</b>	<b>1,472,851</b>	<b>2,122,864</b>	<b>224,673</b>
41	<b>Total Fund Class Statement of Activities Net Result</b>	<b>1,575,532</b>	<b>1,274,238</b>	<b>1,736,664</b>	<b>161,131</b>
42					
43	<b>FC105 - Unrestricted Operating</b>				
46	Tuition & Educational Fees Net Summary	(85,000)	(62,564)	(120,000)	(35,000)
47	Sales of Goods & Services Summary	-	-	-	-
48	Grants & Contracts Summary	-	-	-	-
49	Federal Appropriations Summary	-	-	-	-
50	Other Operating Revenue Summary	(16,000)	(19,394)	(24,700)	(8,700)
51	Non Operating Revenues Summary	-	-	-	-
52	Appropriations Summary	-	-	-	-
53	Gifts Summary	-	-	-	-
54	Investment Income Summary	-	-	-	-
55	Other Non Operating Revenues Summary	-	-	-	-
56	Provost Strategic Initiatives	25,790	25,790	-	(25,790)
57	Internal Budget Reduction Allocation	-	-	-	-
58	<b>Total Revenue</b>	<b>(75,210)</b>	<b>(56,168)</b>	<b>(144,700)</b>	<b>(69,490)</b>
59					
63	Salary & Wages Summary	1,428,507	1,116,578	1,640,317	211,810
64	Services, Travel, and Supplies	110,233	68,351	115,086	4,853
65	Util., Repair & Maint., and Rentals	2,500	189	500	(2,000)
66	Int., Claims, Other Exp., Subcontracts, Depr. & Amort.	9,000	11,270	16,250	7,250
67	Cap. Exp., Discont. Op., and Other Non-op. Exp.	-	-	-	-
68	<b>Total Expenses Before Transfers</b>	<b>1,550,240</b>	<b>1,196,389</b>	<b>1,772,152</b>	<b>221,912</b>
69					
71	Internal Allocations & Sales Summary	150,503	78,998	159,358	8,855
72	Provisions for Replacement & Depreciation Grouping	-	-	-	-
73	Debt Service Grouping	-	-	-	-
74	Transfers To/From Operations Grouping	(50,000)	20,000	(50,000)	-
75	<b>Total Funding Transfers</b>	<b>100,503</b>	<b>98,998</b>	<b>109,358</b>	<b>8,855</b>
76					
77	<b>Total Expenses After Transfers</b>	<b>1,650,743</b>	<b>1,295,388</b>	<b>1,881,510</b>	<b>230,767</b>
78	<b>FC105 - Unrestricted Operating Statement of Activities Net Result</b>	<b>1,575,533</b>	<b>1,239,220</b>	<b>1,736,810</b>	<b>161,277</b>
79					


	A	B	C	D	E
1	 <b>UNIVERSITY OF WYOMING</b>	<b>UW Operating Budget</b>			
2		<b>Board of Trustees</b>			
3		<b>C1030 - Honor College Subdivision</b>			
4		<b>FY2023</b>		<b>FY2024</b>	<b>Variance</b>
5	<b>Summary Level Natural Accounts by Fund Class</b>	<b>Budget Amount</b>	<b>Actuals through March 2023</b>	<b>President's Review Version Budget Amount</b>	<b>President's Review FY23 to FY24 Budgets</b>
80	<b>B20 - Designated Operating</b>				
83	Tuition & Educational Fees Net Summary	(15,000)	(12,280)	(15,000)	-
84	Sales of Goods & Services Summary	-	-	-	-
85	Grants & Contracts Summary	-	-	-	-
86	Federal Appropriations Summary	-	-	-	-
87	Other Operating Revenue Summary	-	-	-	-
88	Non Operating Revenues Summary	-	-	-	-
89	Appropriations Summary	-	-	-	-
90	Gifts Summary	-	-	-	-
91	Investment Income Summary	-	-	-	-
92	Other Non Operating Revenues Summary	-	-	-	-
93	Provost Strategic Initiatives	-	-	-	-
94	Internal Budget Reduction Allocation	-	-	-	-
95	<b>Total Revenue</b>	<b>(15,000)</b>	<b>(12,280)</b>	<b>(15,000)</b>	<b>-</b>
96					
100	Salary & Wages Summary	15,000	13,441	14,854	(146)
101	Services, Travel, and Supplies	-	273	-	-
102	Util., Repair & Maint., and Rentals	-	-	-	-
103	Int., Claims, Other Exp., Subcontracts, Depr. & Amort.	-	-	-	-
104	Cap. Exp., Discont. Op., and Other Non-op. Exp.	-	-	-	-
105	<b>Total Expenses Before Transfers</b>	<b>15,000</b>	<b>13,714</b>	<b>14,854</b>	<b>(146)</b>
106					
108	Internal Allocations & Sales Summary	-	-	-	-
109	Provisions for Replacement & Depreciation Grouping	-	-	-	-
110	Debt Service Grouping	-	-	-	-
111	Transfers To/From Operations Grouping	-	-	-	-
112	<b>Total Funding Transfers</b>	<b>-</b>	<b>-</b>	<b>-</b>	<b>-</b>
113					
114	<b>Total Expenses After Transfers</b>	<b>15,000</b>	<b>13,714</b>	<b>14,854</b>	<b>(146)</b>
115	<b>B20 - Designated Operating Statement of Activities Net Result</b>	<b>(0)</b>	<b>1,434</b>	<b>(146)</b>	<b>(146)</b>
116					
117	<b>B30 - Restr Expendable Operating</b>				
120	Tuition & Educational Fees Net Summary	17,000	10,500	-	(17,000)
121	Sales of Goods & Services Summary	-	-	-	-
122	Grants & Contracts Summary	-	-	-	-
123	Federal Appropriations Summary	-	-	-	-
124	Other Operating Revenue Summary	-	-	-	-
125	Non Operating Revenues Summary	-	-	-	-
126	Appropriations Summary	-	-	-	-
127	Gifts Summary	(249,448)	(140,665)	(226,500)	22,948
128	Investment Income Summary	-	-	-	-
129	Other Non Operating Revenues Summary	-	-	-	-
130	Provost Strategic Initiatives	-	-	-	-
131	Internal Budget Reduction Allocation	-	-	-	-
132	<b>Total Revenue</b>	<b>(232,448)</b>	<b>(130,165)</b>	<b>(226,500)</b>	<b>5,948</b>
133					
137	Salary & Wages Summary	51,948	35,694	-	(16,254)
138	Services, Travel, and Supplies	176,000	103,694	143,500	(32,500)
139	Util., Repair & Maint., and Rentals	-	30	-	-
140	Int., Claims, Other Exp., Subcontracts, Depr. & Amort.	4,500	12,154	28,000	23,500
141	Cap. Exp., Discont. Op., and Other Non-op. Exp.	-	-	-	-
142	<b>Total Expenses Before Transfers</b>	<b>232,448</b>	<b>151,573</b>	<b>171,500</b>	<b>(60,948)</b>
143					
144	<b>Total Funding Transfers</b>	<b>-</b>	<b>12,176</b>	<b>55,000</b>	<b>55,000</b>
145	Internal Allocations & Sales Summary	-	12,176	55,000	55,000
146	Provisions for Replacement & Depreciation Grouping	-	-	-	-
147	Debt Service Grouping	-	-	-	-
148	Transfers To/From Operations Grouping	-	-	-	-
149	<b>Total Funding Transfers</b>	<b>-</b>	<b>12,176</b>	<b>55,000</b>	<b>55,000</b>
150					
151	<b>Total Expenses After Transfers</b>	<b>232,448</b>	<b>163,749</b>	<b>226,500</b>	<b>(62,751)</b>
152	<b>B30 - Restr Expendable Operating Statement of Activities Net Result</b>	<b>(0)</b>	<b>33,584</b>	<b>-</b>	<b>0</b>
153					


	A	B	C	D	E
1	 <b>UNIVERSITY OF WYOMING</b>	<b>UW Operating Budget</b>			
2		<b>Board of Trustees</b>			
3		<b>C1030 - Honor College Subdivision</b>			
4		<b>FY2023</b>	<b>FY2024</b>	<b>Variance</b>	
5	<b>Summary Level Natural Accounts by Fund Class</b>	<b>Budget Amount</b>	<b>Actuals through March 2023</b>	<b>President's Review Version Budget Amount</b>	<b>President's Review FY23 to FY24 Budgets</b>
154	<b>B35 - Restr Expendable Non Op</b>				
157	Tuition & Educational Fees Net Summary	-	-	-	-
158	Sales of Goods & Services Summary	-	-	-	-
159	Grants & Contracts Summary	-	-	-	-
160	Federal Appropriations Summary	-	-	-	-
161	Other Operating Revenue Summary	-	-	-	-
162	Non Operating Revenues Summary	-	-	-	-
163	Appropriations Summary	-	-	-	-
164	Gifts Summary	-	-	-	-
165	Investment Income Summary	-	-	-	-
166	Other Non Operating Revenues Summary	-	-	-	-
167	Provost Strategic Initiatives	-	-	-	-
168	Internal Budget Reduction Allocation	-	-	-	-
169	<b>Total Revenue</b>	-	-	-	-
170					
174	Salary & Wages Summary	-	-	-	-
175	Services, Travel, and Supplies	-	-	-	-
176	Util., Repair & Maint., and Rentals	-	-	-	-
177	Int., Claims, Other Exp., Subcontracts, Depr. & Amort.	-	-	-	-
178	Cap. Exp., Discout. Op., and Other Non-op. Exp.	-	-	-	-
179	<b>Total Expenses Before Transfers</b>	-	-	-	-
180					
182	Internal Allocations & Sales Summary	-	-	-	-
183	Provisions for Replacement & Depreciation Grouping	-	-	-	-
184	Debt Service Grouping	-	-	-	-
185	Transfers To/From Operations Grouping	-	-	-	-
186	<b>Total Funding Transfers</b>	-	-	-	-
187					
188	<b>Total Expenses After Transfers</b>	-	-	-	-
189	<b>B35 - Restr Expendable Non Op Statement of Activities Net Result</b>	-	-	-	-
190					
192	<b>B40 - Sponsored Projects Restr</b>				
193	<b>Total Revenue</b>	-	-	-	-
194	<b>Total Expenses</b>	-	-	-	-
195	<b>B40 - Sponsored Projects Restr Statement of Activities Net Result</b>	-	-	-	-
196					
197	<b>B45 - Govt Funds Non Project</b>				
198	<b>Total Revenue</b>	-	-	-	-
199	<b>Total Expenses</b>	-	-	-	-
200	<b>B45 - Govt Funds Non Project Statement of Activities Net Result</b>	-	-	-	-
201					





	A	B	C	D	E
1	 <b>UNIVERSITY OF WYOMING</b> <b>C1040 - Haub School of Environment &amp; Natural Resources Subdivision</b>	<b>UW Operating Budget</b> <b>Board of Trustees</b>			
2					
3					
4		FY2023		FY2024	Variance
5	<b>Summary Level Natural Accounts by Fund Class</b>	<b>Budget Amount</b>	<b>Actuals through March 2023</b>	<b>President's Review Version Budget Amount</b>	<b>President's Review FY23 to FY24 Budgets</b>
6	<b>Total Fund Class</b>				
9	Tuition & Educational Fees Net Summary	(43,404)	36,257	(45,771)	(2,367)
10	Sales of Goods & Services Summary	(15,000)	(50,296)	(34,000)	(19,000)
11	Grants & Contracts Summary	(2,460,934)	(2,335,448)	(1,228,550)	1,232,384
12	Federal Appropriations Summary	-	-	-	-
13	Other Operating Revenue Summary	-	-	-	-
14	Non Operating Revenues Summary	-	-	-	-
15	Appropriations Summary	-	-	-	-
16	Gifts Summary	(2,241,474)	(1,729,713)	(3,300,481)	(1,059,007)
17	Investment Income Summary	-	-	-	-
18	Other Non Operating Revenues Summary	173,824	-	-	(173,824)
19	Provost Strategic Initiatives	28,763	28,763	-	(28,763)
20	Internal Budget Reduction Allocation	-	-	-	-
21	<b>Total Revenue</b>	<b>(4,558,224)</b>	<b>(4,050,437)</b>	<b>(4,608,802)</b>	<b>(50,578)</b>
22					
26	Salary & Wages Summary	3,650,863	3,339,647	3,964,444	313,580
27	Services, Travel, and Supplies	1,785,096	2,236,538	1,503,984	(281,111)
28	Util., Repair & Maint., and Rentals	4,500	4,101	23,044	18,544
29	Int., Claims, Other Exp., Subcontracts, Depr. & Amort.	82,310	621,683	693,731	611,420
30	Cap. Exp., Discont. Op., and Other Non-op. Exp.	25,160	(18,004)	51,192	26,032
31	<b>Total Expenses Before Transfers</b>	<b>5,547,929</b>	<b>6,183,966</b>	<b>6,236,394</b>	<b>688,465</b>
32					
34	Internal Allocations & Sales Summary	73,902	56,208	75,126	1,224
35	Provisions for Replacement & Depreciation Grouping	-	-	-	-
36	Debt Service Grouping	-	-	-	-
37	Transfers To/From Operations Grouping	(100,000)	(47,802)	(100,000)	-
38	<b>Total Funding Transfers</b>	<b>(26,098)</b>	<b>8,406</b>	<b>(24,874)</b>	<b>1,224</b>
39					
40	<b>Total Expenses After Transfers</b>	<b>5,521,831</b>	<b>6,192,372</b>	<b>6,211,520</b>	<b>689,689</b>
41	<b>Total Fund Class Statement of Activities Net Result</b>	<b>963,607</b>	<b>2,141,935</b>	<b>1,602,718</b>	<b>639,111</b>
42					
43	<b>FC105 - Unrestricted Operating</b>				
46	Tuition & Educational Fees Net Summary	(40,000)	(33,407)	(109,271)	(69,271)
47	Sales of Goods & Services Summary	-	1	-	-
48	Grants & Contracts Summary	-	-	-	-
49	Federal Appropriations Summary	-	-	-	-
50	Other Operating Revenue Summary	-	-	-	-
51	Non Operating Revenues Summary	-	-	-	-
52	Appropriations Summary	-	-	-	-
53	Gifts Summary	-	-	-	-
54	Investment Income Summary	-	-	-	-
55	Other Non Operating Revenues Summary	-	-	-	-
56	Provost Strategic Initiatives	28,763	28,763	-	(28,763)
57	Internal Budget Reduction Allocation	-	-	-	-
58	<b>Total Revenue</b>	<b>(11,237)</b>	<b>(4,643)</b>	<b>(109,271)</b>	<b>(98,034)</b>
59					
63	Salary & Wages Summary	1,786,869	1,398,935	1,670,789	(116,080)
64	Services, Travel, and Supplies	72,500	13,240	80,000	7,500
65	Util., Repair & Maint., and Rentals	-	-	-	-
66	Int., Claims, Other Exp., Subcontracts, Depr. & Amort.	15,000	-	15,000	-
67	Cap. Exp., Discont. Op., and Other Non-op. Exp.	-	-	-	-
68	<b>Total Expenses Before Transfers</b>	<b>1,874,369</b>	<b>1,412,175</b>	<b>1,765,789</b>	<b>(108,580)</b>
69					
71	Internal Allocations & Sales Summary	41,640	17,446	33,600	(8,040)
72	Provisions for Replacement & Depreciation Grouping	-	-	-	-
73	Debt Service Grouping	-	-	-	-
74	Transfers To/From Operations Grouping	(100,000)	-	(100,000)	-
75	<b>Total Funding Transfers</b>	<b>(58,360)</b>	<b>17,446</b>	<b>(66,400)</b>	<b>(8,040)</b>
76					
77	<b>Total Expenses After Transfers</b>	<b>1,816,009</b>	<b>1,429,621</b>	<b>1,699,389</b>	<b>(116,620)</b>
78	<b>FC105 - Unrestricted Operating Statement of Activities Net Result</b>	<b>1,804,772</b>	<b>1,424,978</b>	<b>1,590,118</b>	<b>(214,654)</b>
79					


	A	B	C	D	E
1	 <b>UNIVERSITY OF WYOMING</b> <b>C1040 - Haub School of Environment &amp; Natural Resources Subdivision</b>	<b>UW Operating Budget</b> <b>Board of Trustees</b>			
2					
3					
4		FY2023		FY2024	Variance
5	<b>Summary Level Natural Accounts by Fund Class</b>	<b>Budget Amount</b>	<b>Actuals through March 2023</b>	<b>President's Review Version Budget Amount</b>	<b>President's Review FY23 to FY24 Budgets</b>
80	<b>B20 - Designated Operating</b>				
83	Tuition & Educational Fees Net Summary	(260,000)	(60,588)	(267,500)	(7,500)
84	Sales of Goods & Services Summary	(15,000)	(50,297)	(34,000)	(19,000)
85	Grants & Contracts Summary	(15,000)	(15,626)	(35,000)	(20,000)
86	Federal Appropriations Summary	-	-	-	-
87	Other Operating Revenue Summary	-	-	-	-
88	Non Operating Revenues Summary	-	-	-	-
89	Appropriations Summary	-	-	-	-
90	Gifts Summary	-	-	-	-
91	Investment Income Summary	-	-	-	-
92	Other Non Operating Revenues Summary	-	-	-	-
93	Provost Strategic Initiatives	-	-	-	-
94	Internal Budget Reduction Allocation	-	-	-	-
95	<b>Total Revenue</b>	<b>(290,000)</b>	<b>(126,511)</b>	<b>(336,500)</b>	<b>(46,500)</b>
96					
100	Salary & Wages Summary	158,717	110,857	99,850	(58,867)
101	Services, Travel, and Supplies	302,900	88,018	241,250	(61,650)
102	Util., Repair & Maint., and Rentals	-	-	-	-
103	Int., Claims, Other Exp., Subcontracts, Depr. & Amort.	1,900	1,703	6,000	4,100
104	Cap. Exp., Discont. Op., and Other Non-op. Exp.	-	-	-	-
105	<b>Total Expenses Before Transfers</b>	<b>463,517</b>	<b>200,578</b>	<b>347,100</b>	<b>(116,417)</b>
106					
108	Internal Allocations & Sales Summary	5,312	(550)	2,000	(3,312)
109	Provisions for Replacement & Depreciation Grouping	-	-	-	-
110	Debt Service Grouping	-	-	-	-
111	Transfers To/From Operations Grouping	-	(5,167)	-	-
112	<b>Total Funding Transfers</b>	<b>5,312</b>	<b>(5,717)</b>	<b>2,000</b>	<b>(3,312)</b>
113					
114	<b>Total Expenses After Transfers</b>	<b>468,829</b>	<b>194,861</b>	<b>349,100</b>	<b>(119,729)</b>
115	<b>B20 - Designated Operating Statement of Activities Net Result</b>	<b>178,829</b>	<b>68,350</b>	<b>12,600</b>	<b>(166,229)</b>
116					
117	<b>B30 - Restr Expendable Operating</b>				
120	Tuition & Educational Fees Net Summary	183,500	130,251	331,000	147,500
121	Sales of Goods & Services Summary	-	-	-	-
122	Grants & Contracts Summary	-	-	-	-
123	Federal Appropriations Summary	-	-	-	-
124	Other Operating Revenue Summary	-	-	-	-
125	Non Operating Revenues Summary	-	-	-	-
126	Appropriations Summary	-	-	-	-
127	Gifts Summary	(2,241,474)	(1,729,713)	(2,651,765)	(410,291)
128	Investment Income Summary	-	-	-	-
129	Other Non Operating Revenues Summary	-	-	-	-
130	Provost Strategic Initiatives	-	-	-	-
131	Internal Budget Reduction Allocation	-	-	-	-
132	<b>Total Revenue</b>	<b>(2,057,974)</b>	<b>(1,599,461)</b>	<b>(2,320,765)</b>	<b>(262,791)</b>
133					
137	Salary & Wages Summary	1,287,274	866,868	1,545,089	257,815
138	Services, Travel, and Supplies	715,850	921,388	697,700	(18,150)
139	Util., Repair & Maint., and Rentals	4,500	8,036	10,500	6,000
140	Int., Claims, Other Exp., Subcontracts, Depr. & Amort.	23,400	17,515	27,950	4,550
141	Cap. Exp., Discont. Op., and Other Non-op. Exp.	-	-	-	-
142	<b>Total Expenses Before Transfers</b>	<b>2,031,024</b>	<b>1,813,807</b>	<b>2,281,239</b>	<b>250,215</b>
143					
144	<b>Total Funding Transfers</b>				
145	Internal Allocations & Sales Summary	26,950	39,312	39,526	12,576
146	Provisions for Replacement & Depreciation Grouping	-	-	-	-
147	Debt Service Grouping	-	-	-	-
148	Transfers To/From Operations Grouping	-	-	-	-
149	<b>Total Funding Transfers</b>	<b>26,950</b>	<b>39,312</b>	<b>39,526</b>	<b>12,576</b>
150					
151	<b>Total Expenses After Transfers</b>	<b>2,057,974</b>	<b>1,853,119</b>	<b>2,320,765</b>	<b>262,791</b>
152	<b>B30 - Restr Expendable Operating Statement of Activities Net Result</b>	<b>0</b>	<b>253,657</b>	<b>(0)</b>	<b>(0)</b>
153					

	A	B	C	D	E
1	 <b>UNIVERSITY OF WYOMING</b> <b>C1040 - Haub School of Environment &amp; Natural Resources Subdivision</b>	<b>UW Operating Budget</b> <b>Board of Trustees</b>			
2					
3					
4		FY2023		FY2024	Variance
5	<b>Summary Level Natural Accounts by Fund Class</b>	<b>Budget Amount</b>	<b>Actuals through March 2023</b>	<b>President's Review Version Budget Amount</b>	<b>President's Review FY23 to FY24 Budgets</b>
154	<b>B35 - Restr Expendable Non Op</b>				
157	Tuition & Educational Fees Net Summary	-	-	-	-
158	Sales of Goods & Services Summary	-	-	-	-
159	Grants & Contracts Summary	-	-	-	-
160	Federal Appropriations Summary	-	-	-	-
161	Other Operating Revenue Summary	-	-	-	-
162	Non Operating Revenues Summary	-	-	-	-
163	Appropriations Summary	-	-	-	-
164	Gifts Summary	-	-	-	-
165	Investment Income Summary	-	-	-	-
166	Other Non Operating Revenues Summary	-	-	-	-
167	Provost Strategic Initiatives	-	-	-	-
168	Internal Budget Reduction Allocation	-	-	-	-
169	<b>Total Revenue</b>	-	-	-	-
170					
174	Salary & Wages Summary	-	-	-	-
175	Services, Travel, and Supplies	-	-	-	-
176	Util., Repair & Maint., and Rentals	-	-	-	-
177	Int., Claims, Other Exp., Subcontracts, Depr. & Amort.	-	-	-	-
178	Cap. Exp., Discot. Op., and Other Non-op. Exp.	-	-	-	-
179	<b>Total Expenses Before Transfers</b>	-	-	-	-
180					
182	Internal Allocations & Sales Summary	-	-	-	-
183	Provisions for Replacement & Depreciation Grouping	-	-	-	-
184	Debt Service Grouping	-	-	-	-
185	Transfers To/From Operations Grouping	-	-	-	-
186	<b>Total Funding Transfers</b>	-	-	-	-
187					
188	<b>Total Expenses After Transfers</b>	-	-	-	-
189	<b>B35 - Restr Expendable Non Op Statement of Activities Net Result</b>	-	-	-	-
190					
192	<b>B40 - Sponsored Projects Restr</b>				
193	<b>Total Revenue</b>	<b>(2,199,013)</b>	<b>(2,319,822)</b>	<b>(1,842,266)</b>	<b>356,747</b>
194	<b>Total Expenses</b>	<b>1,179,020</b>	<b>2,714,771</b>	<b>1,842,266</b>	<b>663,246</b>
195	<b>B40 - Sponsored Projects Restr Statement of Activities Net Result</b>	<b>(1,019,994)</b>	<b>394,949</b>	<b>0</b>	<b>1,019,994</b>
196					
197	<b>B45 - Govt Funds Non Project</b>				
198	<b>Total Revenue</b>	-	-	-	-
199	<b>Total Expenses</b>	-	-	-	-
200	<b>B45 - Govt Funds Non Project Statement of Activities Net Result</b>	-	-	-	-
201					


	A	B	C	D	E
1	 <b>UNIVERSITY OF WYOMING</b> <b>C1200 - College of Agriculture, Life Sciences &amp; Natural Resources Subdivision</b>	<b>UW Operating Budget</b> <b>Board of Trustees</b>			
2					
3					
4		FY2023		FY2024	Variance
5	<b>Summary Level Natural Accounts by Fund Class</b>	<b>Budget Amount</b>	<b>Actuals through March 2023</b>	<b>President's Review Version Budget Amount</b>	<b>President's Review FY23 to FY24 Budgets</b>
6	<b>Total Fund Class</b>				
9	Tuition & Educational Fees Net Summary	333,059	(52,167)	(64,833)	(397,892)
10	Sales of Goods & Services Summary	(242,000)	(250,370)	(279,288)	(37,288)
11	Grants & Contracts Summary	(21,602,104)	(16,222,149)	(7,939,870)	13,662,234
12	Federal Appropriations Summary	-	-	-	-
13	Other Operating Revenue Summary	(3,139,182)	(2,429,382)	(3,696,243)	(557,061)
14	Non Operating Revenues Summary	-	-	-	-
15	Appropriations Summary	(4,516,000)	(150,000)	(2,260,000)	2,256,000
16	Gifts Summary	(3,651,835)	(1,535,210)	(15,770,447)	(12,118,612)
17	Investment Income Summary	(700,000)	(175,000)	(700,000)	-
18	Other Non Operating Revenues Summary	2,457,369	-	-	(2,457,369)
19	Provost Strategic Initiatives	438,277	438,277	-	(438,277)
20	Internal Budget Reduction Allocation	(76,394)	-	-	76,394
21	<b>Total Revenue</b>	<b>(30,698,809)</b>	<b>(20,376,001)</b>	<b>(30,710,681)</b>	<b>(11,872)</b>
22					
26	Salary & Wages Summary	33,766,409	26,358,643	46,697,470	12,931,061
27	Services, Travel, and Supplies	9,425,204	5,997,428	9,805,117	379,913
28	Util., Repair & Maint., and Rentals	938,946	579,313	1,776,623	837,677
29	Int., Claims, Other Exp., Subcontracts, Depr. & Amort.	897,216	6,022,780	5,121,605	4,224,389
30	Cap. Exp., Discont. Op., and Other Non-op. Exp.	4,198,420	5,132	670,120	(3,528,300)
31	<b>Total Expenses Before Transfers</b>	<b>49,226,195</b>	<b>38,963,296</b>	<b>64,070,934</b>	<b>14,844,739</b>
32					
34	Internal Allocations & Sales Summary	106,900	309,416	(26,883)	(133,783)
35	Provisions for Replacement & Depreciation Grouping	-	-	-	-
36	Debt Service Grouping	-	-	-	-
37	Transfers To/From Operations Grouping	1,286,742	2,207,646	(829,828)	(2,116,570)
38	<b>Total Funding Transfers</b>	<b>1,393,643</b>	<b>2,517,062</b>	<b>(856,711)</b>	<b>(2,250,354)</b>
39					
40	<b>Total Expenses After Transfers</b>	<b>50,619,837</b>	<b>41,480,358</b>	<b>63,214,223</b>	<b>12,594,386</b>
41	<b>Total Fund Class Statement of Activities Net Result</b>	<b>19,921,028</b>	<b>21,104,358</b>	<b>32,503,542</b>	<b>12,582,514</b>
42					
43	<b>FC105 - Unrestricted Operating</b>				
46	Tuition & Educational Fees Net Summary	(417,165)	(146,770)	(461,655)	(44,490)
47	Sales of Goods & Services Summary	-	(780)	-	-
48	Grants & Contracts Summary	-	-	-	-
49	Federal Appropriations Summary	-	-	-	-
50	Other Operating Revenue Summary	(2,295,000)	(1,179,029)	(2,575,443)	(280,443)
51	Non Operating Revenues Summary	-	-	-	-
52	Appropriations Summary	(4,516,000)	(150,000)	(2,260,000)	2,256,000
53	Gifts Summary	-	38	-	-
54	Investment Income Summary	(700,000)	(175,000)	(700,000)	-
55	Other Non Operating Revenues Summary	-	-	-	-
56	Provost Strategic Initiatives	438,277	438,277	-	(438,277)
57	Internal Budget Reduction Allocation	(76,394)	-	-	76,394
58	<b>Total Revenue</b>	<b>(7,566,282)</b>	<b>(1,213,265)</b>	<b>(5,997,098)</b>	<b>1,569,184</b>
59					
63	Salary & Wages Summary	25,774,014	18,026,985	33,550,558	7,776,545
64	Services, Travel, and Supplies	4,163,605	1,519,281	3,261,177	(902,428)
65	Util., Repair & Maint., and Rentals	318,499	250,227	356,875	38,376
66	Int., Claims, Other Exp., Subcontracts, Depr. & Amort.	519,387	568,786	1,144,371	624,984
67	Cap. Exp., Discont. Op., and Other Non-op. Exp.	-	(0)	-	-
68	<b>Total Expenses Before Transfers</b>	<b>30,775,505</b>	<b>20,365,279</b>	<b>38,312,981</b>	<b>7,537,477</b>
69					
71	Internal Allocations & Sales Summary	250,013	372,411	704,595	454,582
72	Provisions for Replacement & Depreciation Grouping	-	-	-	-
73	Debt Service Grouping	-	-	-	-
74	Transfers To/From Operations Grouping	835,000	656,935	(2,058,103)	(2,893,103)
75	<b>Total Funding Transfers</b>	<b>1,085,013</b>	<b>1,029,345</b>	<b>(1,353,508)</b>	<b>(2,438,521)</b>
76					
77	<b>Total Expenses After Transfers</b>	<b>31,860,518</b>	<b>21,394,625</b>	<b>36,959,473</b>	<b>5,098,955</b>
78	<b>FC105 - Unrestricted Operating Statement of Activities Net Result</b>	<b>24,294,236</b>	<b>20,181,360</b>	<b>30,962,375</b>	<b>6,668,139</b>
79					


	A	B	C	D	E
1	 <b>UNIVERSITY OF WYOMING</b>	<b>UW Operating Budget</b>			
2		<b>Board of Trustees</b>			
3		<b>C1200 - College of Agriculture, Life Sciences &amp; Natural Resources Subdivision</b>			
4		<b>FY2023</b>		<b>FY2024</b>	<b>Variance</b>
5	<b>Summary Level Natural Accounts by Fund Class</b>	<b>Budget Amount</b>	<b>Actuals through March 2023</b>	<b>President's Review Version Budget Amount</b>	<b>President's Review FY23 to FY24 Budgets</b>
80	<b>B20 - Designated Operating</b>				
83	Tuition & Educational Fees Net Summary	(280,819)	(307,809)	(342,376)	(61,557)
84	Sales of Goods & Services Summary	(242,000)	(249,590)	(279,288)	(37,288)
85	Grants & Contracts Summary	(264,188)	(266,580)	(567,888)	(303,700)
86	Federal Appropriations Summary	-	-	-	-
87	Other Operating Revenue Summary	(844,182)	(1,250,353)	(1,120,800)	(276,618)
88	Non Operating Revenues Summary	-	-	-	-
89	Appropriations Summary	-	-	-	-
90	Gifts Summary	-	-	-	-
91	Investment Income Summary	-	-	-	-
92	Other Non Operating Revenues Summary	-	-	-	-
93	Provost Strategic Initiatives	-	-	-	-
94	Internal Budget Reduction Allocation	-	-	-	-
95	<b>Total Revenue</b>	<b>(1,631,188)</b>	<b>(2,074,332)</b>	<b>(2,310,352)</b>	<b>(679,164)</b>
96					
100	Salary & Wages Summary	414,788	570,952	912,635	497,847
101	Services, Travel, and Supplies	1,481,095	827,673	1,731,796	250,701
102	Util., Repair & Maint., and Rentals	357,147	138,464	400,407	43,260
103	Int., Claims, Other Exp., Subcontracts, Depr. & Amort.	141,350	96,871	185,152	43,802
104	Cap. Exp., Discont. Op., and Other Non-op. Exp.	105,000	(0)	-	(105,000)
105	<b>Total Expenses Before Transfers</b>	<b>2,499,380</b>	<b>1,633,959</b>	<b>3,229,990</b>	<b>730,610</b>
106					
108	Internal Allocations & Sales Summary	(539,913)	(153,007)	(881,777)	(341,864)
109	Provisions for Replacement & Depreciation Grouping	-	-	-	-
110	Debt Service Grouping	-	-	-	-
111	Transfers To/From Operations Grouping	334,038	300,324	288,339	(45,699)
112	<b>Total Funding Transfers</b>	<b>(205,875)</b>	<b>147,317</b>	<b>(593,438)</b>	<b>(387,563)</b>
113					
114	<b>Total Expenses After Transfers</b>	<b>2,293,505</b>	<b>1,781,276</b>	<b>2,636,553</b>	<b>343,047</b>
115	<b>B20 - Designated Operating Statement of Activities Net Result</b>	<b>662,317</b>	<b>(293,056)</b>	<b>326,201</b>	<b>(336,116)</b>
116					
117	<b>B30 - Restr Expendable Operating</b>				
120	Tuition & Educational Fees Net Summary	762,691	402,413	739,198	(23,493)
121	Sales of Goods & Services Summary	-	-	-	-
122	Grants & Contracts Summary	-	-	-	-
123	Federal Appropriations Summary	-	-	-	-
124	Other Operating Revenue Summary	-	-	-	-
125	Non Operating Revenues Summary	-	-	-	-
126	Appropriations Summary	-	-	-	-
127	Gifts Summary	(3,651,835)	(1,510,128)	(4,815,561)	(1,163,726)
128	Investment Income Summary	-	-	-	-
129	Other Non Operating Revenues Summary	-	-	-	-
130	Provost Strategic Initiatives	-	-	-	-
131	Internal Budget Reduction Allocation	-	-	-	-
132	<b>Total Revenue</b>	<b>(2,889,143)</b>	<b>(1,107,715)</b>	<b>(4,076,363)</b>	<b>(1,187,220)</b>
133					
137	Salary & Wages Summary	759,974	642,355	1,128,122	368,147
138	Services, Travel, and Supplies	1,496,823	409,847	2,299,217	802,394
139	Util., Repair & Maint., and Rentals	45,150	55,634	307,700	262,550
140	Int., Claims, Other Exp., Subcontracts, Depr. & Amort.	72,692	20,299	111,025	38,333
141	Cap. Exp., Discont. Op., and Other Non-op. Exp.	-	-	-	-
142	<b>Total Expenses Before Transfers</b>	<b>2,374,639</b>	<b>1,128,135</b>	<b>3,846,064</b>	<b>1,471,425</b>
143					
144	<b>Total Funding Transfers</b>				
145	Internal Allocations & Sales Summary	396,800	90,012	150,299	(246,501)
146	Provisions for Replacement & Depreciation Grouping	-	-	-	-
147	Debt Service Grouping	-	-	-	-
148	Transfers To/From Operations Grouping	117,704	141,975	80,000	(37,704)
149	<b>Total Funding Transfers</b>	<b>514,504</b>	<b>231,987</b>	<b>230,299</b>	<b>(284,205)</b>
150					
151	<b>Total Expenses After Transfers</b>	<b>2,889,143</b>	<b>1,360,122</b>	<b>4,076,363</b>	<b>1,187,220</b>
152	<b>B30 - Restr Expendable Operating Statement of Activities Net Result</b>	<b>0</b>	<b>252,407</b>	<b>0</b>	<b>(0)</b>
153					


	A	B	C	D	E
1	 <b>UNIVERSITY OF WYOMING</b>	<b>UW Operating Budget</b>			
2		<b>Board of Trustees</b>			
3		<b>C1200 - College of Agriculture, Life Sciences &amp; Natural Resources Subdivision</b>			
4		<b>FY2023</b>	<b>FY2024</b>	<b>Variance</b>	
5	<b>Summary Level Natural Accounts by Fund Class</b>	<b>Budget Amount</b>	<b>Actuals through March 2023</b>	<b>President's Review Version Budget Amount</b>	<b>President's Review FY23 to FY24 Budgets</b>
154	<b>B35 - Restr Expendable Non Op</b>				
157	Tuition & Educational Fees Net Summary	-	-	-	-
158	Sales of Goods & Services Summary	-	-	-	-
159	Grants & Contracts Summary	-	-	-	-
160	Federal Appropriations Summary	-	-	-	-
161	Other Operating Revenue Summary	-	-	-	-
162	Non Operating Revenues Summary	-	-	-	-
163	Appropriations Summary	-	-	-	-
164	Gifts Summary	-	(25,120)	-	-
165	Investment Income Summary	-	-	-	-
166	Other Non Operating Revenues Summary	-	-	-	-
167	Provost Strategic Initiatives	-	-	-	-
168	Internal Budget Reduction Allocation	-	-	-	-
169	<b>Total Revenue</b>	-	(25,120)	-	-
170					
174	Salary & Wages Summary	-	-	-	-
175	Services, Travel, and Supplies	-	-	-	-
176	Util., Repair & Maint., and Rentals	-	-	-	-
177	Int., Claims, Other Exp., Subcontracts, Depr. & Amort.	-	-	-	-
178	Cap. Exp., Discout. Op., and Other Non-op. Exp.	-	-	-	-
179	<b>Total Expenses Before Transfers</b>	-	-	-	-
180					
182	Internal Allocations & Sales Summary	-	-	-	-
183	Provisions for Replacement & Depreciation Grouping	-	-	-	-
184	Debt Service Grouping	-	-	-	-
185	Transfers To/From Operations Grouping	-	-	-	-
186	<b>Total Funding Transfers</b>	-	-	-	-
187					
188	<b>Total Expenses After Transfers</b>	-	-	-	-
189	<b>B35 - Restr Expendable Non Op Statement of Activities Net Result</b>	-	(25,120)	-	-
190					
192	<b>B40 - Sponsored Projects Restr</b>				
193	<b>Total Revenue</b>	(18,612,196)	(15,955,570)	(18,326,868)	285,328
194	<b>Total Expenses</b>	13,576,671	16,944,336	19,541,834	5,965,163
195	<b>B40 - Sponsored Projects Restr Statement of Activities Net Result</b>	(5,035,525)	988,767	1,214,966	6,250,491
196					
197	<b>B45 - Govt Funds Non Project</b>				
198	<b>Total Revenue</b>	-	-	-	-
199	<b>Total Expenses</b>	-	-	-	-
200	<b>B45 - Govt Funds Non Project Statement of Activities Net Result</b>	-	-	-	-
201					


	A	B	C	D	E
1	 <b>UNIVERSITY OF WYOMING</b>	<b>UW Operating Budget</b>			
2		<b>Board of Trustees</b>			
3		<b>C1300 - College of Arts &amp; Sciences Subdivision</b>			
4		<b>FY2023</b>		<b>FY2024</b>	<b>Variance</b>
5	<b>Summary Level Natural Accounts by Fund Class</b>	<b>Budget Amount</b>	<b>Actuals through March 2023</b>	<b>President's Review Version Budget Amount</b>	<b>President's Review FY23 to FY24 Budgets</b>
6	<b>Total Fund Class</b>				
9	Tuition & Educational Fees Net Summary	75,992	(1,771,691)	(1,366,299)	(1,442,291)
10	Sales of Goods & Services Summary	(546,610)	(254,494)	(247,800)	298,810
11	Grants & Contracts Summary	(17,925,244)	(13,482,676)	(1,384,094)	16,541,150
12	Federal Appropriations Summary	-	-	-	-
13	Other Operating Revenue Summary	(121,825)	(92,674)	(76,500)	45,325
14	Non Operating Revenues Summary	-	-	-	-
15	Appropriations Summary	-	-	-	-
16	Gifts Summary	(9,181,595)	(2,275,028)	(4,557,029)	4,624,566
17	Investment Income Summary	-	-	-	-
18	Other Non Operating Revenues Summary	2,780,422	-	-	(2,780,422)
19	Provost Strategic Initiatives	696,125	696,125	-	(696,125)
20	Internal Budget Reduction Allocation	-	-	-	-
21	<b>Total Revenue</b>	<b>(24,222,735)</b>	<b>(17,180,440)</b>	<b>(7,631,722)</b>	<b>16,591,013</b>
22					
26	Salary & Wages Summary	46,626,956	38,358,050	27,577,381	(19,049,575)
27	Services, Travel, and Supplies	9,223,749	4,683,035	4,751,569	(4,472,180)
28	Util., Repair & Maint., and Rentals	500,118	198,476	167,949	(332,169)
29	Int., Claims, Other Exp., Subcontracts, Depr. & Amort.	1,472,270	5,686,515	1,333,433	(138,836)
30	Cap. Exp., Discont. Op., and Other Non-op. Exp.	3,723,866	19,955	124,570	(3,599,296)
31	<b>Total Expenses Before Transfers</b>	<b>61,546,959</b>	<b>48,946,032</b>	<b>33,954,903</b>	<b>(27,592,057)</b>
32					
34	Internal Allocations & Sales Summary	(828,484)	447,252	(733,100)	95,384
35	Provisions for Replacement & Depreciation Grouping	-	-	-	-
36	Debt Service Grouping	-	-	-	-
37	Transfers To/From Operations Grouping	50,905	836,999	(19,466)	(70,371)
38	<b>Total Funding Transfers</b>	<b>(777,579)</b>	<b>1,284,251</b>	<b>(752,566)</b>	<b>25,013</b>
39					
40	<b>Total Expenses After Transfers</b>	<b>60,769,380</b>	<b>50,230,283</b>	<b>33,202,337</b>	<b>(27,567,044)</b>
41	<b>Total Fund Class Statement of Activities Net Result</b>	<b>36,546,646</b>	<b>33,049,843</b>	<b>25,570,615</b>	<b>(10,976,031)</b>
42					
43	<b>FC105 - Unrestricted Operating</b>				
46	Tuition & Educational Fees Net Summary	(1,661,698)	(875,087)	(1,969,225)	(307,527)
47	Sales of Goods & Services Summary	-	(532)	-	-
48	Grants & Contracts Summary	-	-	-	-
49	Federal Appropriations Summary	-	-	-	-
50	Other Operating Revenue Summary	-	(2,490)	-	-
51	Non Operating Revenues Summary	-	-	-	-
52	Appropriations Summary	-	-	-	-
53	Gifts Summary	-	-	-	-
54	Investment Income Summary	-	-	-	-
55	Other Non Operating Revenues Summary	-	-	-	-
56	Provost Strategic Initiatives	696,125	696,125	-	(696,125)
57	Internal Budget Reduction Allocation	-	-	-	-
58	<b>Total Revenue</b>	<b>(965,573)</b>	<b>(181,984)</b>	<b>(1,969,225)</b>	<b>(1,003,652)</b>
59					
63	Salary & Wages Summary	40,609,796	31,073,176	25,828,053	(14,781,743)
64	Services, Travel, and Supplies	1,438,436	731,958	1,233,561	(204,875)
65	Util., Repair & Maint., and Rentals	37,270	13,766	72,723	35,453
66	Int., Claims, Other Exp., Subcontracts, Depr. & Amort.	190,436	87,336	167,331	(23,105)
67	Cap. Exp., Discont. Op., and Other Non-op. Exp.	-	1,979	-	-
68	<b>Total Expenses Before Transfers</b>	<b>42,275,938</b>	<b>31,908,214</b>	<b>27,301,668</b>	<b>(14,974,270)</b>
69					
71	Internal Allocations & Sales Summary	(1,241,991)	372,714	(778,698)	463,293
72	Provisions for Replacement & Depreciation Grouping	-	-	-	-
73	Debt Service Grouping	-	-	-	-
74	Transfers To/From Operations Grouping	(160,295)	-	(19,466)	140,829
75	<b>Total Funding Transfers</b>	<b>(1,402,286)</b>	<b>372,714</b>	<b>(798,164)</b>	<b>604,122</b>
76					
77	<b>Total Expenses After Transfers</b>	<b>40,873,652</b>	<b>32,280,928</b>	<b>26,503,504</b>	<b>(14,370,148)</b>
78	<b>FC105 - Unrestricted Operating Statement of Activities Net Result</b>	<b>39,908,079</b>	<b>32,098,944</b>	<b>24,534,279</b>	<b>(15,373,800)</b>
79					





	A	B	C	D	E
1	 <b>UNIVERSITY OF WYOMING</b>	<b>UW Operating Budget</b>			
2		<b>Board of Trustees</b>			
3		<b>C1300 - College of Arts &amp; Sciences Subdivision</b>			
4		<b>FY2023</b>		<b>FY2024</b>	<b>Variance</b>
5	<b>Summary Level Natural Accounts by Fund Class</b>	<b>Budget Amount</b>	<b>Actuals through March 2023</b>	<b>President's Review Version Budget Amount</b>	<b>President's Review FY23 to FY24 Budgets</b>
80	<b>B20 - Designated Operating</b>				
83	Tuition & Educational Fees Net Summary	(1,438,059)	(1,243,707)	(373,843)	1,064,216
84	Sales of Goods & Services Summary	(546,610)	(253,963)	(247,800)	298,810
85	Grants & Contracts Summary	(261,430)	(278,882)	(108,911)	152,519
86	Federal Appropriations Summary	-	-	-	-
87	Other Operating Revenue Summary	(121,825)	(90,184)	(76,500)	45,325
88	Non Operating Revenues Summary	-	-	-	-
89	Appropriations Summary	-	-	-	-
90	Gifts Summary	-	-	-	-
91	Investment Income Summary	-	-	-	-
92	Other Non Operating Revenues Summary	-	-	-	-
93	Provost Strategic Initiatives	-	-	-	-
94	Internal Budget Reduction Allocation	-	-	-	-
95	<b>Total Revenue</b>	<b>(2,367,924)</b>	<b>(1,866,736)</b>	<b>(807,054)</b>	<b>1,560,870</b>
96					
100	Salary & Wages Summary	773,673	587,057	419,639	(354,034)
101	Services, Travel, and Supplies	2,080,089	611,676	1,320,501	(759,588)
102	Util., Repair & Maint., and Rentals	596,490	45,377	4,755	(591,735)
103	Int., Claims, Other Exp., Subcontracts, Depr. & Amort.	282,149	50,138	92,514	(189,635)
104	Cap. Exp., Discont. Op., and Other Non-op. Exp.	-	-	-	-
105	<b>Total Expenses Before Transfers</b>	<b>3,732,402</b>	<b>1,294,248</b>	<b>1,837,409</b>	<b>(1,894,993)</b>
106					
108	Internal Allocations & Sales Summary	307,007	(70,339)	5,981	(301,026)
109	Provisions for Replacement & Depreciation Grouping	-	-	-	-
110	Debt Service Grouping	-	-	-	-
111	Transfers To/From Operations Grouping	11,200	159,864	-	(11,200)
112	<b>Total Funding Transfers</b>	<b>318,207</b>	<b>89,525</b>	<b>5,981</b>	<b>(312,226)</b>
113					
114	<b>Total Expenses After Transfers</b>	<b>4,050,609</b>	<b>1,383,773</b>	<b>1,843,390</b>	<b>(2,207,219)</b>
115	<b>B20 - Designated Operating Statement of Activities Net Result</b>	<b>1,682,685</b>	<b>(482,963)</b>	<b>1,036,336</b>	<b>(646,349)</b>
116					
117	<b>B30 - Restr Expendable Operating</b>				
120	Tuition & Educational Fees Net Summary	2,563,176	347,103	976,769	(1,586,407)
121	Sales of Goods & Services Summary	-	-	-	-
122	Grants & Contracts Summary	-	-	-	-
123	Federal Appropriations Summary	-	-	-	-
124	Other Operating Revenue Summary	-	-	-	-
125	Non Operating Revenues Summary	-	-	-	-
126	Appropriations Summary	-	-	-	-
127	Gifts Summary	(9,181,595)	(2,275,028)	(3,800,956)	5,380,638
128	Investment Income Summary	-	-	-	-
129	Other Non Operating Revenues Summary	-	-	-	-
130	Provost Strategic Initiatives	-	-	-	-
131	Internal Budget Reduction Allocation	-	-	-	-
132	<b>Total Revenue</b>	<b>(6,618,419)</b>	<b>(1,927,926)</b>	<b>(2,824,187)</b>	<b>3,794,232</b>
133					
137	Salary & Wages Summary	2,316,538	1,125,853	573,616	(1,742,922)
138	Services, Travel, and Supplies	3,166,964	819,232	1,784,277	(1,382,687)
139	Util., Repair & Maint., and Rentals	184,124	98,236	111,424	(72,700)
140	Int., Claims, Other Exp., Subcontracts, Depr. & Amort.	644,293	126,593	315,253	(329,040)
141	Cap. Exp., Discont. Op., and Other Non-op. Exp.	-	12,680	-	-
142	<b>Total Expenses Before Transfers</b>	<b>6,311,919</b>	<b>2,182,594</b>	<b>2,784,570</b>	<b>(3,527,349)</b>
143					
144	<b>Total Funding Transfers</b>				
145	Internal Allocations & Sales Summary	106,500	144,837	39,617	(66,883)
146	Provisions for Replacement & Depreciation Grouping	-	-	-	-
147	Debt Service Grouping	-	-	-	-
148	Transfers To/From Operations Grouping	200,000	44,650	-	(200,000)
149	<b>Total Funding Transfers</b>	<b>306,500</b>	<b>189,488</b>	<b>39,617</b>	<b>(266,883)</b>
150					
151	<b>Total Expenses After Transfers</b>	<b>6,618,419</b>	<b>2,372,081</b>	<b>2,824,187</b>	<b>(3,794,232)</b>
152	<b>B30 - Restr Expendable Operating Statement of Activities Net Result</b>	<b>0</b>	<b>444,155</b>	<b>(0)</b>	<b>(0)</b>
153					


	A	B	C	D	E
1	 UNIVERSITY OF WYOMING	<b>UW Operating Budget</b> <b>Board of Trustees</b>			
2		<b>C1300 - College of Arts &amp; Sciences Subdivision</b>			
3					
4		FY2023		FY2024	Variance
5	<b>Summary Level Natural Accounts by Fund Class</b>	<b>Budget Amount</b>	<b>Actuals through March 2023</b>	<b>President's Review Version Budget Amount</b>	<b>President's Review FY23 to FY24 Budgets</b>
154	<b>B35 - Restr Expendable Non Op</b>				
157	Tuition & Educational Fees Net Summary	-	-	-	-
158	Sales of Goods & Services Summary	-	-	-	-
159	Grants & Contracts Summary	-	-	-	-
160	Federal Appropriations Summary	-	-	-	-
161	Other Operating Revenue Summary	-	-	-	-
162	Non Operating Revenues Summary	-	-	-	-
163	Appropriations Summary	-	-	-	-
164	Gifts Summary	-	-	-	-
165	Investment Income Summary	-	-	-	-
166	Other Non Operating Revenues Summary	-	-	-	-
167	Provost Strategic Initiatives	-	-	-	-
168	Internal Budget Reduction Allocation	-	-	-	-
169	<b>Total Revenue</b>	-	-	-	-
170					
174	Salary & Wages Summary	-	-	-	-
175	Services, Travel, and Supplies	-	-	-	-
176	Util., Repair & Maint., and Rentals	-	-	-	-
177	Int., Claims, Other Exp., Subcontracts, Depr. & Amort.	-	-	-	-
178	Cap. Exp., Discot. Op., and Other Non-op. Exp.	-	-	-	-
179	<b>Total Expenses Before Transfers</b>	-	-	-	-
180					
182	Internal Allocations & Sales Summary	-	-	-	-
183	Provisions for Replacement & Depreciation Grouping	-	-	-	-
184	Debt Service Grouping	-	-	-	-
185	Transfers To/From Operations Grouping	-	-	-	-
186	<b>Total Funding Transfers</b>	-	-	-	-
187					
188	<b>Total Expenses After Transfers</b>	-	-	-	-
189	<b>B35 - Restr Expendable Non Op Statement of Activities Net Result</b>	-	-	-	-
190					
192	<b>B40 - Sponsored Projects Restr</b>				
193	<b>Total Revenue</b>	(14,270,819)	(13,203,794)	(2,031,256)	12,239,563
194	<b>Total Expenses</b>	9,226,701	14,193,500	2,031,256	(7,195,445)
195	<b>B40 - Sponsored Projects Restr Statement of Activities Net Result</b>	(5,044,118)	989,706	0	5,044,118
196					
197	<b>B45 - Govt Funds Non Project</b>				
198	<b>Total Revenue</b>	-	-	-	-
199	<b>Total Expenses</b>	-	-	-	-
200	<b>B45 - Govt Funds Non Project Statement of Activities Net Result</b>	-	-	-	-
201					

	A	B	C	D	E
1	 UNIVERSITY OF WYOMING	<b>UW Operating Budget</b> <b>Board of Trustees</b>			
2		<b>C1400 - College of Business Subdivision</b>			
3					
4		FY2023		FY2024	Variance
5	<b>Summary Level Natural Accounts by Fund Class</b>	<b>Budget Amount</b>	<b>Actuals through March 2023</b>	<b>President's Review Version Budget Amount</b>	<b>President's Review FY23 to FY24 Budgets</b>
6	<b>Total Fund Class</b>				
9	Tuition & Educational Fees Net Summary	(2,509,677)	(2,861,054)	(3,429,990)	(920,313)
10	Sales of Goods & Services Summary	-	(17,800)	-	-
11	Grants & Contracts Summary	(521,823)	(470,999)	(275,319)	246,504
12	Federal Appropriations Summary	-	-	-	-
13	Other Operating Revenue Summary	-	-	-	-
14	Non Operating Revenues Summary	-	-	-	-
15	Appropriations Summary	-	-	-	-
16	Gifts Summary	(4,360,305)	(1,942,220)	(2,880,189)	1,480,116
17	Investment Income Summary	-	-	-	-
18	Other Non Operating Revenues Summary	57,064	-	-	(57,064)
19	Provost Strategic Initiatives	204,969	204,969	-	(204,969)
20	Internal Budget Reduction Allocation	-	-	-	-
21	<b>Total Revenue</b>	<b>(7,129,772)</b>	<b>(5,087,104)</b>	<b>(6,585,499)</b>	<b>544,273</b>
22					
26	Salary & Wages Summary	14,446,071	11,448,614	15,046,194	600,124
27	Services, Travel, and Supplies	3,547,981	1,500,651	2,480,140	(1,067,841)
28	Util., Repair & Maint., and Rentals	17,500	1,258	25,940	8,440
29	Int., Claims, Other Exp., Subcontracts, Depr. & Amort.	378,850	463,030	333,990	(44,860)
30	Cap. Exp., Discont. Op., and Other Non-op. Exp.	328,038	(100)	87,306	(240,733)
31	<b>Total Expenses Before Transfers</b>	<b>18,718,440</b>	<b>13,413,452</b>	<b>17,973,570</b>	<b>(744,870)</b>
32					
34	Internal Allocations & Sales Summary	158,377	130,248	96,489	(61,888)
35	Provisions for Replacement & Depreciation Grouping	-	-	-	-
36	Debt Service Grouping	-	-	-	-
37	Transfers To/From Operations Grouping	(447,132)	7,887	(432,382)	14,750
38	<b>Total Funding Transfers</b>	<b>(288,755)</b>	<b>138,135</b>	<b>(335,893)</b>	<b>(47,138)</b>
39					
40	<b>Total Expenses After Transfers</b>	<b>18,429,685</b>	<b>13,551,586</b>	<b>17,637,677</b>	<b>(792,008)</b>
41	<b>Total Fund Class Statement of Activities Net Result</b>	<b>11,299,913</b>	<b>8,464,483</b>	<b>11,052,179</b>	<b>(247,735)</b>
42					
43	<b>FC105 - Unrestricted Operating</b>				
46	Tuition & Educational Fees Net Summary	(2,172,708)	(2,360,715)	(2,710,078)	(537,370)
47	Sales of Goods & Services Summary	-	(7,450)	-	-
48	Grants & Contracts Summary	-	-	-	-
49	Federal Appropriations Summary	-	-	-	-
50	Other Operating Revenue Summary	-	-	-	-
51	Non Operating Revenues Summary	-	-	-	-
52	Appropriations Summary	-	-	-	-
53	Gifts Summary	-	-	-	-
54	Investment Income Summary	-	-	-	-
55	Other Non Operating Revenues Summary	-	-	-	-
56	Provost Strategic Initiatives	204,969	204,969	-	(204,969)
57	Internal Budget Reduction Allocation	-	-	-	-
58	<b>Total Revenue</b>	<b>(1,967,739)</b>	<b>(2,163,196)</b>	<b>(2,710,078)</b>	<b>(742,339)</b>
59					
63	Salary & Wages Summary	12,202,295	9,464,120	12,717,671	515,376
64	Services, Travel, and Supplies	920,488	861,994	921,488	1,000
65	Util., Repair & Maint., and Rentals	10,000	540	21,000	11,000
66	Int., Claims, Other Exp., Subcontracts, Depr. & Amort.	81,500	62,536	87,500	6,000
67	Cap. Exp., Discont. Op., and Other Non-op. Exp.	-	-	-	-
68	<b>Total Expenses Before Transfers</b>	<b>13,214,283</b>	<b>10,389,191</b>	<b>13,747,659</b>	<b>533,376</b>
69					
71	Internal Allocations & Sales Summary	124,377	112,817	96,489	(27,888)
72	Provisions for Replacement & Depreciation Grouping	-	-	-	-
73	Debt Service Grouping	-	-	-	-
74	Transfers To/From Operations Grouping	(432,382)	1,500	(432,382)	-
75	<b>Total Funding Transfers</b>	<b>(308,005)</b>	<b>114,317</b>	<b>(335,893)</b>	<b>(27,888)</b>
76					
77	<b>Total Expenses After Transfers</b>	<b>12,906,278</b>	<b>10,503,508</b>	<b>13,411,766</b>	<b>505,488</b>
78	<b>FC105 - Unrestricted Operating Statement of Activities Net Result</b>	<b>10,938,539</b>	<b>8,340,312</b>	<b>10,701,688</b>	<b>(236,851)</b>
79					


	A	B	C	D	E
1	 <b>UNIVERSITY OF WYOMING</b>	<b>UW Operating Budget</b>			
2		<b>Board of Trustees</b>			
3		<b>C1400 - College of Business Subdivision</b>			
4		<b>FY2023</b>		<b>FY2024</b>	<b>Variance</b>
5	<b>Summary Level Natural Accounts by Fund Class</b>	<b>Budget Amount</b>	<b>Actuals through March 2023</b>	<b>President's Review Version Budget Amount</b>	<b>President's Review FY23 to FY24 Budgets</b>
80	<b>B20 - Designated Operating</b>				
83	Tuition & Educational Fees Net Summary	(514,571)	(640,256)	(774,600)	(260,029)
84	Sales of Goods & Services Summary	-	(10,350)	-	-
85	Grants & Contracts Summary	(45,000)	(8,511)	-	45,000
86	Federal Appropriations Summary	-	-	-	-
87	Other Operating Revenue Summary	-	-	-	-
88	Non Operating Revenues Summary	-	-	-	-
89	Appropriations Summary	-	-	-	-
90	Gifts Summary	-	-	-	-
91	Investment Income Summary	-	-	-	-
92	Other Non Operating Revenues Summary	-	-	-	-
93	Provost Strategic Initiatives	-	-	-	-
94	Internal Budget Reduction Allocation	-	-	-	-
95	<b>Total Revenue</b>	<b>(559,571)</b>	<b>(659,116)</b>	<b>(774,600)</b>	<b>(215,029)</b>
96					
100	Salary & Wages Summary	926,808	374,707	891,390	(35,417)
101	Services, Travel, and Supplies	45,000	3,323	233,700	188,700
102	Util., Repair & Maint., and Rentals	-	-	-	-
103	Int., Claims, Other Exp., Subcontracts, Depr. & Amort.	-	-	-	-
104	Cap. Exp., Discont. Op., and Other Non-op. Exp.	-	(100)	-	-
105	<b>Total Expenses Before Transfers</b>	<b>971,808</b>	<b>377,930</b>	<b>1,125,090</b>	<b>153,283</b>
106					
108	Internal Allocations & Sales Summary	-	1,487	-	-
109	Provisions for Replacement & Depreciation Grouping	-	-	-	-
110	Debt Service Grouping	-	-	-	-
111	Transfers To/From Operations Grouping	(14,750)	-	-	14,750
112	<b>Total Funding Transfers</b>	<b>(14,750)</b>	<b>1,487</b>	<b>-</b>	<b>14,750</b>
113					
114	<b>Total Expenses After Transfers</b>	<b>957,058</b>	<b>379,417</b>	<b>1,125,090</b>	<b>168,033</b>
115	<b>B20 - Designated Operating Statement of Activities Net Result</b>	<b>397,487</b>	<b>(279,700)</b>	<b>350,490</b>	<b>(46,996)</b>
116					
117	<b>B30 - Restr Expendable Operating</b>				
120	Tuition & Educational Fees Net Summary	170,240	139,917	54,688	(115,552)
121	Sales of Goods & Services Summary	-	-	-	-
122	Grants & Contracts Summary	-	-	-	-
123	Federal Appropriations Summary	-	-	-	-
124	Other Operating Revenue Summary	-	-	-	-
125	Non Operating Revenues Summary	-	-	-	-
126	Appropriations Summary	-	-	-	-
127	Gifts Summary	(4,360,305)	(1,942,220)	(2,880,189)	1,480,116
128	Investment Income Summary	-	-	-	-
129	Other Non Operating Revenues Summary	-	-	-	-
130	Provost Strategic Initiatives	-	-	-	-
131	Internal Budget Reduction Allocation	-	-	-	-
132	<b>Total Revenue</b>	<b>(4,190,065)</b>	<b>(1,802,303)</b>	<b>(2,825,501)</b>	<b>1,364,564</b>
133					
137	Salary & Wages Summary	1,316,967	1,429,917	1,437,132	120,165
138	Services, Travel, and Supplies	2,583,398	566,116	1,303,729	(1,279,669)
139	Util., Repair & Maint., and Rentals	7,500	717	-	(7,500)
140	Int., Claims, Other Exp., Subcontracts, Depr. & Amort.	248,200	61,220	84,640	(163,560)
141	Cap. Exp., Discont. Op., and Other Non-op. Exp.	-	-	-	-
142	<b>Total Expenses Before Transfers</b>	<b>4,156,065</b>	<b>2,057,970</b>	<b>2,825,501</b>	<b>(1,330,564)</b>
143					
144	<b>Total Funding Transfers</b>				
145	Internal Allocations & Sales Summary	34,000	15,944	-	(34,000)
146	Provisions for Replacement & Depreciation Grouping	-	-	-	-
147	Debt Service Grouping	-	-	-	-
148	Transfers To/From Operations Grouping	-	6,387	-	-
149	<b>Total Funding Transfers</b>	<b>34,000</b>	<b>22,330</b>	<b>-</b>	<b>(34,000)</b>
150					
151	<b>Total Expenses After Transfers</b>	<b>4,190,065</b>	<b>2,080,300</b>	<b>2,825,501</b>	<b>(1,364,564)</b>
152	<b>B30 - Restr Expendable Operating Statement of Activities Net Result</b>	<b>0</b>	<b>277,998</b>	<b>(0)</b>	<b>(0)</b>
153					


	A	B	C	D	E
1	 <b>UNIVERSITY OF WYOMING</b>	<b>UW Operating Budget</b>			
2		<b>Board of Trustees</b>			
3		<b>C1400 - College of Business Subdivision</b>			
4		<b>FY2023</b>		<b>FY2024</b>	<b>Variance</b>
5	<b>Summary Level Natural Accounts by Fund Class</b>	<b>Budget Amount</b>	<b>Actuals through March 2023</b>	<b>President's Review Version Budget Amount</b>	<b>President's Review FY23 to FY24 Budgets</b>
154	<b>B35 - Restr Expendable Non Op</b>				
157	Tuition & Educational Fees Net Summary	-	-	-	-
158	Sales of Goods & Services Summary	-	-	-	-
159	Grants & Contracts Summary	-	-	-	-
160	Federal Appropriations Summary	-	-	-	-
161	Other Operating Revenue Summary	-	-	-	-
162	Non Operating Revenues Summary	-	-	-	-
163	Appropriations Summary	-	-	-	-
164	Gifts Summary	-	-	-	-
165	Investment Income Summary	-	-	-	-
166	Other Non Operating Revenues Summary	-	-	-	-
167	Provost Strategic Initiatives	-	-	-	-
168	Internal Budget Reduction Allocation	-	-	-	-
169	<b>Total Revenue</b>	-	-	-	-
170					
174	Salary & Wages Summary	-	-	-	-
175	Services, Travel, and Supplies	-	-	-	-
176	Util., Repair & Maint., and Rentals	-	-	-	-
177	Int., Claims, Other Exp., Subcontracts, Depr. & Amort.	-	-	-	-
178	Cap. Exp., Discot. Op., and Other Non-op. Exp.	-	-	-	-
179	<b>Total Expenses Before Transfers</b>	-	-	-	-
180					
182	Internal Allocations & Sales Summary	-	-	-	-
183	Provisions for Replacement & Depreciation Grouping	-	-	-	-
184	Debt Service Grouping	-	-	-	-
185	Transfers To/From Operations Grouping	-	-	-	-
186	<b>Total Funding Transfers</b>	-	-	-	-
187					
188	<b>Total Expenses After Transfers</b>	-	-	-	-
189	<b>B35 - Restr Expendable Non Op Statement of Activities Net Result</b>	-	-	-	-
190					
192	<b>B40 - Sponsored Projects Restr</b>				
193	<b>Total Revenue</b>	<b>(412,396)</b>	<b>(462,489)</b>	<b>(275,319)</b>	<b>137,077</b>
194	<b>Total Expenses</b>	<b>376,283</b>	<b>588,361</b>	<b>275,319</b>	<b>(100,964)</b>
195	<b>B40 - Sponsored Projects Restr Statement of Activities Net Result</b>	<b>(36,113)</b>	<b>125,872</b>	-	<b>36,113</b>
196					
197	<b>B45 - Govt Funds Non Project</b>				
198	<b>Total Revenue</b>	-	-	-	-
199	<b>Total Expenses</b>	-	-	-	-
200	<b>B45 - Govt Funds Non Project Statement of Activities Net Result</b>	-	-	-	-
201					


	A	B	C	D	E
1	 <b>UNIVERSITY OF WYOMING</b>	<b>UW Operating Budget</b>			
2		<b>Board of Trustees</b>			
3		<b>C1500 - College of Education Subdivision</b>			
4		<b>FY2023</b>		<b>FY2024</b>	<b>Variance</b>
5	<b>Summary Level Natural Accounts by Fund Class</b>	<b>Budget Amount</b>	<b>Actuals through March 2023</b>	<b>President's Review Version Budget Amount</b>	<b>President's Review FY23 to FY24 Budgets</b>
6	<b>Total Fund Class</b>				
9	Tuition & Educational Fees Net Summary	(1,204,901)	(1,255,008)	(2,076,654)	(871,753)
10	Sales of Goods & Services Summary	(7,100)	(4,434)	(3,355)	3,745
11	Grants & Contracts Summary	(1,765,443)	(1,315,735)	(1,007,900)	757,543
12	Federal Appropriations Summary	-	-	-	-
13	Other Operating Revenue Summary	(98,500)	(125,764)	(37,038)	61,462
14	Non Operating Revenues Summary	-	-	-	-
15	Appropriations Summary	-	-	-	-
16	Gifts Summary	(1,259,448)	(981,449)	(1,014,726)	244,722
17	Investment Income Summary	-	-	-	-
18	Other Non Operating Revenues Summary	(576,061)	(633,836)	(888,162)	(312,101)
19	Provost Strategic Initiatives	137,425	137,425	-	(137,425)
20	Internal Budget Reduction Allocation	-	-	-	-
21	<b>Total Revenue</b>	<b>(4,774,028)</b>	<b>(4,178,802)</b>	<b>(5,027,835)</b>	<b>(253,807)</b>
22					
26	Salary & Wages Summary	9,547,918	7,069,789	9,438,582	(109,336)
27	Services, Travel, and Supplies	1,998,771	1,312,390	2,411,430	412,659
28	Util., Repair & Maint., and Rentals	71,065	770	75,571	4,505
29	Int., Claims, Other Exp., Subcontracts, Depr. & Amort.	371,929	567,539	477,015	105,086
30	Cap. Exp., Discont. Op., and Other Non-op. Exp.	285,028	400	54,723	(230,305)
31	<b>Total Expenses Before Transfers</b>	<b>12,274,711</b>	<b>8,950,888</b>	<b>12,457,320</b>	<b>182,609</b>
32					
34	Internal Allocations & Sales Summary	111,040	185,442	158,455	47,415
35	Provisions for Replacement & Depreciation Grouping	-	-	-	-
36	Debt Service Grouping	-	-	-	-
37	Transfers To/From Operations Grouping	-	30,051	38,000	38,000
38	<b>Total Funding Transfers</b>	<b>111,040</b>	<b>215,493</b>	<b>196,455</b>	<b>85,415</b>
39					
40	<b>Total Expenses After Transfers</b>	<b>12,385,751</b>	<b>9,166,381</b>	<b>12,653,775</b>	<b>268,024</b>
41	<b>Total Fund Class Statement of Activities Net Result</b>	<b>7,611,723</b>	<b>4,987,579</b>	<b>7,625,940</b>	<b>14,217</b>
42					
43	<b>FC105 - Unrestricted Operating</b>				
46	Tuition & Educational Fees Net Summary	(1,644,772)	(1,252,350)	(1,930,041)	(285,269)
47	Sales of Goods & Services Summary	(600)	(519)	(500)	100
48	Grants & Contracts Summary	-	-	-	-
49	Federal Appropriations Summary	-	-	-	-
50	Other Operating Revenue Summary	(5,500)	-	-	5,500
51	Non Operating Revenues Summary	-	-	-	-
52	Appropriations Summary	-	-	-	-
53	Gifts Summary	-	-	-	-
54	Investment Income Summary	-	-	-	-
55	Other Non Operating Revenues Summary	(852,534)	(633,836)	(888,162)	(35,628)
56	Provost Strategic Initiatives	137,425	137,425	-	(137,425)
57	Internal Budget Reduction Allocation	-	-	-	-
58	<b>Total Revenue</b>	<b>(2,365,981)</b>	<b>(1,749,279)</b>	<b>(2,818,703)</b>	<b>(452,722)</b>
59					
63	Salary & Wages Summary	8,842,964	6,381,602	8,900,805	57,841
64	Services, Travel, and Supplies	688,990	266,292	687,347	(1,643)
65	Util., Repair & Maint., and Rentals	72,674	620	72,355	(319)
66	Int., Claims, Other Exp., Subcontracts, Depr. & Amort.	152,866	57,132	231,741	78,875
67	Cap. Exp., Discont. Op., and Other Non-op. Exp.	-	-	-	-
68	<b>Total Expenses Before Transfers</b>	<b>9,757,494</b>	<b>6,705,646</b>	<b>9,892,248</b>	<b>134,754</b>
69					
71	Internal Allocations & Sales Summary	77,754	160,167	125,738	47,984
72	Provisions for Replacement & Depreciation Grouping	-	-	-	-
73	Debt Service Grouping	-	-	-	-
74	Transfers To/From Operations Grouping	-	30,051	38,000	38,000
75	<b>Total Funding Transfers</b>	<b>77,754</b>	<b>190,218</b>	<b>163,738</b>	<b>85,984</b>
76					
77	<b>Total Expenses After Transfers</b>	<b>9,835,248</b>	<b>6,895,864</b>	<b>10,055,986</b>	<b>220,738</b>
78	<b>FC105 - Unrestricted Operating Statement of Activities Net Result</b>	<b>7,469,267</b>	<b>5,146,584</b>	<b>7,237,283</b>	<b>(231,984)</b>
79					


	A	B	C	D	E
1	 UNIVERSITY OF WYOMING	<b>UW Operating Budget</b> <b>Board of Trustees</b>			
2		<b>C1500 - College of Education Subdivision</b>			
3					
4		FY2023		FY2024	Variance
5	<b>Summary Level Natural Accounts by Fund Class</b>	<b>Budget Amount</b>	<b>Actuals through March 2023</b>	<b>President's Review Version Budget Amount</b>	<b>President's Review FY23 to FY24 Budgets</b>
80	<b>B20 - Designated Operating</b>				
83	Tuition & Educational Fees Net Summary	(215,192)	(272,365)	(282,852)	(67,660)
84	Sales of Goods & Services Summary	(6,500)	(3,915)	(2,855)	3,645
85	Grants & Contracts Summary	-	(18,522)	-	-
86	Federal Appropriations Summary	-	-	-	-
87	Other Operating Revenue Summary	(93,000)	(125,764)	(37,038)	55,962
88	Non Operating Revenues Summary	-	-	-	-
89	Appropriations Summary	-	-	-	-
90	Gifts Summary	-	-	-	-
91	Investment Income Summary	-	-	-	-
92	Other Non Operating Revenues Summary	-	-	-	-
93	Provost Strategic Initiatives	-	-	-	-
94	Internal Budget Reduction Allocation	-	-	-	-
95	<b>Total Revenue</b>	<b>(314,692)</b>	<b>(420,567)</b>	<b>(322,745)</b>	<b>(8,053)</b>
96					
100	Salary & Wages Summary	330,808	228,287	242,354	(88,454)
101	Services, Travel, and Supplies	316,537	258,798	441,404	124,867
102	Util., Repair & Maint., and Rentals	500	75	2,500	2,000
103	Int., Claims, Other Exp., Subcontracts, Depr. & Amort.	10,340	14,490	13,643	3,303
104	Cap. Exp., Discont. Op., and Other Non-op. Exp.	-	400	-	-
105	<b>Total Expenses Before Transfers</b>	<b>658,185</b>	<b>502,050</b>	<b>699,902</b>	<b>41,717</b>
106					
108	Internal Allocations & Sales Summary	21,150	5,011	11,500	(9,650)
109	Provisions for Replacement & Depreciation Grouping	-	-	-	-
110	Debt Service Grouping	-	-	-	-
111	Transfers To/From Operations Grouping	-	-	-	-
112	<b>Total Funding Transfers</b>	<b>21,150</b>	<b>5,011</b>	<b>11,500</b>	<b>(9,650)</b>
113					
114	<b>Total Expenses After Transfers</b>	<b>679,335</b>	<b>507,061</b>	<b>711,402</b>	<b>32,067</b>
115	<b>B20 - Designated Operating Statement of Activities Net Result</b>	<b>364,643</b>	<b>86,494</b>	<b>388,657</b>	<b>24,014</b>
116					
117	<b>B30 - Restr Expendable Operating</b>				
120	Tuition & Educational Fees Net Summary	609,747	269,707	136,239	(473,508)
121	Sales of Goods & Services Summary	-	-	-	-
122	Grants & Contracts Summary	-	-	-	-
123	Federal Appropriations Summary	-	-	-	-
124	Other Operating Revenue Summary	-	-	-	-
125	Non Operating Revenues Summary	-	-	-	-
126	Appropriations Summary	-	-	-	-
127	Gifts Summary	(1,259,448)	(981,449)	(958,664)	300,784
128	Investment Income Summary	-	-	-	-
129	Other Non Operating Revenues Summary	-	-	-	-
130	Provost Strategic Initiatives	-	-	-	-
131	Internal Budget Reduction Allocation	-	-	-	-
132	<b>Total Revenue</b>	<b>(649,701)</b>	<b>(711,742)</b>	<b>(822,425)</b>	<b>(172,724)</b>
133					
137	Salary & Wages Summary	280,385	306,669	239,360	(41,025)
138	Services, Travel, and Supplies	333,480	509,043	512,338	178,858
139	Util., Repair & Maint., and Rentals	-	75	716	716
140	Int., Claims, Other Exp., Subcontracts, Depr. & Amort.	23,700	64,109	48,794	25,094
141	Cap. Exp., Discont. Op., and Other Non-op. Exp.	-	-	-	-
142	<b>Total Expenses Before Transfers</b>	<b>637,565</b>	<b>879,896</b>	<b>801,208</b>	<b>163,643</b>
143					
144	<b>Total Funding Transfers</b>				
145	Internal Allocations & Sales Summary	12,136	20,265	21,217	9,081
146	Provisions for Replacement & Depreciation Grouping	-	-	-	-
147	Debt Service Grouping	-	-	-	-
148	Transfers To/From Operations Grouping	-	-	-	-
149	<b>Total Funding Transfers</b>	<b>12,136</b>	<b>20,265</b>	<b>21,217</b>	<b>9,081</b>
150					
151	<b>Total Expenses After Transfers</b>	<b>649,701</b>	<b>900,160</b>	<b>822,425</b>	<b>172,724</b>
152	<b>B30 - Restr Expendable Operating Statement of Activities Net Result</b>	<b>(0)</b>	<b>188,418</b>	<b>(0)</b>	<b>0</b>
153					





	A	B	C	D	E
1	 <b>UNIVERSITY OF WYOMING</b>	<b>UW Operating Budget</b> <b>Board of Trustees</b>			
2		<b>C1500 - College of Education Subdivision</b>			
3					
4		FY2023		FY2024	Variance
5	<b>Summary Level Natural Accounts by Fund Class</b>	<b>Budget Amount</b>	<b>Actuals through March 2023</b>	<b>President's Review Version Budget Amount</b>	<b>President's Review FY23 to FY24 Budgets</b>
154	<b>B35 - Restr Expendable Non Op</b>				
157	Tuition & Educational Fees Net Summary	-	-	-	-
158	Sales of Goods & Services Summary	-	-	-	-
159	Grants & Contracts Summary	-	-	-	-
160	Federal Appropriations Summary	-	-	-	-
161	Other Operating Revenue Summary	-	-	-	-
162	Non Operating Revenues Summary	-	-	-	-
163	Appropriations Summary	-	-	-	-
164	Gifts Summary	-	-	-	-
165	Investment Income Summary	-	-	-	-
166	Other Non Operating Revenues Summary	-	-	-	-
167	Provost Strategic Initiatives	-	-	-	-
168	Internal Budget Reduction Allocation	-	-	-	-
169	<b>Total Revenue</b>	-	-	-	-
170					
174	Salary & Wages Summary	-	-	-	-
175	Services, Travel, and Supplies	-	-	-	-
176	Util., Repair & Maint., and Rentals	-	-	-	-
177	Int., Claims, Other Exp., Subcontracts, Depr. & Amort.	-	-	-	-
178	Cap. Exp., Discot. Op., and Other Non-op. Exp.	-	-	-	-
179	<b>Total Expenses Before Transfers</b>	-	-	-	-
180					
182	Internal Allocations & Sales Summary	-	-	-	-
183	Provisions for Replacement & Depreciation Grouping	-	-	-	-
184	Debt Service Grouping	-	-	-	-
185	Transfers To/From Operations Grouping	-	-	-	-
186	<b>Total Funding Transfers</b>	-	-	-	-
187					
188	<b>Total Expenses After Transfers</b>	-	-	-	-
189	<b>B35 - Restr Expendable Non Op Statement of Activities Net Result</b>	-	-	-	-
190					
192	<b>B40 - Sponsored Projects Restr</b>				
193	<b>Total Revenue</b>	(1,443,655)	(1,297,213)	(1,063,963)	379,692
194	<b>Total Expenses</b>	1,221,467	863,296	1,063,963	(157,505)
195	<b>B40 - Sponsored Projects Restr Statement of Activities Net Result</b>	(222,187)	(433,917)	-	222,187
196					
197	<b>B45 - Govt Funds Non Project</b>				
198	<b>Total Revenue</b>	-	-	-	-
199	<b>Total Expenses</b>	-	-	-	-
200	<b>B45 - Govt Funds Non Project Statement of Activities Net Result</b>	-	-	-	-
201					


	A	B	C	D	E
1	 <b>UNIVERSITY OF WYOMING</b> <b>C1600 - College of Engineering &amp; Physical Sciences</b> <b>Subdivision</b>	<b>UW Operating Budget</b> <b>Board of Trustees</b>			
2					
3					
4		FY2023		FY2024	Variance
5	<b>Summary Level Natural Accounts by Fund Class</b>	<b>Budget Amount</b>	<b>Actuals through March 2023</b>	<b>President's Review Version Budget Amount</b>	<b>President's Review FY23 to FY24 Budgets</b>
6	<b>Total Fund Class</b>				
9	Tuition & Educational Fees Net Summary	(145,112)	(842,262)	(302,205)	(157,093)
10	Sales of Goods & Services Summary	(125,000)	(169,729)	(387,590)	(262,590)
11	Grants & Contracts Summary	(16,061,238)	(9,785,380)	(11,355,963)	4,705,275
12	Federal Appropriations Summary	-	-	-	-
13	Other Operating Revenue Summary	-	(2,351)	(41,400)	(41,400)
14	Non Operating Revenues Summary	-	-	-	-
15	Appropriations Summary	(3,792,352)	(2,844,264)	(9,792,351)	(5,999,999)
16	Gifts Summary	(1,698,318)	(1,171,198)	(8,112,688)	(6,414,370)
17	Investment Income Summary	-	-	-	-
18	Other Non Operating Revenues Summary	2,297,870	-	-	(2,297,870)
19	Provost Strategic Initiatives	225,660	225,660	-	(225,660)
20	Internal Budget Reduction Allocation	-	-	-	-
21	<b>Total Revenue</b>	<b>(19,298,490)</b>	<b>(14,589,524)</b>	<b>(29,992,198)</b>	<b>(10,693,708)</b>
22					
26	Salary & Wages Summary	26,439,220	20,367,500	41,492,505	15,053,285
27	Services, Travel, and Supplies	3,240,765	2,324,358	4,674,590	1,433,824
28	Util., Repair & Maint., and Rentals	(760,088)	208,580	(2,289,059)	(1,528,971)
29	Int., Claims, Other Exp., Subcontracts, Depr. & Amort.	577,365	5,821,070	6,147,344	5,569,979
30	Cap. Exp., Discont. Op., and Other Non-op. Exp.	4,481,933	-	6,135,388	1,653,455
31	<b>Total Expenses Before Transfers</b>	<b>33,979,195</b>	<b>28,721,508</b>	<b>56,160,767</b>	<b>22,181,572</b>
32					
34	Internal Allocations & Sales Summary	3,505	213,457	843,647	840,142
35	Provisions for Replacement & Depreciation Grouping	-	-	-	-
36	Debt Service Grouping	-	-	-	-
37	Transfers To/From Operations Grouping	174,600	567,878	1,454,592	1,279,992
38	<b>Total Funding Transfers</b>	<b>178,105</b>	<b>781,335</b>	<b>2,298,239</b>	<b>2,120,134</b>
39					
40	<b>Total Expenses After Transfers</b>	<b>34,157,300</b>	<b>29,502,844</b>	<b>58,459,007</b>	<b>24,301,706</b>
41	<b>Total Fund Class Statement of Activities Net Result</b>	<b>14,858,811</b>	<b>14,913,319</b>	<b>28,466,809</b>	<b>13,607,998</b>
42					
43	<b>FC105 - Unrestricted Operating</b>				
46	Tuition & Educational Fees Net Summary	(489,272)	(384,813)	(791,652)	(302,380)
47	Sales of Goods & Services Summary	-	(15,445)	-	-
48	Grants & Contracts Summary	-	(53,200)	-	-
49	Federal Appropriations Summary	-	-	-	-
50	Other Operating Revenue Summary	-	(320)	-	-
51	Non Operating Revenues Summary	-	-	-	-
52	Appropriations Summary	-	-	(500,000)	(500,000)
53	Gifts Summary	-	-	-	-
54	Investment Income Summary	-	-	-	-
55	Other Non Operating Revenues Summary	-	-	-	-
56	Provost Strategic Initiatives	225,660	225,660	-	(225,660)
57	Internal Budget Reduction Allocation	-	-	-	-
58	<b>Total Revenue</b>	<b>(263,612)</b>	<b>(228,118)</b>	<b>(1,291,652)</b>	<b>(1,028,040)</b>
59					
63	Salary & Wages Summary	19,039,920	13,290,053	27,689,761	8,649,842
64	Services, Travel, and Supplies	309,112	230,860	747,181	438,069
65	Util., Repair & Maint., and Rentals	400	-	25,300	24,900
66	Int., Claims, Other Exp., Subcontracts, Depr. & Amort.	128,000	74,280	170,350	42,350
67	Cap. Exp., Discont. Op., and Other Non-op. Exp.	-	-	-	-
68	<b>Total Expenses Before Transfers</b>	<b>19,477,432</b>	<b>13,595,193</b>	<b>28,632,592</b>	<b>9,155,160</b>
69					
71	Internal Allocations & Sales Summary	(391,905)	140,686	(1,081,112)	(689,207)
72	Provisions for Replacement & Depreciation Grouping	-	-	-	-
73	Debt Service Grouping	-	-	-	-
74	Transfers To/From Operations Grouping	(4,400)	20,709	(4,700)	(300)
75	<b>Total Funding Transfers</b>	<b>(396,305)</b>	<b>161,394</b>	<b>(1,085,812)</b>	<b>(689,507)</b>
76					
77	<b>Total Expenses After Transfers</b>	<b>19,081,127</b>	<b>13,756,587</b>	<b>27,546,780</b>	<b>8,465,653</b>
78	<b>FC105 - Unrestricted Operating Statement of Activities Net Result</b>	<b>18,817,515</b>	<b>13,528,469</b>	<b>26,255,128</b>	<b>7,437,613</b>
79					

	A	B	C	D	E
1	 <b>C1600 - College of Engineering &amp; Physical Sciences</b> <b>Subdivision</b>	<b>UW Operating Budget</b> <b>Board of Trustees</b>			
2					
3					
4		FY2023		FY2024	Variance
5	<b>Summary Level Natural Accounts by Fund Class</b>	<b>Budget Amount</b>	<b>Actuals through March 2023</b>	<b>President's Review Version Budget Amount</b>	<b>President's Review FY23 to FY24 Budgets</b>
80	<b>B20 - Designated Operating</b>				
83	Tuition & Educational Fees Net Summary	(355,433)	(605,717)	(194,630)	160,803
84	Sales of Goods & Services Summary	(125,000)	(154,283)	(387,590)	(262,590)
85	Grants & Contracts Summary	(893,000)	(353,693)	(985,000)	(92,000)
86	Federal Appropriations Summary	-	-	-	-
87	Other Operating Revenue Summary	-	(2,031)	(41,400)	(41,400)
88	Non Operating Revenues Summary	-	-	-	-
89	Appropriations Summary	(3,792,352)	(2,844,264)	(9,292,351)	(5,499,999)
90	Gifts Summary	-	-	-	-
91	Investment Income Summary	-	-	-	-
92	Other Non Operating Revenues Summary	-	-	-	-
93	Provost Strategic Initiatives	-	-	-	-
94	Internal Budget Reduction Allocation	-	-	-	-
95	<b>Total Revenue</b>	<b>(5,165,785)</b>	<b>(3,959,989)</b>	<b>(10,900,971)</b>	<b>(5,735,186)</b>
96					
100	Salary & Wages Summary	4,171,466	2,808,439	8,279,739	4,108,272
101	Services, Travel, and Supplies	1,352,875	790,734	1,697,271	344,396
102	Util., Repair & Maint., and Rentals	56,500	95,318	112,305	55,805
103	Int., Claims, Other Exp., Subcontracts, Depr. & Amort.	175,833	407,241	202,350	26,517
104	Cap. Exp., Discont. Op., and Other Non-op. Exp.	-	-	-	-
105	<b>Total Expenses Before Transfers</b>	<b>5,756,674</b>	<b>4,101,732</b>	<b>10,291,665</b>	<b>4,534,990</b>
106					
108	Internal Allocations & Sales Summary	327,210	(38,155)	1,803,049	1,475,839
109	Provisions for Replacement & Depreciation Grouping	-	-	-	-
110	Debt Service Grouping	-	-	-	-
111	Transfers To/From Operations Grouping	165,000	366,522	179,000	14,000
112	<b>Total Funding Transfers</b>	<b>492,210</b>	<b>328,366</b>	<b>1,982,049</b>	<b>1,489,839</b>
113					
114	<b>Total Expenses After Transfers</b>	<b>6,248,884</b>	<b>4,430,099</b>	<b>12,273,713</b>	<b>6,024,829</b>
115	<b>B20 - Designated Operating Statement of Activities Net Result</b>	<b>1,083,099</b>	<b>470,110</b>	<b>1,372,742</b>	<b>289,643</b>
116					
117	<b>B30 - Restr Expendable Operating</b>				
120	Tuition & Educational Fees Net Summary	207,027	148,269	684,077	477,050
121	Sales of Goods & Services Summary	-	-	-	-
122	Grants & Contracts Summary	-	-	-	-
123	Federal Appropriations Summary	-	-	-	-
124	Other Operating Revenue Summary	-	-	-	-
125	Non Operating Revenues Summary	-	-	-	-
126	Appropriations Summary	-	-	-	-
127	Gifts Summary	(1,698,318)	(1,171,198)	(4,469,970)	(2,771,653)
128	Investment Income Summary	-	-	-	-
129	Other Non Operating Revenues Summary	-	-	-	-
130	Provost Strategic Initiatives	-	-	-	-
131	Internal Budget Reduction Allocation	-	-	-	-
132	<b>Total Revenue</b>	<b>(1,491,291)</b>	<b>(1,022,929)</b>	<b>(3,785,893)</b>	<b>(2,294,603)</b>
133					
137	Salary & Wages Summary	432,064	606,084	1,802,781	1,370,718
138	Services, Travel, and Supplies	894,265	464,720	1,682,343	788,078
139	Util., Repair & Maint., and Rentals	2,500	10,198	22,000	19,500
140	Int., Claims, Other Exp., Subcontracts, Depr. & Amort.	80,262	96,177	123,259	42,997
141	Cap. Exp., Discont. Op., and Other Non-op. Exp.	-	-	33,800	33,800
142	<b>Total Expenses Before Transfers</b>	<b>1,409,091</b>	<b>1,177,179</b>	<b>3,664,183</b>	<b>2,255,093</b>
143					
144	<b>Total Funding Transfers</b>				
145	Internal Allocations & Sales Summary	68,200	103,022	121,710	53,510
146	Provisions for Replacement & Depreciation Grouping	-	-	-	-
147	Debt Service Grouping	-	-	-	-
148	Transfers To/From Operations Grouping	14,000	16,079	-	(14,000)
149	<b>Total Funding Transfers</b>	<b>82,200</b>	<b>119,101</b>	<b>121,710</b>	<b>39,510</b>
150					
151	<b>Total Expenses After Transfers</b>	<b>1,491,291</b>	<b>1,296,280</b>	<b>3,785,893</b>	<b>2,294,603</b>
152	<b>B30 - Restr Expendable Operating Statement of Activities Net Result</b>	<b>(0)</b>	<b>273,351</b>	<b>0</b>	<b>0</b>
153					


	A	B	C	D	E
1	 <b>UNIVERSITY OF WYOMING</b> <b>C1600 - College of Engineering &amp; Physical Sciences</b> <b>Subdivision</b>	<b>UW Operating Budget</b> <b>Board of Trustees</b>			
2					
3					
4		FY2023		FY2024	Variance
5	<b>Summary Level Natural Accounts by Fund Class</b>	<b>Budget Amount</b>	<b>Actuals through March 2023</b>	<b>President's Review Version Budget Amount</b>	<b>President's Review FY23 to FY24 Budgets</b>
154	<b>B35 - Restr Expendable Non Op</b>				
157	Tuition & Educational Fees Net Summary	-	-	-	-
158	Sales of Goods & Services Summary	-	-	-	-
159	Grants & Contracts Summary	-	-	-	-
160	Federal Appropriations Summary	-	-	-	-
161	Other Operating Revenue Summary	-	-	-	-
162	Non Operating Revenues Summary	-	-	-	-
163	Appropriations Summary	-	-	-	-
164	Gifts Summary	-	-	-	-
165	Investment Income Summary	-	-	-	-
166	Other Non Operating Revenues Summary	-	-	-	-
167	Provost Strategic Initiatives	-	-	-	-
168	Internal Budget Reduction Allocation	-	-	-	-
169	<b>Total Revenue</b>	-	-	-	-
170					
174	Salary & Wages Summary	-	-	-	-
175	Services, Travel, and Supplies	-	-	-	-
176	Util., Repair & Maint., and Rentals	-	-	-	-
177	Int., Claims, Other Exp., Subcontracts, Depr. & Amort.	-	-	-	-
178	Cap. Exp., Discot. Op., and Other Non-op. Exp.	-	-	-	-
179	<b>Total Expenses Before Transfers</b>	-	-	-	-
180					
182	Internal Allocations & Sales Summary	-	7,906	-	-
183	Provisions for Replacement & Depreciation Grouping	-	-	-	-
184	Debt Service Grouping	-	-	-	-
185	Transfers To/From Operations Grouping	-	-	-	-
186	<b>Total Funding Transfers</b>	-	7,906	-	-
187					
188	<b>Total Expenses After Transfers</b>	-	7,906	-	-
189	<b>B35 - Restr Expendable Non Op Statement of Activities Net Result</b>	-	7,906	-	-
190					
192	<b>B40 - Sponsored Projects Restr</b>				
193	<b>Total Revenue</b>	(12,377,802)	(9,378,488)	(14,013,681)	(1,635,879)
194	<b>Total Expenses</b>	7,335,999	10,011,972	14,852,620	7,516,621
195	<b>B40 - Sponsored Projects Restr Statement of Activities Net Result</b>	(5,041,803)	633,485	838,939	5,880,742
196					
197	<b>B45 - Govt Funds Non Project</b>				
198	<b>Total Revenue</b>	-	-	-	-
199	<b>Total Expenses</b>	-	-	-	-
200	<b>B45 - Govt Funds Non Project Statement of Activities Net Result</b>	-	-	-	-
201					


	A	B	C	D	E
1	 <b>UNIVERSITY OF WYOMING</b>	<b>UW Operating Budget</b>			
2		<b>Board of Trustees</b>			
3		<b>10601 - School of Computing</b>			
4		<b>FY2023</b>		<b>FY2024</b>	<b>Variance</b>
5	<b>Summary Level Natural Accounts by Fund Class</b>	<b>Budget Amount</b>	<b>Actuals through March 2023</b>	<b>President's Review Version Budget Amount</b>	<b>President's Review FY23 to FY24 Budgets</b>
6	<b>Total Fund Class</b>				
9	Tuition & Educational Fees Net Summary	74,728	-	80,296	5,568
10	Sales of Goods & Services Summary	-	-	-	-
11	Grants & Contracts Summary	-	(9,080)	(34,323)	(34,323)
12	Federal Appropriations Summary	-	-	-	-
13	Other Operating Revenue Summary	-	-	-	-
14	Non Operating Revenues Summary	-	-	-	-
15	Appropriations Summary	-	-	-	-
16	Gifts Summary	-	-	(6,000)	(6,000)
17	Investment Income Summary	-	-	-	-
18	Other Non Operating Revenues Summary	-	-	-	-
19	Provost Strategic Initiatives	-	-	-	-
20	Internal Budget Reduction Allocation	-	-	-	-
21	<b>Total Revenue</b>	<b>74,728</b>	<b>(9,080)</b>	<b>39,973</b>	<b>(34,755)</b>
22					
26	Salary & Wages Summary	2,015,572	344,519	2,056,728	41,156
27	Services, Travel, and Supplies	131,500	34,596	192,391	60,891
28	Util., Repair & Maint., and Rentals	-	-	1,000	1,000
29	Int., Claims, Other Exp., Subcontracts, Depr. & Amort.	69,500	15,270	88,608	19,108
30	Cap. Exp., Discont. Op., and Other Non-op. Exp.	-	-	-	-
31	<b>Total Expenses Before Transfers</b>	<b>2,216,572</b>	<b>394,385</b>	<b>2,338,727</b>	<b>122,155</b>
32					
34	Internal Allocations & Sales Summary	608,000	11,913	854,200	246,200
35	Provisions for Replacement & Depreciation Grouping	-	-	-	-
36	Debt Service Grouping	-	-	-	-
37	Transfers To/From Operations Grouping	-	-	-	-
38	<b>Total Funding Transfers</b>	<b>608,000</b>	<b>11,913</b>	<b>854,200</b>	<b>246,200</b>
39					
40	<b>Total Expenses After Transfers</b>	<b>2,824,572</b>	<b>406,299</b>	<b>3,192,927</b>	<b>368,355</b>
41	<b>Total Fund Class Statement of Activities Net Result</b>	<b>2,899,300</b>	<b>397,219</b>	<b>3,232,901</b>	<b>333,601</b>
42					
43	<b>FC105 - Unrestricted Operating</b>				
46	Tuition & Educational Fees Net Summary	74,728	-	80,296	5,568
47	Sales of Goods & Services Summary	-	-	-	-
48	Grants & Contracts Summary	-	-	-	-
49	Federal Appropriations Summary	-	-	-	-
50	Other Operating Revenue Summary	-	-	-	-
51	Non Operating Revenues Summary	-	-	-	-
52	Appropriations Summary	-	-	-	-
53	Gifts Summary	-	-	-	-
54	Investment Income Summary	-	-	-	-
55	Other Non Operating Revenues Summary	-	-	-	-
56	Provost Strategic Initiatives	-	-	-	-
57	Internal Budget Reduction Allocation	-	-	-	-
58	<b>Total Revenue</b>	<b>74,728</b>	<b>-</b>	<b>80,296</b>	<b>5,568</b>
59					
63	Salary & Wages Summary	1,582,672	335,439	1,634,028	51,356
64	Services, Travel, and Supplies	131,500	34,596	175,677	44,177
65	Util., Repair & Maint., and Rentals	-	-	1,000	1,000
66	Int., Claims, Other Exp., Subcontracts, Depr. & Amort.	69,500	15,270	65,000	(4,500)
67	Cap. Exp., Discont. Op., and Other Non-op. Exp.	-	-	-	-
68	<b>Total Expenses Before Transfers</b>	<b>1,783,672</b>	<b>385,306</b>	<b>1,875,705</b>	<b>92,033</b>
69					
71	Internal Allocations & Sales Summary	8,000	11,913	244,000	236,000
72	Provisions for Replacement & Depreciation Grouping	-	-	-	-
73	Debt Service Grouping	-	-	-	-
74	Transfers To/From Operations Grouping	-	-	-	-
75	<b>Total Funding Transfers</b>	<b>8,000</b>	<b>11,913</b>	<b>244,000</b>	<b>236,000</b>
76					
77	<b>Total Expenses After Transfers</b>	<b>1,791,672</b>	<b>397,219</b>	<b>2,119,705</b>	<b>328,033</b>
78	<b>FC105 - Unrestricted Operating Statement of Activities Net Result</b>	<b>1,866,400</b>	<b>397,219</b>	<b>2,200,001</b>	<b>333,601</b>
79					


	A	B	C	D	E
1	 <b>UNIVERSITY OF WYOMING</b>	<b>UW Operating Budget</b>			
2		<b>Board of Trustees</b>			
3		<b>10601 - School of Computing</b>			
4		<b>FY2023</b>		<b>FY2024</b>	<b>Variance</b>
5	<b>Summary Level Natural Accounts by Fund Class</b>	<b>Budget Amount</b>	<b>Actuals through March 2023</b>	<b>President's Review Version Budget Amount</b>	<b>President's Review FY23 to FY24 Budgets</b>
80	<b>B20 - Designated Operating</b>				
83	Tuition & Educational Fees Net Summary	-	-	-	-
84	Sales of Goods & Services Summary	-	-	-	-
85	Grants & Contracts Summary	-	-	-	-
86	Federal Appropriations Summary	-	-	-	-
87	Other Operating Revenue Summary	-	-	-	-
88	Non Operating Revenues Summary	-	-	-	-
89	Appropriations Summary	-	-	-	-
90	Gifts Summary	-	-	-	-
91	Investment Income Summary	-	-	-	-
92	Other Non Operating Revenues Summary	-	-	-	-
93	Provost Strategic Initiatives	-	-	-	-
94	Internal Budget Reduction Allocation	-	-	-	-
95	<b>Total Revenue</b>	-	-	-	-
96					
100	Salary & Wages Summary	432,900	-	422,700	(10,200)
101	Services, Travel, and Supplies	-	-	-	-
102	Util., Repair & Maint., and Rentals	-	-	-	-
103	Int., Claims, Other Exp., Subcontracts, Depr. & Amort.	-	-	-	-
104	Cap. Exp., Discont. Op., and Other Non-op. Exp.	-	-	-	-
105	<b>Total Expenses Before Transfers</b>	<b>432,900</b>	<b>-</b>	<b>422,700</b>	<b>(10,200)</b>
106					
108	Internal Allocations & Sales Summary	600,000	-	610,200	10,200
109	Provisions for Replacement & Depreciation Grouping	-	-	-	-
110	Debt Service Grouping	-	-	-	-
111	Transfers To/From Operations Grouping	-	-	-	-
112	<b>Total Funding Transfers</b>	<b>600,000</b>	<b>-</b>	<b>610,200</b>	<b>10,200</b>
113					
114	<b>Total Expenses After Transfers</b>	<b>1,032,900</b>	<b>-</b>	<b>1,032,900</b>	<b>-</b>
115	<b>B20 - Designated Operating Statement of Activities Net Result</b>	<b>1,032,900</b>	<b>-</b>	<b>1,032,900</b>	<b>-</b>
116					
117	<b>B30 - Restr Expendable Operating</b>				
120	Tuition & Educational Fees Net Summary	-	-	-	-
121	Sales of Goods & Services Summary	-	-	-	-
122	Grants & Contracts Summary	-	-	-	-
123	Federal Appropriations Summary	-	-	-	-
124	Other Operating Revenue Summary	-	-	-	-
125	Non Operating Revenues Summary	-	-	-	-
126	Appropriations Summary	-	-	-	-
127	Gifts Summary	-	-	(6,000)	(6,000)
128	Investment Income Summary	-	-	-	-
129	Other Non Operating Revenues Summary	-	-	-	-
130	Provost Strategic Initiatives	-	-	-	-
131	Internal Budget Reduction Allocation	-	-	-	-
132	<b>Total Revenue</b>	-	-	(6,000)	(6,000)
133					
137	Salary & Wages Summary	-	-	-	-
138	Services, Travel, and Supplies	-	-	6,000	6,000
139	Util., Repair & Maint., and Rentals	-	-	-	-
140	Int., Claims, Other Exp., Subcontracts, Depr. & Amort.	-	-	-	-
141	Cap. Exp., Discont. Op., and Other Non-op. Exp.	-	-	-	-
142	<b>Total Expenses Before Transfers</b>	<b>-</b>	<b>-</b>	<b>6,000</b>	<b>6,000</b>
143					
144	<b>Total Funding Transfers</b>	<b>-</b>	<b>-</b>	<b>-</b>	<b>-</b>
145	Internal Allocations & Sales Summary	-	-	-	-
146	Provisions for Replacement & Depreciation Grouping	-	-	-	-
147	Debt Service Grouping	-	-	-	-
148	Transfers To/From Operations Grouping	-	-	-	-
149	<b>Total Funding Transfers</b>	<b>-</b>	<b>-</b>	<b>-</b>	<b>-</b>
150					
151	<b>Total Expenses After Transfers</b>	<b>-</b>	<b>-</b>	<b>6,000</b>	<b>6,000</b>
152	<b>B30 - Restr Expendable Operating Statement of Activities Net Result</b>	<b>-</b>	<b>-</b>	<b>-</b>	<b>-</b>
153					


	A	B	C	D	E
1	 <b>UNIVERSITY OF WYOMING</b>	<b>UW Operating Budget</b>			
2		<b>Board of Trustees</b>			
3		<b>10601 - School of Computing</b>			
4		<b>FY2023</b>	<b>FY2024</b>	<b>Variance</b>	
5	<b>Summary Level Natural Accounts by Fund Class</b>	<b>Budget Amount</b>	<b>Actuals through March 2023</b>	<b>President's Review Version Budget Amount</b>	<b>President's Review FY23 to FY24 Budgets</b>
154	<b>B35 - Restr Expendable Non Op</b>				
157	Tuition & Educational Fees Net Summary	-	-	-	-
158	Sales of Goods & Services Summary	-	-	-	-
159	Grants & Contracts Summary	-	-	-	-
160	Federal Appropriations Summary	-	-	-	-
161	Other Operating Revenue Summary	-	-	-	-
162	Non Operating Revenues Summary	-	-	-	-
163	Appropriations Summary	-	-	-	-
164	Gifts Summary	-	-	-	-
165	Investment Income Summary	-	-	-	-
166	Other Non Operating Revenues Summary	-	-	-	-
167	Provost Strategic Initiatives	-	-	-	-
168	Internal Budget Reduction Allocation	-	-	-	-
169	<b>Total Revenue</b>	-	-	-	-
170					
174	Salary & Wages Summary	-	-	-	-
175	Services, Travel, and Supplies	-	-	-	-
176	Util., Repair & Maint., and Rentals	-	-	-	-
177	Int., Claims, Other Exp., Subcontracts, Depr. & Amort.	-	-	-	-
178	Cap. Exp., Discnt. Op., and Other Non-op. Exp.	-	-	-	-
179	<b>Total Expenses Before Transfers</b>	-	-	-	-
180					
182	Internal Allocations & Sales Summary	-	-	-	-
183	Provisions for Replacement & Depreciation Grouping	-	-	-	-
184	Debt Service Grouping	-	-	-	-
185	Transfers To/From Operations Grouping	-	-	-	-
186	<b>Total Funding Transfers</b>	-	-	-	-
187					
188	<b>Total Expenses After Transfers</b>	-	-	-	-
189	<b>B35 - Restr Expendable Non Op Statement of Activities Net Result</b>	-	-	-	-
190					
192	<b>B40 - Sponsored Projects Restr</b>				
193	<b>Total Revenue</b>	-	<b>(9,080)</b>	<b>(34,323)</b>	<b>(34,323)</b>
194	<b>Total Expenses</b>	-	<b>9,080</b>	<b>34,323</b>	<b>34,323</b>
195	<b>B40 - Sponsored Projects Restr Statement of Activities Net Result</b>	-	-	<b>0</b>	<b>0</b>
196					
197	<b>B45 - Govt Funds Non Project</b>				
198	<b>Total Revenue</b>	-	-	-	-
199	<b>Total Expenses</b>	-	-	-	-
200	<b>B45 - Govt Funds Non Project Statement of Activities Net Result</b>	-	-	-	-
201					





	A	B	C	D	E
1	 <b>UNIVERSITY OF WYOMING</b>	<b>UW Operating Budget</b>			
2		<b>Board of Trustees</b>			
3		<b>C1700 - College of Health Sciences Subdivision</b>			
4		<b>FY2023</b>		<b>FY2024</b>	<b>Variance</b>
5	<b>Summary Level Natural Accounts by Fund Class</b>	<b>Budget Amount</b>	<b>Actuals through March 2023</b>	<b>President's Review Version Budget Amount</b>	<b>President's Review FY23 to FY24 Budgets</b>
6	<b>Total Fund Class</b>				
9	Tuition & Educational Fees Net Summary	(5,445,493)	(5,170,024)	(6,134,009)	(688,516)
10	Sales of Goods & Services Summary	(380,000)	(193,010)	(380,000)	-
11	Grants & Contracts Summary	(8,069,936)	(6,073,805)	(3,491,441)	4,578,494
12	Federal Appropriations Summary	-	-	-	-
13	Other Operating Revenue Summary	(477,500)	(469,854)	(398,900)	78,600
14	Non Operating Revenues Summary	-	-	-	-
15	Appropriations Summary	(15,334,203)	(10,626,984)	(23,250,954)	(7,916,751)
16	Gifts Summary	(1,635,387)	(348,014)	(5,047,032)	(3,411,645)
17	Investment Income Summary	-	-	-	-
18	Other Non Operating Revenues Summary	738,338	-	-	(738,338)
19	Provost Strategic Initiatives	253,526	253,526	-	(253,526)
20	Internal Budget Reduction Allocation	-	-	-	-
21	<b>Total Revenue</b>	<b>(30,350,654)</b>	<b>(22,628,165)</b>	<b>(38,702,336)</b>	<b>(8,351,682)</b>
22					
26	Salary & Wages Summary	26,137,807	21,701,201	28,175,819	2,038,012
27	Services, Travel, and Supplies	11,745,529	10,404,485	13,954,258	2,208,729
28	Util., Repair & Maint., and Rentals	167,441	65,781	269,369	101,927
29	Int., Claims, Other Exp., Subcontracts, Depr. & Amort.	1,799,032	1,044,407	2,554,478	755,446
30	Cap. Exp., Discont. Op., and Other Non-op. Exp.	4,765,782	-	448,619	(4,317,163)
31	<b>Total Expenses Before Transfers</b>	<b>44,615,591</b>	<b>33,215,874</b>	<b>45,402,543</b>	<b>786,951</b>
32					
34	Internal Allocations & Sales Summary	229,378	(403,084)	56,728	(172,650)
35	Provisions for Replacement & Depreciation Grouping	-	-	-	-
36	Debt Service Grouping	-	-	-	-
37	Transfers To/From Operations Grouping	(1,487,524)	156,597	6,258,034	7,745,558
38	<b>Total Funding Transfers</b>	<b>(1,258,146)</b>	<b>(246,486)</b>	<b>6,314,762</b>	<b>7,572,908</b>
39					
40	<b>Total Expenses After Transfers</b>	<b>43,357,445</b>	<b>32,969,388</b>	<b>51,717,305</b>	<b>8,359,860</b>
41	<b>Total Fund Class Statement of Activities Net Result</b>	<b>13,006,791</b>	<b>10,341,223</b>	<b>13,014,969</b>	<b>8,178</b>
42					
43	<b>FC105 - Unrestricted Operating</b>				
46	Tuition & Educational Fees Net Summary	(3,020,015)	(2,408,788)	(3,431,489)	(411,474)
47	Sales of Goods & Services Summary	-	-	-	-
48	Grants & Contracts Summary	-	-	-	-
49	Federal Appropriations Summary	-	-	-	-
50	Other Operating Revenue Summary	-	(429)	-	-
51	Non Operating Revenues Summary	-	-	-	-
52	Appropriations Summary	(15,334,203)	(10,626,984)	(15,750,954)	(416,751)
53	Gifts Summary	-	-	-	-
54	Investment Income Summary	-	-	-	-
55	Other Non Operating Revenues Summary	-	-	-	-
56	Provost Strategic Initiatives	253,526	253,526	-	(253,526)
57	Internal Budget Reduction Allocation	-	-	-	-
58	<b>Total Revenue</b>	<b>(18,100,692)</b>	<b>(12,782,675)</b>	<b>(19,182,443)</b>	<b>(1,081,751)</b>
59					
63	Salary & Wages Summary	21,700,027	16,754,463	22,162,046	462,019
64	Services, Travel, and Supplies	8,987,195	8,021,075	9,176,731	189,536
65	Util., Repair & Maint., and Rentals	75,600	32,421	70,100	(5,500)
66	Int., Claims, Other Exp., Subcontracts, Depr. & Amort.	290,246	63,002	566,407	276,161
67	Cap. Exp., Discont. Op., and Other Non-op. Exp.	-	-	-	-
68	<b>Total Expenses Before Transfers</b>	<b>31,053,068</b>	<b>24,870,961</b>	<b>31,975,284</b>	<b>922,216</b>
69					
71	Internal Allocations & Sales Summary	164,037	130,004	222,128	58,091
72	Provisions for Replacement & Depreciation Grouping	-	-	-	-
73	Debt Service Grouping	-	-	-	-
74	Transfers To/From Operations Grouping	(19,120)	-	-	19,120
75	<b>Total Funding Transfers</b>	<b>144,917</b>	<b>130,004</b>	<b>222,128</b>	<b>77,211</b>
76					
77	<b>Total Expenses After Transfers</b>	<b>31,197,985</b>	<b>25,000,965</b>	<b>32,197,412</b>	<b>999,427</b>
78	<b>FC105 - Unrestricted Operating Statement of Activities Net Result</b>	<b>13,097,293</b>	<b>12,218,290</b>	<b>13,014,969</b>	<b>(82,324)</b>
79					


	A	B	C	D	E
1	 <b>UNIVERSITY OF WYOMING</b>	<b>UW Operating Budget</b>			
2		<b>Board of Trustees</b>			
3		<b>C1700 - College of Health Sciences Subdivision</b>			
4		<b>FY2023</b>		<b>FY2024</b>	<b>Variance</b>
5	<b>Summary Level Natural Accounts by Fund Class</b>	<b>Budget Amount</b>	<b>Actuals through March 2023</b>	<b>President's Review Version Budget Amount</b>	<b>President's Review FY23 to FY24 Budgets</b>
80	<b>B20 - Designated Operating</b>				
83	Tuition & Educational Fees Net Summary	(2,720,778)	(2,833,071)	(2,721,437)	(659)
84	Sales of Goods & Services Summary	(380,000)	(193,010)	(380,000)	-
85	Grants & Contracts Summary	(225,769)	(76,748)	(120,487)	105,282
86	Federal Appropriations Summary	-	-	-	-
87	Other Operating Revenue Summary	(477,500)	(469,425)	(398,900)	78,600
88	Non Operating Revenues Summary	-	-	-	-
89	Appropriations Summary	-	-	(7,500,000)	(7,500,000)
90	Gifts Summary	-	-	-	-
91	Investment Income Summary	-	-	-	-
92	Other Non Operating Revenues Summary	-	-	-	-
93	Provost Strategic Initiatives	-	-	-	-
94	Internal Budget Reduction Allocation	-	-	-	-
95	<b>Total Revenue</b>	<b>(3,804,047)</b>	<b>(3,572,254)</b>	<b>(11,120,824)</b>	<b>(7,316,777)</b>
96					
100	Salary & Wages Summary	1,882,226	1,475,930	1,914,940	32,715
101	Services, Travel, and Supplies	2,128,652	836,008	2,490,857	362,205
102	Util., Repair & Maint., and Rentals	11,000	11,121	5,400	(5,600)
103	Int., Claims, Other Exp., Subcontracts, Depr. & Amort.	1,244,597	110,476	672,833	(571,764)
104	Cap. Exp., Discont. Op., and Other Non-op. Exp.	-	-	-	-
105	<b>Total Expenses Before Transfers</b>	<b>5,266,475</b>	<b>2,433,535</b>	<b>5,084,030</b>	<b>(182,445)</b>
106					
108	Internal Allocations & Sales Summary	25,341	(537,005)	(187,400)	(212,741)
109	Provisions for Replacement & Depreciation Grouping	-	-	-	-
110	Debt Service Grouping	-	-	-	-
111	Transfers To/From Operations Grouping	(1,468,404)	124,456	6,224,193	7,692,597
112	<b>Total Funding Transfers</b>	<b>(1,443,063)</b>	<b>(412,549)</b>	<b>6,036,793</b>	<b>7,479,856</b>
113					
114	<b>Total Expenses After Transfers</b>	<b>3,823,412</b>	<b>2,020,986</b>	<b>11,120,823</b>	<b>7,297,411</b>
115	<b>B20 - Designated Operating Statement of Activities Net Result</b>	<b>19,365</b>	<b>(1,551,268)</b>	<b>(1)</b>	<b>(19,366)</b>
116					
117	<b>B30 - Restr Expendable Operating</b>				
120	Tuition & Educational Fees Net Summary	258,710	71,835	18,917	(239,793)
121	Sales of Goods & Services Summary	-	-	-	-
122	Grants & Contracts Summary	-	-	-	-
123	Federal Appropriations Summary	-	-	-	-
124	Other Operating Revenue Summary	-	-	-	-
125	Non Operating Revenues Summary	-	-	-	-
126	Appropriations Summary	-	-	-	-
127	Gifts Summary	(1,635,387)	(348,014)	(1,840,720)	(205,333)
128	Investment Income Summary	-	-	-	-
129	Other Non Operating Revenues Summary	-	-	-	-
130	Provost Strategic Initiatives	-	-	-	-
131	Internal Budget Reduction Allocation	-	-	-	-
132	<b>Total Revenue</b>	<b>(1,376,677)</b>	<b>(276,179)</b>	<b>(1,821,803)</b>	<b>(445,126)</b>
133					
137	Salary & Wages Summary	762,815	305,762	892,520	129,705
138	Services, Travel, and Supplies	441,453	98,595	680,601	239,148
139	Util., Repair & Maint., and Rentals	6,983	550	87,500	80,517
140	Int., Claims, Other Exp., Subcontracts, Depr. & Amort.	125,426	21,075	139,182	13,756
141	Cap. Exp., Discont. Op., and Other Non-op. Exp.	-	-	-	-
142	<b>Total Expenses Before Transfers</b>	<b>1,336,677</b>	<b>425,982</b>	<b>1,799,803</b>	<b>463,126</b>
143					
144	<b>Total Funding Transfers</b>				
145	Internal Allocations & Sales Summary	40,000	3,917	22,000	(18,000)
146	Provisions for Replacement & Depreciation Grouping	-	-	-	-
147	Debt Service Grouping	-	-	-	-
148	Transfers To/From Operations Grouping	-	9,993	-	-
149	<b>Total Funding Transfers</b>	<b>40,000</b>	<b>13,910</b>	<b>22,000</b>	<b>(18,000)</b>
150					
151	<b>Total Expenses After Transfers</b>	<b>1,376,677</b>	<b>439,892</b>	<b>1,821,803</b>	<b>445,126</b>
152	<b>B30 - Restr Expendable Operating Statement of Activities Net Result</b>	<b>(0)</b>	<b>163,713</b>	<b>(0)</b>	<b>(0)</b>
153					

	A	B	C	D	E
1	 <b>UNIVERSITY OF WYOMING</b>	<b>UW Operating Budget</b>			
2		<b>Board of Trustees</b>			
3		<b>C1700 - College of Health Sciences Subdivision</b>			
4		<b>FY2023</b>	<b>FY2024</b>	<b>Variance</b>	
5	<b>Summary Level Natural Accounts by Fund Class</b>	<b>Budget Amount</b>	<b>Actuals through March 2023</b>	<b>President's Review Version Budget Amount</b>	<b>President's Review FY23 to FY24 Budgets</b>
154	<b>B35 - Restr Expendable Non Op</b>				
157	Tuition & Educational Fees Net Summary	-	-	-	-
158	Sales of Goods & Services Summary	-	-	-	-
159	Grants & Contracts Summary	-	-	-	-
160	Federal Appropriations Summary	-	-	-	-
161	Other Operating Revenue Summary	-	-	-	-
162	Non Operating Revenues Summary	-	-	-	-
163	Appropriations Summary	-	-	-	-
164	Gifts Summary	-	-	-	-
165	Investment Income Summary	-	-	-	-
166	Other Non Operating Revenues Summary	-	-	-	-
167	Provost Strategic Initiatives	-	-	-	-
168	Internal Budget Reduction Allocation	-	-	-	-
169	<b>Total Revenue</b>	-	-	-	-
170					
174	Salary & Wages Summary	-	-	-	-
175	Services, Travel, and Supplies	-	-	-	-
176	Util., Repair & Maint., and Rentals	-	-	-	-
177	Int., Claims, Other Exp., Subcontracts, Depr. & Amort.	-	-	-	-
178	Cap. Exp., Discot. Op., and Other Non-op. Exp.	-	-	-	-
179	<b>Total Expenses Before Transfers</b>	-	-	-	-
180					
182	Internal Allocations & Sales Summary	-	-	-	-
183	Provisions for Replacement & Depreciation Grouping	-	-	-	-
184	Debt Service Grouping	-	-	-	-
185	Transfers To/From Operations Grouping	-	-	-	-
186	<b>Total Funding Transfers</b>	-	-	-	-
187					
188	<b>Total Expenses After Transfers</b>	-	-	-	-
189	<b>B35 - Restr Expendable Non Op Statement of Activities Net Result</b>	-	-	-	-
190					
192	<b>B40 - Sponsored Projects Restr</b>				
193	<b>Total Revenue</b>	<b>(7,069,238)</b>	<b>(5,997,057)</b>	<b>(6,577,266)</b>	<b>491,972</b>
194	<b>Total Expenses</b>	<b>6,959,371</b>	<b>5,507,545</b>	<b>6,577,266</b>	<b>(382,105)</b>
195	<b>B40 - Sponsored Projects Restr Statement of Activities Net Result</b>	<b>(109,867)</b>	<b>(489,512)</b>	<b>0</b>	<b>109,867</b>
196					
197	<b>B45 - Govt Funds Non Project</b>				
198	<b>Total Revenue</b>	-	-	-	-
199	<b>Total Expenses</b>	-	-	-	-
200	<b>B45 - Govt Funds Non Project Statement of Activities Net Result</b>	-	-	-	-
201					


	A	B	C	D	E
1	 UNIVERSITY OF WYOMING	<b>UW Operating Budget</b> <b>Board of Trustees</b>			
2		<b>C1800 - College of Law Subdivision</b>			
3					
4		FY2023		FY2024	Variance
5	<b>Summary Level Natural Accounts by Fund Class</b>	<b>Budget Amount</b>	<b>Actuals through March 2023</b>	<b>President's Review Version Budget Amount</b>	<b>President's Review FY23 to FY24 Budgets</b>
6	<b>Total Fund Class</b>				
9	Tuition & Educational Fees Net Summary	(3,991,088)	(4,170,453)	(4,623,817)	(632,729)
10	Sales of Goods & Services Summary	(8,780)	(14,539)	(4,699)	4,081
11	Grants & Contracts Summary	-	(6,496)	-	-
12	Federal Appropriations Summary	-	-	-	-
13	Other Operating Revenue Summary	(22,200)	(22,500)	(22,100)	100
14	Non Operating Revenues Summary	-	-	-	-
15	Appropriations Summary	-	-	-	-
16	Gifts Summary	(683,482)	(335,548)	(571,782)	111,700
17	Investment Income Summary	-	-	-	-
18	Other Non Operating Revenues Summary	(8,000)	(8,000)	(8,000)	-
19	Provost Strategic Initiatives	-	-	-	-
20	Internal Budget Reduction Allocation	-	-	-	-
21	<b>Total Revenue</b>	<b>(4,713,550)</b>	<b>(4,557,537)</b>	<b>(5,230,398)</b>	<b>(516,848)</b>
22					
26	Salary & Wages Summary	5,543,140	3,988,119	6,122,287	579,148
27	Services, Travel, and Supplies	1,045,063	407,677	998,932	(46,131)
28	Util., Repair & Maint., and Rentals	1,201	6,519	7,669	6,468
29	Int., Claims, Other Exp., Subcontracts, Depr. & Amort.	69,433	55,995	171,410	101,977
30	Cap. Exp., Discont. Op., and Other Non-op. Exp.	-	-	-	-
31	<b>Total Expenses Before Transfers</b>	<b>6,658,837</b>	<b>4,458,309</b>	<b>7,300,298</b>	<b>641,462</b>
32					
34	Internal Allocations & Sales Summary	113,339	48,263	59,026	(54,313)
35	Provisions for Replacement & Depreciation Grouping	-	-	-	-
36	Debt Service Grouping	-	-	-	-
37	Transfers To/From Operations Grouping	-	-	(70,000)	(70,000)
38	<b>Total Funding Transfers</b>	<b>113,339</b>	<b>48,263</b>	<b>(10,974)</b>	<b>(124,313)</b>
39					
40	<b>Total Expenses After Transfers</b>	<b>6,772,176</b>	<b>4,506,572</b>	<b>7,289,324</b>	<b>517,149</b>
41	<b>Total Fund Class Statement of Activities Net Result</b>	<b>2,058,626</b>	<b>(50,964)</b>	<b>2,058,926</b>	<b>301</b>
42					
43	<b>FC105 - Unrestricted Operating</b>				
46	Tuition & Educational Fees Net Summary	(4,261,686)	(4,294,092)	(4,653,839)	(392,153)
47	Sales of Goods & Services Summary	(8,780)	-	-	8,780
48	Grants & Contracts Summary	-	-	-	-
49	Federal Appropriations Summary	-	-	-	-
50	Other Operating Revenue Summary	-	-	-	-
51	Non Operating Revenues Summary	-	-	-	-
52	Appropriations Summary	-	-	-	-
53	Gifts Summary	-	-	-	-
54	Investment Income Summary	-	-	-	-
55	Other Non Operating Revenues Summary	(8,000)	(8,000)	(8,000)	-
56	Provost Strategic Initiatives	-	-	-	-
57	Internal Budget Reduction Allocation	-	-	-	-
58	<b>Total Revenue</b>	<b>(4,278,466)</b>	<b>(4,302,092)</b>	<b>(4,661,839)</b>	<b>(383,373)</b>
59					
63	Salary & Wages Summary	5,174,949	3,856,140	5,679,701	504,753
64	Services, Travel, and Supplies	996,345	319,208	910,236	(86,109)
65	Util., Repair & Maint., and Rentals	801	5,510	6,919	6,118
66	Int., Claims, Other Exp., Subcontracts, Depr. & Amort.	68,533	49,168	169,189	100,656
67	Cap. Exp., Discont. Op., and Other Non-op. Exp.	-	-	-	-
68	<b>Total Expenses Before Transfers</b>	<b>6,240,628</b>	<b>4,230,026</b>	<b>6,766,045</b>	<b>525,418</b>
69					
71	Internal Allocations & Sales Summary	96,464	28,204	24,420	(72,044)
72	Provisions for Replacement & Depreciation Grouping	-	-	-	-
73	Debt Service Grouping	-	-	-	-
74	Transfers To/From Operations Grouping	-	-	(70,000)	(70,000)
75	<b>Total Funding Transfers</b>	<b>96,464</b>	<b>28,204</b>	<b>(45,580)</b>	<b>(142,044)</b>
76					
77	<b>Total Expenses After Transfers</b>	<b>6,337,092</b>	<b>4,258,230</b>	<b>6,720,465</b>	<b>383,374</b>
78	<b>FC105 - Unrestricted Operating Statement of Activities Net Result</b>	<b>2,058,626</b>	<b>(43,862)</b>	<b>2,058,626</b>	<b>1</b>
79					


	A	B	C	D	E
1	 <b>UNIVERSITY OF WYOMING</b>	<b>UW Operating Budget</b>			
2		<b>Board of Trustees</b>			
3		<b>C1800 - College of Law Subdivision</b>			
4		<b>FY2023</b>	<b>FY2024</b>	<b>Variance</b>	
5	<b>Summary Level Natural Accounts by Fund Class</b>	<b>Budget Amount</b>	<b>Actuals through March 2023</b>	<b>President's Review Version Budget Amount</b>	<b>President's Review FY23 to FY24 Budgets</b>
80	<b>B20 - Designated Operating</b>				
83	Tuition & Educational Fees Net Summary	-	(15,111)	(15,111)	(15,111)
84	Sales of Goods & Services Summary	-	(14,539)	(4,699)	(4,699)
85	Grants & Contracts Summary	-	-	-	-
86	Federal Appropriations Summary	-	-	-	-
87	Other Operating Revenue Summary	(22,200)	(22,500)	(22,100)	100
88	Non Operating Revenues Summary	-	-	-	-
89	Appropriations Summary	-	-	-	-
90	Gifts Summary	-	-	-	-
91	Investment Income Summary	-	-	-	-
92	Other Non Operating Revenues Summary	-	-	-	-
93	Provost Strategic Initiatives	-	-	-	-
94	Internal Budget Reduction Allocation	-	-	-	-
95	<b>Total Revenue</b>	<b>(22,200)</b>	<b>(52,151)</b>	<b>(41,910)</b>	<b>(19,710)</b>
96					
100	Salary & Wages Summary	-	-	-	-
101	Services, Travel, and Supplies	10,294	13,562	29,654	19,360
102	Util., Repair & Maint., and Rentals	400	1,000	750	350
103	Int., Claims, Other Exp., Subcontracts, Depr. & Amort.	-	-	-	-
104	Cap. Exp., Discont. Op., and Other Non-op. Exp.	-	-	-	-
105	<b>Total Expenses Before Transfers</b>	<b>10,694</b>	<b>14,562</b>	<b>30,404</b>	<b>19,710</b>
106					
108	Internal Allocations & Sales Summary	11,506	6,093	11,806	300
109	Provisions for Replacement & Depreciation Grouping	-	-	-	-
110	Debt Service Grouping	-	-	-	-
111	Transfers To/From Operations Grouping	-	-	-	-
112	<b>Total Funding Transfers</b>	<b>11,506</b>	<b>6,093</b>	<b>11,806</b>	<b>300</b>
113					
114	<b>Total Expenses After Transfers</b>	<b>22,200</b>	<b>20,655</b>	<b>42,210</b>	<b>20,010</b>
115	<b>B20 - Designated Operating Statement of Activities Net Result</b>	<b>0</b>	<b>(31,495)</b>	<b>300</b>	<b>300</b>
116					
117	<b>B30 - Restr Expendable Operating</b>				
120	Tuition & Educational Fees Net Summary	270,598	138,750	45,133	(225,465)
121	Sales of Goods & Services Summary	-	-	-	-
122	Grants & Contracts Summary	-	-	-	-
123	Federal Appropriations Summary	-	-	-	-
124	Other Operating Revenue Summary	-	-	-	-
125	Non Operating Revenues Summary	-	-	-	-
126	Appropriations Summary	-	-	-	-
127	Gifts Summary	(683,482)	(335,548)	(571,782)	111,700
128	Investment Income Summary	-	-	-	-
129	Other Non Operating Revenues Summary	-	-	-	-
130	Provost Strategic Initiatives	-	-	-	-
131	Internal Budget Reduction Allocation	-	-	-	-
132	<b>Total Revenue</b>	<b>(412,884)</b>	<b>(196,798)</b>	<b>(526,649)</b>	<b>(113,765)</b>
133					
137	Salary & Wages Summary	368,191	131,978	442,586	74,395
138	Services, Travel, and Supplies	38,424	69,052	59,042	20,618
139	Util., Repair & Maint., and Rentals	-	9	-	-
140	Int., Claims, Other Exp., Subcontracts, Depr. & Amort.	900	6,185	2,221	1,321
141	Cap. Exp., Discont. Op., and Other Non-op. Exp.	-	-	-	-
142	<b>Total Expenses Before Transfers</b>	<b>407,515</b>	<b>207,225</b>	<b>503,849</b>	<b>96,334</b>
143					
144	<b>Total Funding Transfers</b>				
145	Internal Allocations & Sales Summary	5,369	13,966	22,800	17,431
146	Provisions for Replacement & Depreciation Grouping	-	-	-	-
147	Debt Service Grouping	-	-	-	-
148	Transfers To/From Operations Grouping	-	-	-	-
149	<b>Total Funding Transfers</b>	<b>5,369</b>	<b>13,966</b>	<b>22,800</b>	<b>17,431</b>
150					
151	<b>Total Expenses After Transfers</b>	<b>412,884</b>	<b>221,191</b>	<b>526,649</b>	<b>113,765</b>
152	<b>B30 - Restr Expendable Operating Statement of Activities Net Result</b>	<b>(0)</b>	<b>24,393</b>	<b>(0)</b>	<b>(0)</b>
153					


	A	B	C	D	E
1	 UNIVERSITY OF WYOMING	<b>UW Operating Budget</b> <b>Board of Trustees</b>			
2		<b>C1800 - College of Law Subdivision</b>			
3					
4		FY2023		FY2024	Variance
5	<b>Summary Level Natural Accounts by Fund Class</b>	<b>Budget Amount</b>	<b>Actuals through March 2023</b>	<b>President's Review Version Budget Amount</b>	<b>President's Review FY23 to FY24 Budgets</b>
154	<b>B35 - Restr Expendable Non Op</b>				
157	Tuition & Educational Fees Net Summary	-	-	-	-
158	Sales of Goods & Services Summary	-	-	-	-
159	Grants & Contracts Summary	-	-	-	-
160	Federal Appropriations Summary	-	-	-	-
161	Other Operating Revenue Summary	-	-	-	-
162	Non Operating Revenues Summary	-	-	-	-
163	Appropriations Summary	-	-	-	-
164	Gifts Summary	-	-	-	-
165	Investment Income Summary	-	-	-	-
166	Other Non Operating Revenues Summary	-	-	-	-
167	Provost Strategic Initiatives	-	-	-	-
168	Internal Budget Reduction Allocation	-	-	-	-
169	<b>Total Revenue</b>	-	-	-	-
170					
174	Salary & Wages Summary	-	-	-	-
175	Services, Travel, and Supplies	-	-	-	-
176	Util., Repair & Maint., and Rentals	-	-	-	-
177	Int., Claims, Other Exp., Subcontracts, Depr. & Amort.	-	-	-	-
178	Cap. Exp., Discout. Op., and Other Non-op. Exp.	-	-	-	-
179	<b>Total Expenses Before Transfers</b>	-	-	-	-
180					
182	Internal Allocations & Sales Summary	-	-	-	-
183	Provisions for Replacement & Depreciation Grouping	-	-	-	-
184	Debt Service Grouping	-	-	-	-
185	Transfers To/From Operations Grouping	-	-	-	-
186	<b>Total Funding Transfers</b>	-	-	-	-
187					
188	<b>Total Expenses After Transfers</b>	-	-	-	-
189	<b>B35 - Restr Expendable Non Op Statement of Activities Net Result</b>	-	-	-	-
190					
192	<b>B40 - Sponsored Projects Restr</b>				
193	<b>Total Revenue</b>	-	(6,496)	-	-
194	<b>Total Expenses</b>	-	6,496	-	-
195	<b>B40 - Sponsored Projects Restr Statement of Activities Net Result</b>	-	-	-	-
196					
197	<b>B45 - Govt Funds Non Project</b>				
198	<b>Total Revenue</b>	-	-	-	-
199	<b>Total Expenses</b>	-	-	-	-
200	<b>B45 - Govt Funds Non Project Statement of Activities Net Result</b>	-	-	-	-
201					


	A	B	C	D	E
1	 UNIVERSITY OF WYOMING	<b>UW Operating Budget</b> <b>Board of Trustees</b>			
2		<b>C1900 - University Libraries Subdivision</b>			
3					
4		FY2023		FY2024	Variance
5	<b>Summary Level Natural Accounts by Fund Class</b>	<b>Budget Amount</b>	<b>Actuals through March 2023</b>	<b>President's Review Version Budget Amount</b>	<b>President's Review FY23 to FY24 Budgets</b>
6	<b>Total Fund Class</b>				
9	Tuition & Educational Fees Net Summary	-	-	-	-
10	Sales of Goods & Services Summary	(25,000)	(11,372)	(23,500)	1,500
11	Grants & Contracts Summary	(310,498)	(148,288)	(24,734)	285,764
12	Federal Appropriations Summary	-	-	-	-
13	Other Operating Revenue Summary	(24,050)	(93,671)	(62,867)	(38,817)
14	Non Operating Revenues Summary	-	-	-	-
15	Appropriations Summary	-	-	-	-
16	Gifts Summary	(682,074)	(160,722)	(694,205)	(12,131)
17	Investment Income Summary	-	-	-	-
18	Other Non Operating Revenues Summary	61,012	-	-	(61,012)
19	Provost Strategic Initiatives	-	-	-	-
20	Internal Budget Reduction Allocation	-	-	-	-
21	<b>Total Revenue</b>	<b>(980,610)</b>	<b>(414,052)</b>	<b>(805,306)</b>	<b>175,304</b>
22					
26	Salary & Wages Summary	5,025,995	3,221,774	5,084,442	58,447
27	Services, Travel, and Supplies	9,195,893	6,196,341	9,367,468	171,575
28	Util., Repair & Maint., and Rentals	43,980	13,311	4,780	(39,200)
29	Int., Claims, Other Exp., Subcontracts, Depr. & Amort.	404,045	110,768	417,569	13,524
30	Cap. Exp., Discont. Op., and Other Non-op. Exp.	6,310	1,017	2,979	(3,330)
31	<b>Total Expenses Before Transfers</b>	<b>14,676,222</b>	<b>9,543,211</b>	<b>14,877,238</b>	<b>201,016</b>
32					
34	Internal Allocations & Sales Summary	271,320	32,692	70,195	(201,125)
35	Provisions for Replacement & Depreciation Grouping	30,000	-	8,000	(22,000)
36	Debt Service Grouping	-	-	-	-
37	Transfers To/From Operations Grouping	(264,000)	509	(350,000)	(86,000)
38	<b>Total Funding Transfers</b>	<b>37,320</b>	<b>33,201</b>	<b>(271,805)</b>	<b>(309,125)</b>
39					
40	<b>Total Expenses After Transfers</b>	<b>14,713,542</b>	<b>9,576,412</b>	<b>14,605,433</b>	<b>(108,109)</b>
41	<b>Total Fund Class Statement of Activities Net Result</b>	<b>13,732,932</b>	<b>9,162,360</b>	<b>13,800,127</b>	<b>67,195</b>
42					
43	<b>FC105 - Unrestricted Operating</b>				
46	Tuition & Educational Fees Net Summary	-	-	-	-
47	Sales of Goods & Services Summary	(25,000)	(11,372)	(23,500)	1,500
48	Grants & Contracts Summary	-	-	-	-
49	Federal Appropriations Summary	-	-	-	-
50	Other Operating Revenue Summary	(24,050)	(93,671)	(62,867)	(38,817)
51	Non Operating Revenues Summary	-	-	-	-
52	Appropriations Summary	-	-	-	-
53	Gifts Summary	-	-	-	-
54	Investment Income Summary	-	-	-	-
55	Other Non Operating Revenues Summary	-	-	-	-
56	Provost Strategic Initiatives	-	-	-	-
57	Internal Budget Reduction Allocation	-	-	-	-
58	<b>Total Revenue</b>	<b>(49,050)</b>	<b>(105,043)</b>	<b>(86,367)</b>	<b>(37,317)</b>
59					
63	Salary & Wages Summary	4,693,496	3,094,130	4,824,640	131,144
64	Services, Travel, and Supplies	8,417,433	6,031,670	8,801,470	384,037
65	Util., Repair & Maint., and Rentals	43,980	13,021	4,780	(39,200)
66	Int., Claims, Other Exp., Subcontracts, Depr. & Amort.	386,352	75,883	399,424	13,072
67	Cap. Exp., Discont. Op., and Other Non-op. Exp.	800	1,017	800	-
68	<b>Total Expenses Before Transfers</b>	<b>13,542,061</b>	<b>9,215,722</b>	<b>14,031,114</b>	<b>489,053</b>
69					
71	Internal Allocations & Sales Summary	207,855	105,541	201,880	(5,975)
72	Provisions for Replacement & Depreciation Grouping	30,000	-	8,000	(22,000)
73	Debt Service Grouping	-	-	-	-
74	Transfers To/From Operations Grouping	(84,000)	509	(350,000)	(266,000)
75	<b>Total Funding Transfers</b>	<b>153,855</b>	<b>106,050</b>	<b>(140,120)</b>	<b>(293,975)</b>
76					
77	<b>Total Expenses After Transfers</b>	<b>13,695,916</b>	<b>9,321,771</b>	<b>13,890,994</b>	<b>195,078</b>
78	<b>FC105 - Unrestricted Operating Statement of Activities Net Result</b>	<b>13,646,866</b>	<b>9,216,729</b>	<b>13,804,627</b>	<b>157,761</b>
79					





	A	B	C	D	E
1		<b>UW Operating Budget</b>			
2		<b>Board of Trustees</b>			
3		<b>C1900 - Uiveristy Libraries Subdivision</b>			
4		<b>FY2023</b>	<b>FY2024</b>	<b>Variance</b>	
5	<b>Summary Level Natural Accounts by Fund Class</b>	<b>Budget Amount</b>	<b>Actuals through March 2023</b>	<b>President's Review Version Budget Amount</b>	<b>President's Review FY23 to FY24 Budgets</b>
80	<b>B20 - Designated Operating</b>				
83	Tuition & Educational Fees Net Summary	-	-	-	-
84	Sales of Goods & Services Summary	-	-	-	-
85	Grants & Contracts Summary	(9,500)	(4,022)	(9,500)	-
86	Federal Appropriations Summary	-	-	-	-
87	Other Operating Revenue Summary	-	-	-	-
88	Non Operating Revenues Summary	-	-	-	-
89	Appropriations Summary	-	-	-	-
90	Gifts Summary	-	-	-	-
91	Investment Income Summary	-	-	-	-
92	Other Non Operating Revenues Summary	-	-	-	-
93	Provost Strategic Initiatives	-	-	-	-
94	Internal Budget Reduction Allocation	-	-	-	-
95	<b>Total Revenue</b>	<b>(9,500)</b>	<b>(4,022)</b>	<b>(9,500)</b>	<b>-</b>
96					
100	Salary & Wages Summary	-	-	-	-
101	Services, Travel, and Supplies	340,000	23,873	180,000	(160,000)
102	Util., Repair & Maint., and Rentals	-	-	-	-
103	Int., Claims, Other Exp., Subcontracts, Depr. & Amort.	-	-	-	-
104	Cap. Exp., Discont. Op., and Other Non-op. Exp.	-	-	-	-
105	<b>Total Expenses Before Transfers</b>	<b>340,000</b>	<b>23,873</b>	<b>180,000</b>	<b>(160,000)</b>
106					
108	Internal Allocations & Sales Summary	7,800	(83,787)	(175,000)	(182,800)
109	Provisions for Replacement & Depreciation Grouping	-	-	-	-
110	Debt Service Grouping	-	-	-	-
111	Transfers To/From Operations Grouping	(180,000)	-	-	180,000
112	<b>Total Funding Transfers</b>	<b>(172,200)</b>	<b>(83,787)</b>	<b>(175,000)</b>	<b>(2,800)</b>
113					
114	<b>Total Expenses After Transfers</b>	<b>167,800</b>	<b>(59,914)</b>	<b>5,000</b>	<b>(162,800)</b>
115	<b>B20 - Designated Operating Statement of Activities Net Result</b>	<b>158,300</b>	<b>(63,937)</b>	<b>(4,500)</b>	<b>(162,800)</b>
116					
117	<b>B30 - Restr Expendable Operating</b>				
120	Tuition & Educational Fees Net Summary	-	-	-	-
121	Sales of Goods & Services Summary	-	-	-	-
122	Grants & Contracts Summary	-	-	-	-
123	Federal Appropriations Summary	-	-	-	-
124	Other Operating Revenue Summary	-	-	-	-
125	Non Operating Revenues Summary	-	-	-	-
126	Appropriations Summary	-	-	-	-
127	Gifts Summary	(682,074)	(160,722)	(562,367)	119,706
128	Investment Income Summary	-	-	-	-
129	Other Non Operating Revenues Summary	-	-	-	-
130	Provost Strategic Initiatives	-	-	-	-
131	Internal Budget Reduction Allocation	-	-	-	-
132	<b>Total Revenue</b>	<b>(682,074)</b>	<b>(160,722)</b>	<b>(562,367)</b>	<b>119,706</b>
133					
137	Salary & Wages Summary	206,309	71,863	127,964	(78,344)
138	Services, Travel, and Supplies	402,558	110,255	380,518	(22,040)
139	Util., Repair & Maint., and Rentals	-	290	-	-
140	Int., Claims, Other Exp., Subcontracts, Depr. & Amort.	17,542	7,525	10,570	(6,972)
141	Cap. Exp., Discont. Op., and Other Non-op. Exp.	-	-	-	-
142	<b>Total Expenses Before Transfers</b>	<b>626,409</b>	<b>189,932</b>	<b>519,052</b>	<b>(107,356)</b>
143					
144	<b>Total Funding Transfers</b>				
145	Internal Allocations & Sales Summary	55,665	10,939	43,315	(12,350)
146	Provisions for Replacement & Depreciation Grouping	-	-	-	-
147	Debt Service Grouping	-	-	-	-
148	Transfers To/From Operations Grouping	-	-	-	-
149	<b>Total Funding Transfers</b>	<b>55,665</b>	<b>10,939</b>	<b>43,315</b>	<b>(12,350)</b>
150					
151	<b>Total Expenses After Transfers</b>	<b>682,074</b>	<b>200,871</b>	<b>562,367</b>	<b>(119,706)</b>
152	<b>B30 - Restr Expendable Operating Statement of Activities Net Result</b>	<b>0</b>	<b>40,150</b>	<b>0</b>	<b>(0)</b>
153					


	A	B	C	D	E
1	 <b>UNIVERSITY OF WYOMING</b>	<b>UW Operating Budget</b>			
2		<b>Board of Trustees</b>			
3		<b>C1900 - Uiveristy Libraries Subdivision</b>			
4		<b>FY2023</b>	<b>FY2024</b>	<b>Variance</b>	
5	<b>Summary Level Natural Accounts by Fund Class</b>	<b>Budget Amount</b>	<b>Actuals through March 2023</b>	<b>President's Review Version Budget Amount</b>	<b>President's Review FY23 to FY24 Budgets</b>
154	<b>B35 - Restr Expendable Non Op</b>				
157	Tuition & Educational Fees Net Summary	-	-	-	-
158	Sales of Goods & Services Summary	-	-	-	-
159	Grants & Contracts Summary	-	-	-	-
160	Federal Appropriations Summary	-	-	-	-
161	Other Operating Revenue Summary	-	-	-	-
162	Non Operating Revenues Summary	-	-	-	-
163	Appropriations Summary	-	-	-	-
164	Gifts Summary	-	-	-	-
165	Investment Income Summary	-	-	-	-
166	Other Non Operating Revenues Summary	-	-	-	-
167	Provost Strategic Initiatives	-	-	-	-
168	Internal Budget Reduction Allocation	-	-	-	-
169	<b>Total Revenue</b>	-	-	-	-
170					
174	Salary & Wages Summary	-	-	-	-
175	Services, Travel, and Supplies	-	-	-	-
176	Util., Repair & Maint., and Rentals	-	-	-	-
177	Int., Claims, Other Exp., Subcontracts, Depr. & Amort.	-	-	-	-
178	Cap. Exp., Discont. Op., and Other Non-op. Exp.	-	-	-	-
179	<b>Total Expenses Before Transfers</b>	-	-	-	-
180					
182	Internal Allocations & Sales Summary	-	-	-	-
183	Provisions for Replacement & Depreciation Grouping	-	-	-	-
184	Debt Service Grouping	-	-	-	-
185	Transfers To/From Operations Grouping	-	-	-	-
186	<b>Total Funding Transfers</b>	-	-	-	-
187					
188	<b>Total Expenses After Transfers</b>	-	-	-	-
189	<b>B35 - Restr Expendable Non Op Statement of Activities Net Result</b>	-	-	-	-
190					
192	<b>B40 - Sponsored Projects Restr</b>				
193	<b>Total Revenue</b>	<b>(239,987)</b>	<b>(144,265)</b>	<b>(147,072)</b>	<b>92,915</b>
194	<b>Total Expenses</b>	<b>167,752</b>	<b>113,683</b>	<b>147,072</b>	<b>(20,681)</b>
195	<b>B40 - Sponsored Projects Restr Statement of Activities Net Result</b>	<b>(72,234)</b>	<b>(30,582)</b>	-	<b>72,234</b>
196					
197	<b>B45 - Govt Funds Non Project</b>				
198	<b>Total Revenue</b>	-	-	-	-
199	<b>Total Expenses</b>	-	-	-	-
200	<b>B45 - Govt Funds Non Project Statement of Activities Net Result</b>	-	-	-	-
201					

	A	B	C	D	E
1	 UNIVERSITY OF WYOMING	<b>UW Operating Budget</b> <b>Board of Trustees</b>			
2		<b>B2000 - Campus Operations Division</b>			
3			FY2023	FY2024	Variance
4			Actuals through	President's Review	President's Review
5	<b>Summary Level Natural Accounts by Fund Class</b>	<b>Budget Amount</b>	<b>March 2023</b>	<b>Version Budget</b>	<b>FY23 to FY24</b>
6	<b>Total Fund Class</b>			<b>Amount</b>	<b>Budgets</b>
9	Tuition & Educational Fees Net Summary	(1,278,850)	(1,196,578)	(1,340,530)	(61,680)
10	Sales of Goods & Services Summary	(2,169,260)	(1,243,732)	(2,493,275)	(324,015)
11	Grants & Contracts Summary	(2,754,777)	(3,246,871)	(1,589,519)	1,165,258
12	Federal Appropriations Summary	-	-	-	-
13	Other Operating Revenue Summary	(444,000)	(298,631)	(389,500)	54,500
14	Non Operating Revenues Summary	-	-	-	-
15	Appropriations Summary	-	-	-	-
16	Gifts Summary	(245,361)	(90,036)	(1,633,032)	(1,387,671)
17	Investment Income Summary	-	-	-	-
18	Other Non Operating Revenues Summary	(265,000)	(661)	(225,000)	40,000
19	Provost Strategic Initiatives	-	-	-	-
20	Internal Budget Reduction Allocation	-	-	-	-
21	<b>Total Revenue</b>	<b>(7,157,248)</b>	<b>(6,076,509)</b>	<b>(7,670,856)</b>	<b>(513,608)</b>
22					
26	Salary & Wages Summary	23,102,988	17,235,685	25,989,826	2,886,838
27	Services, Travel, and Supplies	4,417,162	1,723,847	5,585,221	1,168,059
28	Util., Repair & Maint., and Rentals	15,322,512	13,279,344	17,178,886	1,856,374
29	Int., Claims, Other Exp., Subcontracts, Depr. & Amort.	336,432	402,603	907,803	571,371
30	Cap. Exp., Discont. Op., and Other Non-op. Exp.	(1,879,608)	(97)	(2,617,563)	(737,955)
31	<b>Total Expenses Before Transfers</b>	<b>41,299,487</b>	<b>32,641,382</b>	<b>47,044,173</b>	<b>5,744,686</b>
32					
34	Internal Allocations & Sales Summary	(9,164,859)	(4,688,054)	(10,226,434)	(1,061,575)
35	Provisions for Replacement & Depreciation Grouping	930,216	-	664,733	(265,483)
36	Debt Service Grouping	1,774,200	644,402	2,348,935	574,735
37	Transfers To/From Operations Grouping	335,000	2,761,123	412,912	77,912
38	<b>Total Funding Transfers</b>	<b>(6,125,443)</b>	<b>(1,282,529)</b>	<b>(6,799,854)</b>	<b>(674,411)</b>
39					
40	<b>Total Expenses After Transfers</b>	<b>35,174,044</b>	<b>31,358,853</b>	<b>40,244,319</b>	<b>5,070,276</b>
41	<b>Total Fund Class Statement of Activities Net Result</b>	<b>28,016,796</b>	<b>25,282,344</b>	<b>32,573,463</b>	<b>4,556,667</b>
42					
43	<b>FC105 - Unrestricted Operating</b>				
46	Tuition & Educational Fees Net Summary	(1,278,850)	(1,196,578)	(1,342,530)	(63,680)
47	Sales of Goods & Services Summary	(2,169,260)	(1,243,732)	(2,493,275)	(324,015)
48	Grants & Contracts Summary	(80,000)	12	(80,000)	-
49	Federal Appropriations Summary	-	-	-	-
50	Other Operating Revenue Summary	(444,000)	(295,649)	(389,500)	54,500
51	Non Operating Revenues Summary	-	-	-	-
52	Appropriations Summary	-	-	-	-
53	Gifts Summary	-	-	-	-
54	Investment Income Summary	-	-	-	-
55	Other Non Operating Revenues Summary	(265,000)	(661)	(225,000)	40,000
56	Provost Strategic Initiatives	-	-	-	-
57	Internal Budget Reduction Allocation	-	-	-	-
58	<b>Total Revenue</b>	<b>(4,237,110)</b>	<b>(2,736,609)</b>	<b>(4,530,305)</b>	<b>(293,195)</b>
59					
63	Salary & Wages Summary	22,006,008	16,133,985	24,479,893	2,473,885
64	Services, Travel, and Supplies	1,832,210	1,573,837	1,962,544	130,334
65	Util., Repair & Maint., and Rentals	14,752,969	13,186,218	16,726,983	1,974,014
66	Int., Claims, Other Exp., Subcontracts, Depr. & Amort.	336,432	318,277	882,845	546,413
67	Cap. Exp., Discont. Op., and Other Non-op. Exp.	30,000	(97)	-	(30,000)
68	<b>Total Expenses Before Transfers</b>	<b>38,957,619</b>	<b>31,212,220</b>	<b>44,052,265</b>	<b>5,094,646</b>
69					
71	Internal Allocations & Sales Summary	(9,502,637)	(4,758,008)	(10,519,034)	(1,016,397)
72	Provisions for Replacement & Depreciation Grouping	930,216	-	664,733	(265,483)
73	Debt Service Grouping	1,774,200	644,402	2,348,935	574,735
74	Transfers To/From Operations Grouping	(250,000)	511,178	(87,088)	162,912
75	<b>Total Funding Transfers</b>	<b>(7,048,221)</b>	<b>(3,602,428)</b>	<b>(7,592,454)</b>	<b>(544,233)</b>
76					
77	<b>Total Expenses After Transfers</b>	<b>31,909,398</b>	<b>27,609,792</b>	<b>36,459,811</b>	<b>4,550,413</b>
78	<b>FC105 - Unrestricted Operating Statement of Activities Net Result</b>	<b>27,672,288</b>	<b>24,873,184</b>	<b>31,929,506</b>	<b>4,257,218</b>
79					


	A	B	C	D	E
1	 UNIVERSITY OF WYOMING	<b>UW Operating Budget</b> <b>Board of Trustees</b>			
2		<b>B2000 - Campus Operations Division</b>			
3			FY2023	FY2024	Variance
4		Budget Amount	Actuals through March 2023	President's Review Version Budget Amount	President's Review FY23 to FY24 Budgets
5	<b>Summary Level Natural Accounts by Fund Class</b>				
80	<b>B20 - Designated Operating</b>				
83	Tuition & Educational Fees Net Summary	-	-	-	-
84	Sales of Goods & Services Summary	-	-	-	-
85	Grants & Contracts Summary	(100,000)	-	(100,000)	-
86	Federal Appropriations Summary	-	-	-	-
87	Other Operating Revenue Summary	-	(2,982)	-	-
88	Non Operating Revenues Summary	-	-	-	-
89	Appropriations Summary	-	-	-	-
90	Gifts Summary	-	-	-	-
91	Investment Income Summary	-	-	-	-
92	Other Non Operating Revenues Summary	-	-	-	-
93	Provost Strategic Initiatives	-	-	-	-
94	Internal Budget Reduction Allocation	-	-	-	-
95	<b>Total Revenue</b>	<b>(100,000)</b>	<b>(2,982)</b>	<b>(100,000)</b>	<b>-</b>
96					
100	Salary & Wages Summary	-	-	-	-
101	Services, Travel, and Supplies	-	3,992	100,000	100,000
102	Util., Repair & Maint., and Rentals	-	-	-	-
103	Int., Claims, Other Exp., Subcontracts, Depr. & Amort.	-	-	-	-
104	Cap. Exp., Discnt. Op., and Other Non-op. Exp.	-	-	-	-
105	<b>Total Expenses Before Transfers</b>	<b>-</b>	<b>3,992</b>	<b>100,000</b>	<b>100,000</b>
106					
108	Internal Allocations & Sales Summary	175,000	-	175,000	-
109	Provisions for Replacement & Depreciation Grouping	-	-	-	-
110	Debt Service Grouping	-	-	-	-
111	Transfers To/From Operations Grouping	585,000	2,214,806	500,000	(85,000)
112	<b>Total Funding Transfers</b>	<b>760,000</b>	<b>2,214,806</b>	<b>675,000</b>	<b>(85,000)</b>
113					
114	<b>Total Expenses After Transfers</b>	<b>760,000</b>	<b>2,218,798</b>	<b>775,000</b>	<b>15,000</b>
115	<b>B20 - Designated Operating Statement of Activities Net Result</b>	<b>660,000</b>	<b>2,215,816</b>	<b>675,000</b>	<b>15,000</b>
116					
117	<b>B30 - Restr Expendable Operating</b>				
120	Tuition & Educational Fees Net Summary	-	-	2,000	2,000
121	Sales of Goods & Services Summary	-	-	-	-
122	Grants & Contracts Summary	-	-	-	-
123	Federal Appropriations Summary	-	-	-	-
124	Other Operating Revenue Summary	-	-	-	-
125	Non Operating Revenues Summary	-	-	-	-
126	Appropriations Summary	-	-	-	-
127	Gifts Summary	(245,361)	(90,036)	(199,257)	46,104
128	Investment Income Summary	-	-	-	-
129	Other Non Operating Revenues Summary	-	-	-	-
130	Provost Strategic Initiatives	-	-	-	-
131	Internal Budget Reduction Allocation	-	-	-	-
132	<b>Total Revenue</b>	<b>(245,361)</b>	<b>(90,036)</b>	<b>(197,257)</b>	<b>48,104</b>
133					
137	Salary & Wages Summary	81,383	46,433	76,157	(5,226)
138	Services, Travel, and Supplies	1,200	342	2,200	1,000
139	Util., Repair & Maint., and Rentals	-	-	-	-
140	Int., Claims, Other Exp., Subcontracts, Depr. & Amort.	-	806	1,300	1,300
141	Cap. Exp., Discnt. Op., and Other Non-op. Exp.	-	-	-	-
142	<b>Total Expenses Before Transfers</b>	<b>82,583</b>	<b>47,580</b>	<b>79,657</b>	<b>(2,926)</b>
143					
144	<b>Total Funding Transfers</b>				
145	Internal Allocations & Sales Summary	162,778	69,955	117,600	(45,178)
146	Provisions for Replacement & Depreciation Grouping	-	-	-	-
147	Debt Service Grouping	-	-	-	-
148	Transfers To/From Operations Grouping	-	-	-	-
149	<b>Total Funding Transfers</b>	<b>162,778</b>	<b>69,955</b>	<b>117,600</b>	<b>(45,178)</b>
150					
151	<b>Total Expenses After Transfers</b>	<b>245,361</b>	<b>117,534</b>	<b>197,257</b>	<b>(48,104)</b>
152	<b>B30 - Restr Expendable Operating Statement of Activities Net Result</b>	<b>(0)</b>	<b>27,499</b>	<b>0</b>	<b>0</b>
153					


	A	B	C	D	E
1	 <b>UNIVERSITY OF WYOMING</b>	<b>UW Operating Budget</b>			
2		<b>Board of Trustees</b>			
3		<b>B2000 - Campus Operations Division</b>			
4		<b>FY2023</b>	<b>FY2024</b>	<b>Variance</b>	
5	<b>Summary Level Natural Accounts by Fund Class</b>	<b>Budget Amount</b>	<b>Actuals through March 2023</b>	<b>President's Review Version Budget Amount</b>	<b>President's Review FY23 to FY24 Budgets</b>
154	<b>B35 - Restr Expendable Non Op</b>				
157	Tuition & Educational Fees Net Summary	-	-	-	-
158	Sales of Goods & Services Summary	-	-	-	-
159	Grants & Contracts Summary	-	-	-	-
160	Federal Appropriations Summary	-	-	-	-
161	Other Operating Revenue Summary	-	-	-	-
162	Non Operating Revenues Summary	-	-	-	-
163	Appropriations Summary	-	-	-	-
164	Gifts Summary	-	-	-	-
165	Investment Income Summary	-	-	-	-
166	Other Non Operating Revenues Summary	-	-	-	-
167	Provost Strategic Initiatives	-	-	-	-
168	Internal Budget Reduction Allocation	-	-	-	-
169	<b>Total Revenue</b>	-	-	-	-
170					
174	Salary & Wages Summary	-	-	-	-
175	Services, Travel, and Supplies	-	-	-	-
176	Util., Repair & Maint., and Rentals	-	-	-	-
177	Int., Claims, Other Exp., Subcontracts, Depr. & Amort.	-	-	-	-
178	Cap. Exp., Discnt. Op., and Other Non-op. Exp.	-	-	-	-
179	<b>Total Expenses Before Transfers</b>	-	-	-	-
180					
182	Internal Allocations & Sales Summary	-	-	-	-
183	Provisions for Replacement & Depreciation Grouping	-	-	-	-
184	Debt Service Grouping	-	-	-	-
185	Transfers To/From Operations Grouping	-	40,270	-	-
186	<b>Total Funding Transfers</b>	-	40,270	-	-
187					
188	<b>Total Expenses After Transfers</b>	-	40,270	-	-
189	<b>B35 - Restr Expendable Non Op Statement of Activities Net Result</b>	-	40,270	-	-
190					
192	<b>B40 - Sponsored Projects Restr</b>				
193	<b>Total Revenue</b>	(2,574,777)	(3,246,882)	(2,843,294)	(268,517)
194	<b>Total Expenses</b>	2,259,284	1,372,458	2,812,251	552,967
195	<b>B40 - Sponsored Projects Restr Statement of Activities Net Result</b>	(315,492)	(1,874,425)	(31,043)	284,449
196					
197	<b>B45 - Govt Funds Non Project</b>				
198	<b>Total Revenue</b>	-	-	-	-
199	<b>Total Expenses</b>	-	-	-	-
200	<b>B45 - Govt Funds Non Project Statement of Activities Net Result</b>	-	-	-	-
201					


	A	B	C	D	E
1	 UNIVERSITY OF WYOMING	<b>UW Operating Budget</b> <b>Board of Trustees</b>			
2		<b>B2100 - Budget &amp; Finance Division</b>			
3					
4		FY2023		FY2024	Variance
5	<b>Summary Level Natural Accounts by Fund Class</b>	<b>Budget Amount</b>	<b>Actuals through March 2023</b>	<b>President's Review Version Budget Amount</b>	<b>President's Review FY23 to FY24 Budgets</b>
6	<b>Total Fund Class</b>				
9	Tuition & Educational Fees Net Summary	22,517,710	18,093,268	26,327,585	3,809,876
10	Sales of Goods & Services Summary	(27,136,491)	(24,024,471)	(28,058,984)	(922,493)
11	Grants & Contracts Summary	(1,983,098)	(44,695,060)	(37,650,640)	(35,667,541)
12	Federal Appropriations Summary	-	-	-	-
13	Other Operating Revenue Summary	(1,984,000)	(1,223,668)	(2,013,000)	(29,000)
14	Non Operating Revenues Summary	-	-	-	-
15	Appropriations Summary	(13,000,000)	(10,704,549)	(13,000,000)	-
16	Gifts Summary	(9,517,710)	(6,753,212)	(13,377,643)	(3,859,934)
17	Investment Income Summary	-	-	-	-
18	Other Non Operating Revenues Summary	(1,123,972)	(1,432,688)	(2,063,386)	(939,414)
19	Provost Strategic Initiatives	-	-	-	-
20	Internal Budget Reduction Allocation	-	-	-	-
21	<b>Total Revenue</b>	<b>(32,227,562)</b>	<b>(70,740,380)</b>	<b>(69,836,068)</b>	<b>(37,608,506)</b>
22					
26	Salary & Wages Summary	20,903,299	15,331,525	22,758,384	1,855,085
27	Services, Travel, and Supplies	6,747,665	8,066,219	7,294,242	546,577
28	Util., Repair & Maint., and Rentals	739,738	702,876	434,155	(305,583)
29	Int., Claims, Other Exp., Subcontracts, Depr. & Amort.	540,800	42,571,403	36,335,247	35,794,447
30	Cap. Exp., Discont. Op., and Other Non-op. Exp.	379,114	3,840,708	78,338	(300,776)
31	<b>Total Expenses Before Transfers</b>	<b>29,310,616</b>	<b>70,512,732</b>	<b>66,900,367</b>	<b>37,589,751</b>
32					
34	Internal Allocations & Sales Summary	1,827,953	(256,095)	1,434,313	(393,640)
35	Provisions for Replacement & Depreciation Grouping	-	-	-	-
36	Debt Service Grouping	10,140,286	4,086,272	11,787,962	1,647,676
37	Transfers To/From Operations Grouping	(1,177,307)	11,382,291	(547,336)	629,971
38	<b>Total Funding Transfers</b>	<b>10,790,932</b>	<b>15,212,468</b>	<b>12,674,938</b>	<b>1,884,006</b>
39					
40	<b>Total Expenses After Transfers</b>	<b>40,101,548</b>	<b>85,725,200</b>	<b>79,575,305</b>	<b>39,473,757</b>
41	<b>Total Fund Class Statement of Activities Net Result</b>	<b>7,873,987</b>	<b>14,984,821</b>	<b>9,739,238</b>	<b>1,865,251</b>
42					
43	<b>FC105 - Unrestricted Operating</b>				
46	Tuition & Educational Fees Net Summary	-	-	-	-
47	Sales of Goods & Services Summary	(27,136,491)	(24,024,471)	(28,058,984)	(922,493)
48	Grants & Contracts Summary	(1,660,000)	(754,165)	(1,415,000)	245,000
49	Federal Appropriations Summary	-	-	-	-
50	Other Operating Revenue Summary	(1,984,000)	(1,040,450)	(2,013,000)	(29,000)
51	Non Operating Revenues Summary	-	-	-	-
52	Appropriations Summary	-	-	-	-
53	Gifts Summary	-	(1)	-	-
54	Investment Income Summary	-	-	-	-
55	Other Non Operating Revenues Summary	(1,100,000)	(1,432,325)	(2,063,386)	(963,386)
56	Provost Strategic Initiatives	-	-	-	-
57	Internal Budget Reduction Allocation	-	-	-	-
58	<b>Total Revenue</b>	<b>(31,880,491)</b>	<b>(27,251,411)</b>	<b>(33,550,370)</b>	<b>(1,669,879)</b>
59					
63	Salary & Wages Summary	20,540,842	14,664,085	22,382,141	1,841,299
64	Services, Travel, and Supplies	6,657,360	7,577,835	7,233,182	575,822
65	Util., Repair & Maint., and Rentals	707,238	415,872	354,385	(352,853)
66	Int., Claims, Other Exp., Subcontracts, Depr. & Amort.	449,950	351,655	273,244	(176,706)
67	Cap. Exp., Discont. Op., and Other Non-op. Exp.	59,500	5,727	74,000	14,500
68	<b>Total Expenses Before Transfers</b>	<b>28,414,890</b>	<b>23,015,174</b>	<b>30,316,952</b>	<b>1,902,062</b>
69					
71	Internal Allocations & Sales Summary	2,026,953	(267,870)	1,691,616	(335,337)
72	Provisions for Replacement & Depreciation Grouping	-	-	-	-
73	Debt Service Grouping	10,140,286	4,086,272	11,787,962	1,647,676
74	Transfers To/From Operations Grouping	(858,250)	165,681	(900,000)	(41,750)
75	<b>Total Funding Transfers</b>	<b>11,308,989</b>	<b>3,984,083</b>	<b>12,579,577</b>	<b>1,270,588</b>
76					
77	<b>Total Expenses After Transfers</b>	<b>39,723,879</b>	<b>26,999,257</b>	<b>42,896,529</b>	<b>3,172,650</b>
78	<b>FC105 - Unrestricted Operating Statement of Activities Net Result</b>	<b>7,843,387</b>	<b>(252,154)</b>	<b>9,346,159</b>	<b>1,502,772</b>
79					


	A	B	C	D	E
1	 UNIVERSITY OF WYOMING	<b>UW Operating Budget</b> <b>Board of Trustees</b>			
2		<b>B2100 - Budget &amp; Finance Division</b>			
3			FY2023	FY2024	Variance
4			Actuals through	President's Review	President's Review
5	<b>Summary Level Natural Accounts by Fund Class</b>	<b>Budget Amount</b>	<b>March 2023</b>	<b>Version Budget</b>	<b>FY23 to FY24</b>
80	<b>B20 - Designated Operating</b>			<b>Amount</b>	<b>Budgets</b>
83	Tuition & Educational Fees Net Summary	-	34,115	-	-
84	Sales of Goods & Services Summary	-	-	-	-
85	Grants & Contracts Summary	-	-	-	-
86	Federal Appropriations Summary	-	-	-	-
87	Other Operating Revenue Summary	-	-	-	-
88	Non Operating Revenues Summary	-	-	-	-
89	Appropriations Summary	-	(22,898)	-	-
90	Gifts Summary	-	-	-	-
91	Investment Income Summary	-	-	-	-
92	Other Non Operating Revenues Summary	-	-	-	-
93	Provost Strategic Initiatives	-	-	-	-
94	Internal Budget Reduction Allocation	-	-	-	-
95	<b>Total Revenue</b>	-	<b>11,217</b>	-	-
96					
100	Salary & Wages Summary	362,457	360,755	376,243	13,786
101	Services, Travel, and Supplies	104,400	343,841	73,975	(30,425)
102	Util., Repair & Maint., and Rentals	32,500	239,004	79,770	47,270
103	Int., Claims, Other Exp., Subcontracts, Depr. & Amort.	90,850	73,403	120,850	30,000
104	Cap. Exp., Discont. Op., and Other Non-op. Exp.	-	-	-	-
105	<b>Total Expenses Before Transfers</b>	<b>590,207</b>	<b>1,017,003</b>	<b>650,838</b>	<b>60,631</b>
106					
108	Internal Allocations & Sales Summary	(199,000)	4,027	(257,760)	(58,760)
109	Provisions for Replacement & Depreciation Grouping	-	-	-	-
110	Debt Service Grouping	-	-	-	-
111	Transfers To/From Operations Grouping	(319,057)	83,752	-	319,057
112	<b>Total Funding Transfers</b>	<b>(518,057)</b>	<b>87,779</b>	<b>(257,760)</b>	<b>260,297</b>
113					
114	<b>Total Expenses After Transfers</b>	<b>72,150</b>	<b>1,104,782</b>	<b>393,078</b>	<b>320,928</b>
115	<b>B20 - Designated Operating Statement of Activities Net Result</b>	<b>72,150</b>	<b>1,115,999</b>	<b>393,078</b>	<b>320,928</b>
116					
117	<b>B30 - Restr Expendable Operating</b>				
120	Tuition & Educational Fees Net Summary	22,517,710	18,058,353	25,885,065	3,367,356
121	Sales of Goods & Services Summary	-	-	-	-
122	Grants & Contracts Summary	-	-	-	-
123	Federal Appropriations Summary	-	-	-	-
124	Other Operating Revenue Summary	-	-	-	-
125	Non Operating Revenues Summary	-	-	-	-
126	Appropriations Summary	(13,000,000)	(10,681,651)	(13,000,000)	-
127	Gifts Summary	(9,517,710)	(6,753,211)	(12,935,123)	(3,417,414)
128	Investment Income Summary	-	-	-	-
129	Other Non Operating Revenues Summary	-	-	-	-
130	Provost Strategic Initiatives	-	-	-	-
131	Internal Budget Reduction Allocation	-	-	-	-
132	<b>Total Revenue</b>	<b>(0)</b>	<b>623,490</b>	<b>(50,058)</b>	<b>(50,058)</b>
133					
137	Salary & Wages Summary	-	2,817	-	-
138	Services, Travel, and Supplies	-	5,678	39,901	39,901
139	Util., Repair & Maint., and Rentals	-	48,000	-	-
140	Int., Claims, Other Exp., Subcontracts, Depr. & Amort.	-	-	9,700	9,700
141	Cap. Exp., Discont. Op., and Other Non-op. Exp.	-	-	-	-
142	<b>Total Expenses Before Transfers</b>	-	<b>56,495</b>	<b>49,601</b>	<b>49,601</b>
143					
144	<b>Total Funding Transfers</b>				
145	Internal Allocations & Sales Summary	-	13,232	457	457
146	Provisions for Replacement & Depreciation Grouping	-	-	-	-
147	Debt Service Grouping	-	-	-	-
148	Transfers To/From Operations Grouping	-	-	-	-
149	<b>Total Funding Transfers</b>	-	<b>13,232</b>	<b>457</b>	<b>457</b>
150					
151	<b>Total Expenses After Transfers</b>	-	<b>69,727</b>	<b>50,058</b>	<b>50,058</b>
152	<b>B30 - Restr Expendable Operating Statement of Activities Net Result</b>	<b>(0)</b>	<b>693,217</b>	<b>(0)</b>	<b>0</b>
153					





	A	B	C	D	E
1	 <b>UNIVERSITY OF WYOMING</b>	<b>UW Operating Budget</b>			
2		<b>Board of Trustees</b>			
3		<b>B2100 - Budget &amp; Finance Division</b>			
4		<b>FY2023</b>		<b>FY2024</b>	<b>Variance</b>
5	<b>Summary Level Natural Accounts by Fund Class</b>	<b>Budget Amount</b>	<b>Actuals through March 2023</b>	<b>President's Review Version Budget Amount</b>	<b>President's Review FY23 to FY24 Budgets</b>
154	<b>B35 - Restr Expendable Non Op</b>				
157	Tuition & Educational Fees Net Summary	-	-	442,520	442,520
158	Sales of Goods & Services Summary	-	-	-	-
159	Grants & Contracts Summary	-	-	-	-
160	Federal Appropriations Summary	-	-	-	-
161	Other Operating Revenue Summary	-	-	-	-
162	Non Operating Revenues Summary	-	-	-	-
163	Appropriations Summary	-	-	-	-
164	Gifts Summary	-	-	(442,520)	(442,520)
165	Investment Income Summary	-	-	-	-
166	Other Non Operating Revenues Summary	-	(306)	-	-
167	Provost Strategic Initiatives	-	-	-	-
168	Internal Budget Reduction Allocation	-	-	-	-
169	<b>Total Revenue</b>	-	(306)	-	-
170					
174	Salary & Wages Summary	-	-	-	-
175	Services, Travel, and Supplies	-	215	-	-
176	Util., Repair & Maint., and Rentals	-	-	-	-
177	Int., Claims, Other Exp., Subcontracts, Depr. & Amort.	-	-	-	-
178	Cap. Exp., Discout. Op., and Other Non-op. Exp.	-	-	-	-
179	<b>Total Expenses Before Transfers</b>	-	215	-	-
180					
182	Internal Allocations & Sales Summary	-	-	-	-
183	Provisions for Replacement & Depreciation Grouping	-	-	-	-
184	Debt Service Grouping	-	-	-	-
185	Transfers To/From Operations Grouping	-	10,000,000	-	-
186	<b>Total Funding Transfers</b>	-	10,000,000	-	-
187					
188	<b>Total Expenses After Transfers</b>	-	10,000,215	-	-
189	<b>B35 - Restr Expendable Non Op Statement of Activities Net Result</b>	-	9,999,909	-	-
190					
192	<b>B40 - Sponsored Projects Restr</b>				
193	<b>Total Revenue</b>	(347,070)	(43,940,095)	(36,235,640)	(35,888,569)
194	<b>Total Expenses</b>	305,519	42,625,489	36,235,640	35,930,120
195	<b>B40 - Sponsored Projects Restr Statement of Activities Net Result</b>	(41,551)	(1,314,606)	-	41,551
196					
197	<b>B45 - Govt Funds Non Project</b>				
198	<b>Total Revenue</b>	-	(183,275)	-	-
199	<b>Total Expenses</b>	-	4,925,731	-	-
200	<b>B45 - Govt Funds Non Project Statement of Activities Net Result</b>	-	4,742,456	-	-
201					


	A	B	C	D	E
1	 UNIVERSITY OF WYOMING	<b>UW Operating Budget</b> <b>Board of Trustees</b>			
2		<b>B3000 - Student Affairs Division</b>			
3					
4		FY2023		FY2024	Variance
5	<b>Summary Level Natural Accounts by Fund Class</b>	Budget Amount	Actuals through March 2023	President's Review Version Budget Amount	President's Review FY23 to FY24 Budgets
6	<b>Total Fund Class</b>				
9	Tuition & Educational Fees Net Summary	(9,801,807)	(8,508,003)	(9,235,255)	566,552
10	Sales of Goods & Services Summary	(476,500)	(355,426)	(2,056,269)	(1,579,769)
11	Grants & Contracts Summary	(40,244)	(113,322)	(11,110)	29,134
12	Federal Appropriations Summary	-	-	-	-
13	Other Operating Revenue Summary	(254,000)	(201,552)	(273,700)	(19,700)
14	Non Operating Revenues Summary	-	-	-	-
15	Appropriations Summary	-	-	-	-
16	Gifts Summary	(280,812)	(331,895)	(248,658)	32,154
17	Investment Income Summary	-	-	-	-
18	Other Non Operating Revenues Summary	2,981	-	-	(2,981)
19	Provost Strategic Initiatives	-	-	-	-
20	Internal Budget Reduction Allocation	-	-	-	-
21	<b>Total Revenue</b>	<b>(10,850,382)</b>	<b>(9,510,199)</b>	<b>(11,824,992)</b>	<b>(974,610)</b>
22					
26	Salary & Wages Summary	10,568,184	7,087,138	11,833,082	1,264,898
27	Services, Travel, and Supplies	2,361,509	1,974,238	2,562,712	201,204
28	Util., Repair & Maint., and Rentals	280,650	49,706	48,450	(232,200)
29	Int., Claims, Other Exp., Subcontracts, Depr. & Amort.	437,802	191,947	301,189	(136,613)
30	Cap. Exp., Discont. Op., and Other Non-op. Exp.	12,701	1,103	13,200	499
31	<b>Total Expenses Before Transfers</b>	<b>13,660,846</b>	<b>9,304,132</b>	<b>14,758,634</b>	<b>1,097,788</b>
32					
34	Internal Allocations & Sales Summary	1,037,150	623,205	1,226,312	189,162
35	Provisions for Replacement & Depreciation Grouping	-	-	350,000	350,000
36	Debt Service Grouping	-	-	-	-
37	Transfers To/From Operations Grouping	(38,375)	403,567	(580,000)	(541,625)
38	<b>Total Funding Transfers</b>	<b>998,775</b>	<b>1,026,772</b>	<b>996,312</b>	<b>(2,463)</b>
39					
40	<b>Total Expenses After Transfers</b>	<b>14,659,620</b>	<b>10,330,903</b>	<b>15,754,946</b>	<b>1,095,326</b>
41	<b>Total Fund Class Statement of Activities Net Result</b>	<b>3,809,239</b>	<b>820,705</b>	<b>3,929,954</b>	<b>120,715</b>
42					
43	<b>FC105 - Unrestricted Operating</b>				
46	Tuition & Educational Fees Net Summary	(8,505,609)	(7,262,908)	(7,950,255)	555,354
47	Sales of Goods & Services Summary	(189,500)	(200,237)	(1,701,269)	(1,511,769)
48	Grants & Contracts Summary	-	-	-	-
49	Federal Appropriations Summary	-	-	-	-
50	Other Operating Revenue Summary	(254,000)	(201,552)	(273,700)	(19,700)
51	Non Operating Revenues Summary	-	-	-	-
52	Appropriations Summary	-	-	-	-
53	Gifts Summary	-	-	-	-
54	Investment Income Summary	-	-	-	-
55	Other Non Operating Revenues Summary	-	-	-	-
56	Provost Strategic Initiatives	-	-	-	-
57	Internal Budget Reduction Allocation	-	-	-	-
58	<b>Total Revenue</b>	<b>(8,949,109)</b>	<b>(7,664,698)</b>	<b>(9,925,224)</b>	<b>(976,115)</b>
59					
63	Salary & Wages Summary	9,469,406	6,387,848	10,557,616	1,088,210
64	Services, Travel, and Supplies	1,613,771	1,438,318	1,786,502	172,731
65	Util., Repair & Maint., and Rentals	268,850	12,893	36,050	(232,800)
66	Int., Claims, Other Exp., Subcontracts, Depr. & Amort.	276,501	119,073	223,900	(52,601)
67	Cap. Exp., Discont. Op., and Other Non-op. Exp.	-	1,103	-	-
68	<b>Total Expenses Before Transfers</b>	<b>11,628,528</b>	<b>7,959,234</b>	<b>12,604,068</b>	<b>975,540</b>
69					
71	Internal Allocations & Sales Summary	1,050,062	565,975	1,097,585	47,523
72	Provisions for Replacement & Depreciation Grouping	-	-	350,000	350,000
73	Debt Service Grouping	-	-	-	-
74	Transfers To/From Operations Grouping	20,000	175,320	(380,000)	(400,000)
75	<b>Total Funding Transfers</b>	<b>1,070,062</b>	<b>741,296</b>	<b>1,067,585</b>	<b>(2,477)</b>
76					
77	<b>Total Expenses After Transfers</b>	<b>12,698,589</b>	<b>8,700,530</b>	<b>13,671,653</b>	<b>973,064</b>
78	<b>FC105 - Unrestricted Operating Statement of Activities Net Result</b>	<b>3,749,481</b>	<b>1,035,832</b>	<b>3,746,429</b>	<b>(3,052)</b>
79					

	A	B	C	D	E
1	 UNIVERSITY OF WYOMING	<b>UW Operating Budget</b> <b>Board of Trustees</b>			
2		<b>B3000 - Student Affairs Division</b>			
3			FY2023	FY2024	Variance
4			President's Review	President's Review	
5	<b>Summary Level Natural Accounts by Fund Class</b>	Budget Amount	Actuals through March 2023	Version Budget Amount	FY23 to FY24 Budgets
80	<b>B20 - Designated Operating</b>				
83	Tuition & Educational Fees Net Summary	(1,339,890)	(1,258,338)	(1,288,900)	50,990
84	Sales of Goods & Services Summary	(287,000)	(155,189)	(355,000)	(68,000)
85	Grants & Contracts Summary	-	(893)	-	-
86	Federal Appropriations Summary	-	-	-	-
87	Other Operating Revenue Summary	-	-	-	-
88	Non Operating Revenues Summary	-	-	-	-
89	Appropriations Summary	-	-	-	-
90	Gifts Summary	-	-	-	-
91	Investment Income Summary	-	-	-	-
92	Other Non Operating Revenues Summary	-	-	-	-
93	Provost Strategic Initiatives	-	-	-	-
94	Internal Budget Reduction Allocation	-	-	-	-
95	<b>Total Revenue</b>	<b>(1,626,890)</b>	<b>(1,414,421)</b>	<b>(1,643,900)</b>	<b>(17,010)</b>
96					
100	Salary & Wages Summary	1,090,328	608,894	1,168,308	77,980
101	Services, Travel, and Supplies	578,314	333,541	660,291	81,977
102	Util., Repair & Maint., and Rentals	10,800	2,121	11,300	500
103	Int., Claims, Other Exp., Subcontracts, Depr. & Amort.	118,401	34,785	68,999	(49,402)
104	Cap. Exp., Discont. Op., and Other Non-op. Exp.	-	-	-	-
105	<b>Total Expenses Before Transfers</b>	<b>1,797,843</b>	<b>979,342</b>	<b>1,908,898</b>	<b>111,055</b>
106					
108	Internal Allocations & Sales Summary	(24,212)	16,865	118,527	142,739
109	Provisions for Replacement & Depreciation Grouping	-	-	-	-
110	Debt Service Grouping	-	-	-	-
111	Transfers To/From Operations Grouping	(58,375)	228,247	(200,000)	(141,625)
112	<b>Total Funding Transfers</b>	<b>(82,587)</b>	<b>245,112</b>	<b>(81,473)</b>	<b>1,114</b>
113					
114	<b>Total Expenses After Transfers</b>	<b>1,715,256</b>	<b>1,224,454</b>	<b>1,827,425</b>	<b>112,169</b>
115	<b>B20 - Designated Operating Statement of Activities Net Result</b>	<b>88,366</b>	<b>(189,967)</b>	<b>183,525</b>	<b>95,159</b>
116					
117	<b>B30 - Restr Expendable Operating</b>				
120	Tuition & Educational Fees Net Summary	43,692	13,244	3,900	(39,792)
121	Sales of Goods & Services Summary	-	-	-	-
122	Grants & Contracts Summary	-	-	-	-
123	Federal Appropriations Summary	-	-	-	-
124	Other Operating Revenue Summary	-	-	-	-
125	Non Operating Revenues Summary	-	-	-	-
126	Appropriations Summary	-	-	-	-
127	Gifts Summary	(280,812)	(331,895)	(182,220)	98,592
128	Investment Income Summary	-	-	-	-
129	Other Non Operating Revenues Summary	-	-	-	-
130	Provost Strategic Initiatives	-	-	-	-
131	Internal Budget Reduction Allocation	-	-	-	-
132	<b>Total Revenue</b>	<b>(237,121)</b>	<b>(318,651)</b>	<b>(178,320)</b>	<b>58,801</b>
133					
137	Salary & Wages Summary	8,450	15,421	40,720	32,270
138	Services, Travel, and Supplies	173,471	176,901	120,750	(52,721)
139	Util., Repair & Maint., and Rentals	1,000	34,692	1,100	100
140	Int., Claims, Other Exp., Subcontracts, Depr. & Amort.	42,900	16,962	5,550	(37,350)
141	Cap. Exp., Discont. Op., and Other Non-op. Exp.	-	-	-	-
142	<b>Total Expenses Before Transfers</b>	<b>225,821</b>	<b>243,976</b>	<b>168,120</b>	<b>(57,701)</b>
143					
144	<b>Total Funding Transfers</b>				
145	Internal Allocations & Sales Summary	11,300	40,364	10,200	(1,100)
146	Provisions for Replacement & Depreciation Grouping	-	-	-	-
147	Debt Service Grouping	-	-	-	-
148	Transfers To/From Operations Grouping	-	-	-	-
149	<b>Total Funding Transfers</b>	<b>11,300</b>	<b>40,364</b>	<b>10,200</b>	<b>(1,100)</b>
150					
151	<b>Total Expenses After Transfers</b>	<b>237,121</b>	<b>284,340</b>	<b>178,320</b>	<b>(58,801)</b>
152	<b>B30 - Restr Expendable Operating Statement of Activities Net Result</b>	<b>(0)</b>	<b>(34,311)</b>	<b>(0)</b>	<b>0</b>
153					


	A	B	C	D	E
1	 <b>UNIVERSITY OF WYOMING</b>	<b>UW Operating Budget</b>			
2		<b>Board of Trustees</b>			
3		<b>B3000 - Student Affairs Division</b>			
4		<b>FY2023</b>		<b>FY2024</b>	<b>Variance</b>
5	<b>Summary Level Natural Accounts by Fund Class</b>	<b>Budget Amount</b>	<b>Actuals through March 2023</b>	<b>President's Review Version Budget Amount</b>	<b>President's Review FY23 to FY24 Budgets</b>
154	<b>B35 - Restr Expendable Non Op</b>				
157	Tuition & Educational Fees Net Summary	-	-	-	-
158	Sales of Goods & Services Summary	-	-	-	-
159	Grants & Contracts Summary	-	-	-	-
160	Federal Appropriations Summary	-	-	-	-
161	Other Operating Revenue Summary	-	-	-	-
162	Non Operating Revenues Summary	-	-	-	-
163	Appropriations Summary	-	-	-	-
164	Gifts Summary	-	-	-	-
165	Investment Income Summary	-	-	-	-
166	Other Non Operating Revenues Summary	-	-	-	-
167	Provost Strategic Initiatives	-	-	-	-
168	Internal Budget Reduction Allocation	-	-	-	-
169	<b>Total Revenue</b>	-	-	-	-
170					
174	Salary & Wages Summary	-	-	-	-
175	Services, Travel, and Supplies	-	-	-	-
176	Util., Repair & Maint., and Rentals	-	-	-	-
177	Int., Claims, Other Exp., Subcontracts, Depr. & Amort.	-	-	-	-
178	Cap. Exp., Discnt. Op., and Other Non-op. Exp.	-	-	-	-
179	<b>Total Expenses Before Transfers</b>	-	-	-	-
180					
182	Internal Allocations & Sales Summary	-	-	-	-
183	Provisions for Replacement & Depreciation Grouping	-	-	-	-
184	Debt Service Grouping	-	-	-	-
185	Transfers To/From Operations Grouping	-	-	-	-
186	<b>Total Funding Transfers</b>	-	-	-	-
187					
188	<b>Total Expenses After Transfers</b>	-	-	-	-
189	<b>B35 - Restr Expendable Non Op Statement of Activities Net Result</b>	-	-	-	-
190					
192	<b>B40 - Sponsored Projects Restr</b>				
193	<b>Total Revenue</b>	<b>(37,262)</b>	<b>(112,429)</b>	<b>(77,548)</b>	<b>(40,286)</b>
194	<b>Total Expenses</b>	<b>8,654</b>	<b>121,580</b>	<b>77,548</b>	<b>68,894</b>
195	<b>B40 - Sponsored Projects Restr Statement of Activities Net Result</b>	<b>(28,608)</b>	<b>9,151</b>	<b>(0)</b>	<b>28,608</b>
196					
197	<b>B45 - Govt Funds Non Project</b>				
198	<b>Total Revenue</b>	-	-	-	-
199	<b>Total Expenses</b>	-	-	-	-
200	<b>B45 - Govt Funds Non Project Statement of Activities Net Result</b>	-	-	-	-
201					


	A	B	C	D	E
1	 <b>UNIVERSITY OF WYOMING</b> <b>32001 - ASUW</b>	<b>UW Operating Budget</b> <b>Board of Trustees</b>			
2					
3					
4		<b>FY2023</b>		<b>FY2024</b>	<b>Variance</b>
5	<b>Summary Level Natural Accounts by Fund Class</b>	<b>Budget Amount</b>	<b>Actuals through March 2023</b>	<b>President's Review Version Budget Amount</b>	<b>President's Review FY23 to FY24 Budgets</b>
6	<b>Total Fund Class</b>				
9	Tuition & Educational Fees Net Summary	(956,390)	(902,805)	(902,400)	53,990
10	Sales of Goods & Services Summary	-	-	-	-
11	Grants & Contracts Summary	-	-	-	-
12	Federal Appropriations Summary	-	-	-	-
13	Other Operating Revenue Summary	-	-	-	-
14	Non Operating Revenues Summary	-	-	-	-
15	Appropriations Summary	-	-	-	-
16	Gifts Summary	(124,000)	(83,127)	(87,500)	36,500
17	Investment Income Summary	-	-	-	-
18	Other Non Operating Revenues Summary	-	-	-	-
19	Provost Strategic Initiatives	-	-	-	-
20	Internal Budget Reduction Allocation	-	-	-	-
21	<b>Total Revenue</b>	<b>(1,080,390)</b>	<b>(985,932)</b>	<b>(989,900)</b>	<b>90,490</b>
22					
26	Salary & Wages Summary	633,123	364,548	621,283	(11,840)
27	Services, Travel, and Supplies	369,629	160,097	318,166	(51,463)
28	Util., Repair & Maint., and Rentals	1,000	1,622	1,500	500
29	Int., Claims, Other Exp., Subcontracts, Depr. & Amort.	125,301	19,844	32,524	(92,777)
30	Cap. Exp., Discont. Op., and Other Non-op. Exp.	-	-	-	-
31	<b>Total Expenses Before Transfers</b>	<b>1,129,053</b>	<b>546,111</b>	<b>973,473</b>	<b>(155,580)</b>
32					
34	Internal Allocations & Sales Summary	10,388	33,043	14,027	3,639
35	Provisions for Replacement & Depreciation Grouping	-	-	-	-
36	Debt Service Grouping	-	-	-	-
37	Transfers To/From Operations Grouping	-	-	-	-
38	<b>Total Funding Transfers</b>	<b>10,388</b>	<b>33,043</b>	<b>14,027</b>	<b>3,639</b>
39					
40	<b>Total Expenses After Transfers</b>	<b>1,139,441</b>	<b>579,154</b>	<b>987,500</b>	<b>(151,941)</b>
41	<b>Total Fund Class Statement of Activities Net Result</b>	<b>59,051</b>	<b>(406,777)</b>	<b>(2,400)</b>	<b>(61,451)</b>
42					
43	<b>FC105 - Unrestricted Operating</b>				
46	Tuition & Educational Fees Net Summary	-	2,500	-	-
47	Sales of Goods & Services Summary	-	-	-	-
48	Grants & Contracts Summary	-	-	-	-
49	Federal Appropriations Summary	-	-	-	-
50	Other Operating Revenue Summary	-	-	-	-
51	Non Operating Revenues Summary	-	-	-	-
52	Appropriations Summary	-	-	-	-
53	Gifts Summary	-	-	-	-
54	Investment Income Summary	-	-	-	-
55	Other Non Operating Revenues Summary	-	-	-	-
56	Provost Strategic Initiatives	-	-	-	-
57	Internal Budget Reduction Allocation	-	-	-	-
58	<b>Total Revenue</b>	<b>-</b>	<b>2,500</b>	<b>-</b>	<b>-</b>
59					
63	Salary & Wages Summary	-	11,031	-	-
64	Services, Travel, and Supplies	-	(1,240)	-	-
65	Util., Repair & Maint., and Rentals	-	-	-	-
66	Int., Claims, Other Exp., Subcontracts, Depr. & Amort.	-	-	-	-
67	Cap. Exp., Discont. Op., and Other Non-op. Exp.	-	-	-	-
68	<b>Total Expenses Before Transfers</b>	<b>-</b>	<b>9,790</b>	<b>-</b>	<b>-</b>
69					
71	Internal Allocations & Sales Summary	-	460	-	-
72	Provisions for Replacement & Depreciation Grouping	-	-	-	-
73	Debt Service Grouping	-	-	-	-
74	Transfers To/From Operations Grouping	-	-	-	-
75	<b>Total Funding Transfers</b>	<b>-</b>	<b>460</b>	<b>-</b>	<b>-</b>
76					
77	<b>Total Expenses After Transfers</b>	<b>-</b>	<b>10,250</b>	<b>-</b>	<b>-</b>
78	<b>FC105 - Unrestricted Operating Statement of Activities Net Result</b>	<b>-</b>	<b>12,750</b>	<b>-</b>	<b>-</b>
79					


	A	B	C	D	E
1	 <b>UNIVERSITY OF WYOMING</b>	<b>UW Operating Budget</b>			
2		<b>Board of Trustees</b>			
3		<b>32001 - ASUW</b>			
4		<b>FY2023</b>		<b>FY2024</b>	<b>Variance</b>
5	<b>Summary Level Natural Accounts by Fund Class</b>	<b>Budget Amount</b>	<b>Actuals through March 2023</b>	<b>President's Review Version Budget Amount</b>	<b>President's Review FY23 to FY24 Budgets</b>
80	<b>B20 - Designated Operating</b>				
83	Tuition & Educational Fees Net Summary	(956,390)	(905,305)	(903,900)	52,490
84	Sales of Goods & Services Summary	-	-	-	-
85	Grants & Contracts Summary	-	-	-	-
86	Federal Appropriations Summary	-	-	-	-
87	Other Operating Revenue Summary	-	-	-	-
88	Non Operating Revenues Summary	-	-	-	-
89	Appropriations Summary	-	-	-	-
90	Gifts Summary	-	-	-	-
91	Investment Income Summary	-	-	-	-
92	Other Non Operating Revenues Summary	-	-	-	-
93	Provost Strategic Initiatives	-	-	-	-
94	Internal Budget Reduction Allocation	-	-	-	-
95	<b>Total Revenue</b>	<b>(956,390)</b>	<b>(905,305)</b>	<b>(903,900)</b>	<b>52,490</b>
96					
100	Salary & Wages Summary	633,123	353,518	621,283	(11,840)
101	Services, Travel, and Supplies	286,629	130,499	235,416	(51,213)
102	Util., Repair & Maint., and Rentals	1,000	1,622	1,500	500
103	Int., Claims, Other Exp., Subcontracts, Depr. & Amort.	85,301	15,598	30,274	(55,027)
104	Cap. Exp., Discont. Op., and Other Non-op. Exp.	-	-	-	-
105	<b>Total Expenses Before Transfers</b>	<b>1,006,053</b>	<b>501,236</b>	<b>888,473</b>	<b>(117,580)</b>
106					
108	Internal Allocations & Sales Summary	9,388	23,412	13,027	3,639
109	Provisions for Replacement & Depreciation Grouping	-	-	-	-
110	Debt Service Grouping	-	-	-	-
111	Transfers To/From Operations Grouping	-	-	-	-
112	<b>Total Funding Transfers</b>	<b>9,388</b>	<b>23,412</b>	<b>13,027</b>	<b>3,639</b>
113					
114	<b>Total Expenses After Transfers</b>	<b>1,015,441</b>	<b>524,648</b>	<b>901,500</b>	<b>(113,941)</b>
115	<b>B20 - Designated Operating Statement of Activities Net Result</b>	<b>59,051</b>	<b>(380,658)</b>	<b>(2,400)</b>	<b>(61,451)</b>
116					
117	<b>B30 - Restr Expendable Operating</b>				
120	Tuition & Educational Fees Net Summary	-	-	1,500	1,500
121	Sales of Goods & Services Summary	-	-	-	-
122	Grants & Contracts Summary	-	-	-	-
123	Federal Appropriations Summary	-	-	-	-
124	Other Operating Revenue Summary	-	-	-	-
125	Non Operating Revenues Summary	-	-	-	-
126	Appropriations Summary	-	-	-	-
127	Gifts Summary	(124,000)	(83,127)	(87,500)	36,500
128	Investment Income Summary	-	-	-	-
129	Other Non Operating Revenues Summary	-	-	-	-
130	Provost Strategic Initiatives	-	-	-	-
131	Internal Budget Reduction Allocation	-	-	-	-
132	<b>Total Revenue</b>	<b>(124,000)</b>	<b>(83,127)</b>	<b>(86,000)</b>	<b>38,000</b>
133					
137	Salary & Wages Summary	-	-	-	-
138	Services, Travel, and Supplies	83,000	30,839	82,750	(250)
139	Util., Repair & Maint., and Rentals	-	-	-	-
140	Int., Claims, Other Exp., Subcontracts, Depr. & Amort.	40,000	4,246	2,250	(37,750)
141	Cap. Exp., Discont. Op., and Other Non-op. Exp.	-	-	-	-
142	<b>Total Expenses Before Transfers</b>	<b>123,000</b>	<b>35,085</b>	<b>85,000</b>	<b>(38,000)</b>
143					
144	<b>Total Funding Transfers</b>				
145	Internal Allocations & Sales Summary	1,000	9,171	1,000	-
146	Provisions for Replacement & Depreciation Grouping	-	-	-	-
147	Debt Service Grouping	-	-	-	-
148	Transfers To/From Operations Grouping	-	-	-	-
149	<b>Total Funding Transfers</b>	<b>1,000</b>	<b>9,171</b>	<b>1,000</b>	<b>-</b>
150					
151	<b>Total Expenses After Transfers</b>	<b>124,000</b>	<b>44,256</b>	<b>86,000</b>	<b>(38,000)</b>
152	<b>B30 - Restr Expendable Operating Statement of Activities Net Result</b>	<b>0</b>	<b>(38,870)</b>	<b>0</b>	<b>-</b>
153					


	A	B	C	D	E
1	 <b>UNIVERSITY OF WYOMING</b> <b>32001 - ASUW</b>	<b>UW Operating Budget</b> <b>Board of Trustees</b>			
2					
3					
4		FY2023	FY2024	Variance	
5	<b>Summary Level Natural Accounts by Fund Class</b>	Budget Amount	Actuals through March 2023	President's Review Version Budget Amount	President's Review FY23 to FY24 Budgets
154	<b>B35 - Restr Expendable Non Op</b>				
157	Tuition & Educational Fees Net Summary	-	-	-	-
158	Sales of Goods & Services Summary	-	-	-	-
159	Grants & Contracts Summary	-	-	-	-
160	Federal Appropriations Summary	-	-	-	-
161	Other Operating Revenue Summary	-	-	-	-
162	Non Operating Revenues Summary	-	-	-	-
163	Appropriations Summary	-	-	-	-
164	Gifts Summary	-	-	-	-
165	Investment Income Summary	-	-	-	-
166	Other Non Operating Revenues Summary	-	-	-	-
167	Provost Strategic Initiatives	-	-	-	-
168	Internal Budget Reduction Allocation	-	-	-	-
169	<b>Total Revenue</b>	-	-	-	-
170					
174	Salary & Wages Summary	-	-	-	-
175	Services, Travel, and Supplies	-	-	-	-
176	Util., Repair & Maint., and Rentals	-	-	-	-
177	Int., Claims, Other Exp., Subcontracts, Depr. & Amort.	-	-	-	-
178	Cap. Exp., Discout. Op., and Other Non-op. Exp.	-	-	-	-
179	<b>Total Expenses Before Transfers</b>	-	-	-	-
180					
182	Internal Allocations & Sales Summary	-	-	-	-
183	Provisions for Replacement & Depreciation Grouping	-	-	-	-
184	Debt Service Grouping	-	-	-	-
185	Transfers To/From Operations Grouping	-	-	-	-
186	<b>Total Funding Transfers</b>	-	-	-	-
187					
188	<b>Total Expenses After Transfers</b>	-	-	-	-
189	<b>B35 - Restr Expendable Non Op Statement of Activities Net Result</b>	-	-	-	-
190					
192	<b>B40 - Sponsored Projects Restr</b>				
193	<b>Total Revenue</b>	-	-	-	-
194	<b>Total Expenses</b>	-	-	-	-
195	<b>B40 - Sponsored Projects Restr Statement of Activities Net Result</b>	-	-	-	-
196					
197	<b>B45 - Govt Funds Non Project</b>				
198	<b>Total Revenue</b>	-	-	-	-
199	<b>Total Expenses</b>	-	-	-	-
200	<b>B45 - Govt Funds Non Project Statement of Activities Net Result</b>	-	-	-	-
201					





	A	B	C	D	E
1	 <b>UNIVERSITY OF WYOMING</b>	<b>UW Operating Budget</b>			
2		<b>Board of Trustees</b>			
3		<b>B4000 - Information Technology Division</b>			
4		<b>FY2023</b>		<b>FY2024</b>	<b>Variance</b>
5	<b>Summary Level Natural Accounts by Fund Class</b>	<b>Budget Amount</b>	<b>Actuals through March 2023</b>	<b>President's Review Version Budget Amount</b>	<b>President's Review FY23 to FY24 Budgets</b>
6	<b>Total Fund Class</b>				
9	Tuition & Educational Fees Net Summary	-	10	-	-
10	Sales of Goods & Services Summary	(16,000)	(10,083)	(17,000)	(1,000)
11	Grants & Contracts Summary	-	(1,110)	-	-
12	Federal Appropriations Summary	-	-	-	-
13	Other Operating Revenue Summary	(185,500)	(119,982)	(160,500)	25,000
14	Non Operating Revenues Summary	-	-	-	-
15	Appropriations Summary	-	-	-	-
16	Gifts Summary	-	(13,472)	-	-
17	Investment Income Summary	-	-	-	-
18	Other Non Operating Revenues Summary	-	-	-	-
19	Provost Strategic Initiatives	-	-	-	-
20	Internal Budget Reduction Allocation	-	-	-	-
21	<b>Total Revenue</b>	<b>(201,500)</b>	<b>(144,637)</b>	<b>(177,500)</b>	<b>24,000</b>
22					
26	Salary & Wages Summary	10,940,473	7,664,096	11,335,493	395,020
27	Services, Travel, and Supplies	4,134,320	4,703,629	4,483,540	349,220
28	Util., Repair & Maint., and Rentals	1,185,300	839,676	1,706,000	520,700
29	Int., Claims, Other Exp., Subcontracts, Depr. & Amort.	1,688,800	719,726	1,704,360	15,560
30	Cap. Exp., Discont. Op., and Other Non-op. Exp.	-	-	-	-
31	<b>Total Expenses Before Transfers</b>	<b>17,948,893</b>	<b>13,927,127</b>	<b>19,229,393</b>	<b>1,280,500</b>
32					
34	Internal Allocations & Sales Summary	(3,405,340)	(2,111,223)	(3,461,880)	(56,540)
35	Provisions for Replacement & Depreciation Grouping	450,000	-	(354,000)	(804,000)
36	Debt Service Grouping	-	-	-	-
37	Transfers To/From Operations Grouping	(429,056)	36,963	(429,056)	-
38	<b>Total Funding Transfers</b>	<b>(3,384,396)</b>	<b>(2,074,260)</b>	<b>(4,244,936)</b>	<b>(860,540)</b>
39					
40	<b>Total Expenses After Transfers</b>	<b>14,564,497</b>	<b>11,852,867</b>	<b>14,984,457</b>	<b>419,960</b>
41	<b>Total Fund Class Statement of Activities Net Result</b>	<b>14,362,997</b>	<b>11,708,229</b>	<b>14,806,957</b>	<b>443,960</b>
42					
43	<b>FC105 - Unrestricted Operating</b>				
46	Tuition & Educational Fees Net Summary	-	10	-	-
47	Sales of Goods & Services Summary	(16,000)	(10,083)	(17,000)	(1,000)
48	Grants & Contracts Summary	-	-	-	-
49	Federal Appropriations Summary	-	-	-	-
50	Other Operating Revenue Summary	(185,500)	(119,982)	(160,500)	25,000
51	Non Operating Revenues Summary	-	-	-	-
52	Appropriations Summary	-	-	-	-
53	Gifts Summary	-	-	-	-
54	Investment Income Summary	-	-	-	-
55	Other Non Operating Revenues Summary	-	-	-	-
56	Provost Strategic Initiatives	-	-	-	-
57	Internal Budget Reduction Allocation	-	-	-	-
58	<b>Total Revenue</b>	<b>(201,500)</b>	<b>(130,055)</b>	<b>(177,500)</b>	<b>24,000</b>
59					
63	Salary & Wages Summary	10,899,270	7,630,222	11,290,027	390,756
64	Services, Travel, and Supplies	3,821,449	4,546,916	4,158,669	337,220
65	Util., Repair & Maint., and Rentals	1,185,300	839,676	1,706,000	520,700
66	Int., Claims, Other Exp., Subcontracts, Depr. & Amort.	1,583,750	718,463	1,695,210	111,460
67	Cap. Exp., Discont. Op., and Other Non-op. Exp.	-	-	-	-
68	<b>Total Expenses Before Transfers</b>	<b>17,489,769</b>	<b>13,735,278</b>	<b>18,849,906</b>	<b>1,360,136</b>
69					
71	Internal Allocations & Sales Summary	(3,405,340)	(2,122,819)	(3,556,880)	(151,540)
72	Provisions for Replacement & Depreciation Grouping	450,000	-	(354,000)	(804,000)
73	Debt Service Grouping	-	-	-	-
74	Transfers To/From Operations Grouping	-	-	-	-
75	<b>Total Funding Transfers</b>	<b>(2,955,340)</b>	<b>(2,122,819)</b>	<b>(3,910,880)</b>	<b>(955,540)</b>
76					
77	<b>Total Expenses After Transfers</b>	<b>14,534,429</b>	<b>11,612,459</b>	<b>14,939,026</b>	<b>404,596</b>
78	<b>FC105 - Unrestricted Operating Statement of Activities Net Result</b>	<b>14,332,929</b>	<b>11,482,404</b>	<b>14,761,526</b>	<b>428,596</b>
79					


	A	B	C	D	E
1	 <b>UNIVERSITY OF WYOMING</b>	<b>UW Operating Budget</b>			
2		<b>Board of Trustees</b>			
3		<b>B4000 - Information Technology Division</b>			
4		<b>FY2023</b>		<b>FY2024</b>	<b>Variance</b>
5	<b>Summary Level Natural Accounts by Fund Class</b>	<b>Budget Amount</b>	<b>Actuals through March 2023</b>	<b>President's Review Version Budget Amount</b>	<b>President's Review FY23 to FY24 Budgets</b>
80	<b>B20 - Designated Operating</b>				
83	Tuition & Educational Fees Net Summary	-	-	-	-
84	Sales of Goods & Services Summary	-	-	-	-
85	Grants & Contracts Summary	-	-	-	-
86	Federal Appropriations Summary	-	-	-	-
87	Other Operating Revenue Summary	-	-	-	-
88	Non Operating Revenues Summary	-	-	-	-
89	Appropriations Summary	-	-	-	-
90	Gifts Summary	-	-	-	-
91	Investment Income Summary	-	-	-	-
92	Other Non Operating Revenues Summary	-	-	-	-
93	Provost Strategic Initiatives	-	-	-	-
94	Internal Budget Reduction Allocation	-	-	-	-
95	<b>Total Revenue</b>	-	-	-	-
96					
100	Salary & Wages Summary	41,203	33,873	45,466	4,263
101	Services, Travel, and Supplies	312,871	141,117	324,871	12,000
102	Util., Repair & Maint., and Rentals	-	(0)	-	-
103	Int., Claims, Other Exp., Subcontracts, Depr. & Amort.	105,050	(0)	9,150	(95,900)
104	Cap. Exp., Discont. Op., and Other Non-op. Exp.	-	-	-	-
105	<b>Total Expenses Before Transfers</b>	<b>459,124</b>	<b>174,990</b>	<b>379,487</b>	<b>(79,637)</b>
106					
108	Internal Allocations & Sales Summary	-	5,971	95,000	95,000
109	Provisions for Replacement & Depreciation Grouping	-	-	-	-
110	Debt Service Grouping	-	-	-	-
111	Transfers To/From Operations Grouping	(429,056)	36,963	(429,056)	-
112	<b>Total Funding Transfers</b>	<b>(429,056)</b>	<b>42,934</b>	<b>(334,056)</b>	<b>95,000</b>
113					
114	<b>Total Expenses After Transfers</b>	<b>30,068</b>	<b>217,924</b>	<b>45,431</b>	<b>15,363</b>
115	<b>B20 - Designated Operating Statement of Activities Net Result</b>	<b>30,068</b>	<b>217,924</b>	<b>45,431</b>	<b>15,363</b>
116					
117	<b>B30 - Restr Expendable Operating</b>				
120	Tuition & Educational Fees Net Summary	-	-	-	-
121	Sales of Goods & Services Summary	-	-	-	-
122	Grants & Contracts Summary	-	-	-	-
123	Federal Appropriations Summary	-	-	-	-
124	Other Operating Revenue Summary	-	-	-	-
125	Non Operating Revenues Summary	-	-	-	-
126	Appropriations Summary	-	-	-	-
127	Gifts Summary	-	(13,472)	-	-
128	Investment Income Summary	-	-	-	-
129	Other Non Operating Revenues Summary	-	-	-	-
130	Provost Strategic Initiatives	-	-	-	-
131	Internal Budget Reduction Allocation	-	-	-	-
132	<b>Total Revenue</b>	-	(13,472)	-	-
133					
137	Salary & Wages Summary	-	-	-	-
138	Services, Travel, and Supplies	-	14,817	-	-
139	Util., Repair & Maint., and Rentals	-	-	-	-
140	Int., Claims, Other Exp., Subcontracts, Depr. & Amort.	-	1,185	-	-
141	Cap. Exp., Discont. Op., and Other Non-op. Exp.	-	-	-	-
142	<b>Total Expenses Before Transfers</b>	-	<b>16,002</b>	-	-
143					
144	<b>Total Funding Transfers</b>	-	-	-	-
145	Internal Allocations & Sales Summary	-	5,625	-	-
146	Provisions for Replacement & Depreciation Grouping	-	-	-	-
147	Debt Service Grouping	-	-	-	-
148	Transfers To/From Operations Grouping	-	-	-	-
149	<b>Total Funding Transfers</b>	-	<b>5,625</b>	-	-
150					
151	<b>Total Expenses After Transfers</b>	-	<b>21,627</b>	-	-
152	<b>B30 - Restr Expendable Operating Statement of Activities Net Result</b>	-	<b>8,155</b>	-	-
153					

	A	B	C	D	E
1	 <b>UNIVERSITY OF WYOMING</b>	<b>UW Operating Budget</b>			
2		<b>Board of Trustees</b>			
3		<b>B4000 - Information Technology Division</b>			
4		<b>FY2023</b>		<b>FY2024</b>	<b>Variance</b>
5	<b>Summary Level Natural Accounts by Fund Class</b>	<b>Budget Amount</b>	<b>Actuals through March 2023</b>	<b>President's Review Version Budget Amount</b>	<b>President's Review FY23 to FY24 Budgets</b>
154	<b>B35 - Restr Expendable Non Op</b>				
157	Tuition & Educational Fees Net Summary	-	-	-	-
158	Sales of Goods & Services Summary	-	-	-	-
159	Grants & Contracts Summary	-	-	-	-
160	Federal Appropriations Summary	-	-	-	-
161	Other Operating Revenue Summary	-	-	-	-
162	Non Operating Revenues Summary	-	-	-	-
163	Appropriations Summary	-	-	-	-
164	Gifts Summary	-	-	-	-
165	Investment Income Summary	-	-	-	-
166	Other Non Operating Revenues Summary	-	-	-	-
167	Provost Strategic Initiatives	-	-	-	-
168	Internal Budget Reduction Allocation	-	-	-	-
169	<b>Total Revenue</b>	-	-	-	-
170					
174	Salary & Wages Summary	-	-	-	-
175	Services, Travel, and Supplies	-	-	-	-
176	Util., Repair & Maint., and Rentals	-	-	-	-
177	Int., Claims, Other Exp., Subcontracts, Depr. & Amort.	-	-	-	-
178	Cap. Exp., Discnt. Op., and Other Non-op. Exp.	-	-	-	-
179	<b>Total Expenses Before Transfers</b>	-	-	-	-
180					
182	Internal Allocations & Sales Summary	-	-	-	-
183	Provisions for Replacement & Depreciation Grouping	-	-	-	-
184	Debt Service Grouping	-	-	-	-
185	Transfers To/From Operations Grouping	-	-	-	-
186	<b>Total Funding Transfers</b>	-	-	-	-
187					
188	<b>Total Expenses After Transfers</b>	-	-	-	-
189	<b>B35 - Restr Expendable Non Op Statement of Activities Net Result</b>	-	-	-	-
190					
192	<b>B40 - Sponsored Projects Restr</b>				
193	<b>Total Revenue</b>	-	(1,110)	-	-
194	<b>Total Expenses</b>	-	856	-	-
195	<b>B40 - Sponsored Projects Restr Statement of Activities Net Result</b>	-	(254)	-	-
196					
197	<b>B45 - Govt Funds Non Project</b>				
198	<b>Total Revenue</b>	-	-	-	-
199	<b>Total Expenses</b>	-	-	-	-
200	<b>B45 - Govt Funds Non Project Statement of Activities Net Result</b>	-	-	-	-
201					


	A	B	C	D	E
1	 <b>UNIVERSITY OF WYOMING</b>	<b>UW Operating Budget</b>			
2		<b>Board of Trustees</b>			
3		<b>B5000 - Institutional Advancement &amp; UW Foundation Division</b>			
4		<b>FY2023</b>	<b>FY2024</b>	<b>Variance</b>	
5	<b>Summary Level Natural Accounts by Fund Class</b>	<b>Budget Amount</b>	<b>Actuals through March 2023</b>	<b>President's Review Version Budget Amount</b>	<b>President's Review FY23 to FY24 Budgets</b>
6	<b>Total Fund Class</b>				
9	Tuition & Educational Fees Net Summary	-	-	-	-
10	Sales of Goods & Services Summary	-	-	-	-
11	Grants & Contracts Summary	-	-	-	-
12	Federal Appropriations Summary	-	-	-	-
13	Other Operating Revenue Summary	-	-	-	-
14	Non Operating Revenues Summary	-	-	-	-
15	Appropriations Summary	-	-	-	-
16	Gifts Summary	(6,709,402)	(4,265,089)	(7,900,910)	(1,191,508)
17	Investment Income Summary	-	-	-	-
18	Other Non Operating Revenues Summary	-	-	-	-
19	Provost Strategic Initiatives	-	-	-	-
20	Internal Budget Reduction Allocation	-	-	-	-
21	<b>Total Revenue</b>	<b>(6,709,402)</b>	<b>(4,265,089)</b>	<b>(7,900,910)</b>	<b>(1,191,508)</b>
22					
26	Salary & Wages Summary	7,470,380	5,705,763	8,721,888	1,251,507
27	Services, Travel, and Supplies	-	-	-	-
28	Util., Repair & Maint., and Rentals	-	-	-	-
29	Int., Claims, Other Exp., Subcontracts, Depr. & Amort.	-	-	-	-
30	Cap. Exp., Discont. Op., and Other Non-op. Exp.	-	-	-	-
31	<b>Total Expenses Before Transfers</b>	<b>7,470,380</b>	<b>5,705,763</b>	<b>8,721,888</b>	<b>1,251,507</b>
32					
34	Internal Allocations & Sales Summary	-	-	-	-
35	Provisions for Replacement & Depreciation Grouping	-	-	-	-
36	Debt Service Grouping	-	-	-	-
37	Transfers To/From Operations Grouping	-	-	-	-
38	<b>Total Funding Transfers</b>	<b>-</b>	<b>-</b>	<b>-</b>	<b>-</b>
39					
40	<b>Total Expenses After Transfers</b>	<b>7,470,380</b>	<b>5,705,763</b>	<b>8,721,888</b>	<b>1,251,507</b>
41	<b>Total Fund Class Statement of Activities Net Result</b>	<b>760,978</b>	<b>1,440,674</b>	<b>820,978</b>	<b>59,999</b>
42					
43	<b>FC105 - Unrestricted Operating</b>				
46	Tuition & Educational Fees Net Summary	-	-	-	-
47	Sales of Goods & Services Summary	-	-	-	-
48	Grants & Contracts Summary	-	-	-	-
49	Federal Appropriations Summary	-	-	-	-
50	Other Operating Revenue Summary	-	-	-	-
51	Non Operating Revenues Summary	-	-	-	-
52	Appropriations Summary	-	-	-	-
53	Gifts Summary	(6,709,402)	(4,265,089)	(7,900,910)	(1,191,508)
54	Investment Income Summary	-	-	-	-
55	Other Non Operating Revenues Summary	-	-	-	-
56	Provost Strategic Initiatives	-	-	-	-
57	Internal Budget Reduction Allocation	-	-	-	-
58	<b>Total Revenue</b>	<b>(6,709,402)</b>	<b>(4,265,089)</b>	<b>(7,900,910)</b>	<b>(1,191,508)</b>
59					
63	Salary & Wages Summary	7,470,380	5,705,763	8,721,888	1,251,507
64	Services, Travel, and Supplies	-	-	-	-
65	Util., Repair & Maint., and Rentals	-	-	-	-
66	Int., Claims, Other Exp., Subcontracts, Depr. & Amort.	-	-	-	-
67	Cap. Exp., Discont. Op., and Other Non-op. Exp.	-	-	-	-
68	<b>Total Expenses Before Transfers</b>	<b>7,470,380</b>	<b>5,705,763</b>	<b>8,721,888</b>	<b>1,251,507</b>
69					
71	Internal Allocations & Sales Summary	-	-	-	-
72	Provisions for Replacement & Depreciation Grouping	-	-	-	-
73	Debt Service Grouping	-	-	-	-
74	Transfers To/From Operations Grouping	-	-	-	-
75	<b>Total Funding Transfers</b>	<b>-</b>	<b>-</b>	<b>-</b>	<b>-</b>
76					
77	<b>Total Expenses After Transfers</b>	<b>7,470,380</b>	<b>5,705,763</b>	<b>8,721,888</b>	<b>1,251,507</b>
78	<b>FC105 - Unrestricted Operating Statement of Activities Net Result</b>	<b>760,978</b>	<b>1,440,674</b>	<b>820,978</b>	<b>59,999</b>
79					


	A	B	C	D	E
1	 <b>UNIVERSITY OF WYOMING</b>	<b>UW Operating Budget</b>			
2		<b>Board of Trustees</b>			
3		<b>B5000 - Institutional Advancement &amp; UW Foundation Division</b>			
4		<b>FY2023</b>	<b>FY2024</b>	<b>Variance</b>	
5	<b>Summary Level Natural Accounts by Fund Class</b>	<b>Budget Amount</b>	<b>Actuals through March 2023</b>	<b>President's Review Version Budget Amount</b>	<b>President's Review FY23 to FY24 Budgets</b>
80	<b>B20 - Designated Operating</b>				
83	Tuition & Educational Fees Net Summary	-	-	-	-
84	Sales of Goods & Services Summary	-	-	-	-
85	Grants & Contracts Summary	-	-	-	-
86	Federal Appropriations Summary	-	-	-	-
87	Other Operating Revenue Summary	-	-	-	-
88	Non Operating Revenues Summary	-	-	-	-
89	Appropriations Summary	-	-	-	-
90	Gifts Summary	-	-	-	-
91	Investment Income Summary	-	-	-	-
92	Other Non Operating Revenues Summary	-	-	-	-
93	Provost Strategic Initiatives	-	-	-	-
94	Internal Budget Reduction Allocation	-	-	-	-
95	<b>Total Revenue</b>	-	-	-	-
96					
100	Salary & Wages Summary	-	-	-	-
101	Services, Travel, and Supplies	-	-	-	-
102	Util., Repair & Maint., and Rentals	-	-	-	-
103	Int., Claims, Other Exp., Subcontracts, Depr. & Amort.	-	-	-	-
104	Cap. Exp., Discot. Op., and Other Non-op. Exp.	-	-	-	-
105	<b>Total Expenses Before Transfers</b>	-	-	-	-
106					
108	Internal Allocations & Sales Summary	-	-	-	-
109	Provisions for Replacement & Depreciation Grouping	-	-	-	-
110	Debt Service Grouping	-	-	-	-
111	Transfers To/From Operations Grouping	-	-	-	-
112	<b>Total Funding Transfers</b>	-	-	-	-
113					
114	<b>Total Expenses After Transfers</b>	-	-	-	-
115	<b>B20 - Designated Operating Statement of Activities Net Result</b>	-	-	-	-
116					
117	<b>B30 - Restr Expendable Operating</b>				
120	Tuition & Educational Fees Net Summary	-	-	-	-
121	Sales of Goods & Services Summary	-	-	-	-
122	Grants & Contracts Summary	-	-	-	-
123	Federal Appropriations Summary	-	-	-	-
124	Other Operating Revenue Summary	-	-	-	-
125	Non Operating Revenues Summary	-	-	-	-
126	Appropriations Summary	-	-	-	-
127	Gifts Summary	-	-	-	-
128	Investment Income Summary	-	-	-	-
129	Other Non Operating Revenues Summary	-	-	-	-
130	Provost Strategic Initiatives	-	-	-	-
131	Internal Budget Reduction Allocation	-	-	-	-
132	<b>Total Revenue</b>	-	-	-	-
133					
137	Salary & Wages Summary	-	-	-	-
138	Services, Travel, and Supplies	-	-	-	-
139	Util., Repair & Maint., and Rentals	-	-	-	-
140	Int., Claims, Other Exp., Subcontracts, Depr. & Amort.	-	-	-	-
141	Cap. Exp., Discot. Op., and Other Non-op. Exp.	-	-	-	-
142	<b>Total Expenses Before Transfers</b>	-	-	-	-
143					
144	<b>Total Funding Transfers</b>	-	-	-	-
145	Internal Allocations & Sales Summary	-	-	-	-
146	Provisions for Replacement & Depreciation Grouping	-	-	-	-
147	Debt Service Grouping	-	-	-	-
148	Transfers To/From Operations Grouping	-	-	-	-
149	<b>Total Funding Transfers</b>	-	-	-	-
150					
151	<b>Total Expenses After Transfers</b>	-	-	-	-
152	<b>B30 - Restr Expendable Operating Statement of Activities Net Result</b>	-	-	-	-
153					


	A	B	C	D	E
1	 <b>UNIVERSITY OF WYOMING</b>	<b>UW Operating Budget</b>			
2		<b>Board of Trustees</b>			
3		<b>B5000 - Institutional Advancement &amp; UW Foundation Division</b>			
4		<b>FY2023</b>	<b>FY2024</b>	<b>Variance</b>	
5	<b>Summary Level Natural Accounts by Fund Class</b>	<b>Budget Amount</b>	<b>Actuals through March 2023</b>	<b>President's Review Version Budget Amount</b>	<b>President's Review FY23 to FY24 Budgets</b>
154	<b>B35 - Restr Expendable Non Op</b>				
157	Tuition & Educational Fees Net Summary	-	-	-	-
158	Sales of Goods & Services Summary	-	-	-	-
159	Grants & Contracts Summary	-	-	-	-
160	Federal Appropriations Summary	-	-	-	-
161	Other Operating Revenue Summary	-	-	-	-
162	Non Operating Revenues Summary	-	-	-	-
163	Appropriations Summary	-	-	-	-
164	Gifts Summary	-	-	-	-
165	Investment Income Summary	-	-	-	-
166	Other Non Operating Revenues Summary	-	-	-	-
167	Provost Strategic Initiatives	-	-	-	-
168	Internal Budget Reduction Allocation	-	-	-	-
169	<b>Total Revenue</b>	-	-	-	-
170					
174	Salary & Wages Summary	-	-	-	-
175	Services, Travel, and Supplies	-	-	-	-
176	Util., Repair & Maint., and Rentals	-	-	-	-
177	Int., Claims, Other Exp., Subcontracts, Depr. & Amort.	-	-	-	-
178	Cap. Exp., Discnt. Op., and Other Non-op. Exp.	-	-	-	-
179	<b>Total Expenses Before Transfers</b>	-	-	-	-
180					
182	Internal Allocations & Sales Summary	-	-	-	-
183	Provisions for Replacement & Depreciation Grouping	-	-	-	-
184	Debt Service Grouping	-	-	-	-
185	Transfers To/From Operations Grouping	-	-	-	-
186	<b>Total Funding Transfers</b>	-	-	-	-
187					
188	<b>Total Expenses After Transfers</b>	-	-	-	-
189	<b>B35 - Restr Expendable Non Op Statement of Activities Net Result</b>	-	-	-	-
190					
192	<b>B40 - Sponsored Projects Restr</b>				
193	<b>Total Revenue</b>	-	-	-	-
194	<b>Total Expenses</b>	-	-	-	-
195	<b>B40 - Sponsored Projects Restr Statement of Activities Net Result</b>	-	-	-	-
196					
197	<b>B45 - Govt Funds Non Project</b>				
198	<b>Total Revenue</b>	-	-	-	-
199	<b>Total Expenses</b>	-	-	-	-
200	<b>B45 - Govt Funds Non Project Statement of Activities Net Result</b>	-	-	-	-
201					


	A	B	C	D	E
1	 <b>UNIVERSITY OF WYOMING</b> <b>B6100 - Governmental Affairs &amp; Community Engagement Division</b>	<b>UW Operating Budget</b> <b>Board of Trustees</b>			
2					
3					
4			FY2023	FY2024	Variance
5	<b>Summary Level Natural Accounts by Fund Class</b>	<b>Budget Amount</b>	<b>Actuals through March 2023</b>	<b>President's Review Version Budget Amount</b>	<b>President's Review FY23 to FY24 Budgets</b>
6	<b>Total Fund Class</b>				
9	Tuition & Educational Fees Net Summary	-	-	-	-
10	Sales of Goods & Services Summary	-	-	-	-
11	Grants & Contracts Summary	-	-	-	-
12	Federal Appropriations Summary	-	-	-	-
13	Other Operating Revenue Summary	-	(550)	-	-
14	Non Operating Revenues Summary	-	-	-	-
15	Appropriations Summary	-	-	-	-
16	Gifts Summary	-	1,762	-	-
17	Investment Income Summary	-	-	-	-
18	Other Non Operating Revenues Summary	-	(18,800)	(18,800)	(18,800)
19	Provost Strategic Initiatives	-	-	-	-
20	Internal Budget Reduction Allocation	-	-	-	-
21	<b>Total Revenue</b>	-	(17,588)	(18,800)	(18,800)
22					
26	Salary & Wages Summary	2,018,177	1,791,574	3,126,129	1,107,952
27	Services, Travel, and Supplies	520,794	478,838	651,050	130,257
28	Util., Repair & Maint., and Rentals	4,000	14,399	8,150	4,150
29	Int., Claims, Other Exp., Subcontracts, Depr. & Amort.	484,552	315,884	461,651	(22,901)
30	Cap. Exp., Discont. Op., and Other Non-op. Exp.	-	-	-	-
31	<b>Total Expenses Before Transfers</b>	3,027,523	2,600,695	4,246,980	1,219,458
32					
34	Internal Allocations & Sales Summary	(5,206)	31,861	11,045	16,251
35	Provisions for Replacement & Depreciation Grouping	-	-	-	-
36	Debt Service Grouping	-	-	-	-
37	Transfers To/From Operations Grouping	(10,000)	-	(22,000)	(12,000)
38	<b>Total Funding Transfers</b>	(15,206)	31,861	(10,955)	4,251
39					
40	<b>Total Expenses After Transfers</b>	3,012,316	2,632,556	4,236,025	1,223,709
41	<b>Total Fund Class Statement of Activities Net Result</b>	3,012,316	2,614,968	4,217,225	1,204,909
42					
43	<b>FC105 - Unrestricted Operating</b>				
46	Tuition & Educational Fees Net Summary	-	-	-	-
47	Sales of Goods & Services Summary	-	-	-	-
48	Grants & Contracts Summary	-	-	-	-
49	Federal Appropriations Summary	-	-	-	-
50	Other Operating Revenue Summary	-	(550)	-	-
51	Non Operating Revenues Summary	-	-	-	-
52	Appropriations Summary	-	-	-	-
53	Gifts Summary	-	(11,750)	-	-
54	Investment Income Summary	-	-	-	-
55	Other Non Operating Revenues Summary	-	(18,800)	(18,800)	(18,800)
56	Provost Strategic Initiatives	-	-	-	-
57	Internal Budget Reduction Allocation	-	-	-	-
58	<b>Total Revenue</b>	-	(31,100)	(18,800)	(18,800)
59					
63	Salary & Wages Summary	1,965,337	1,512,806	2,739,136	773,799
64	Services, Travel, and Supplies	352,294	354,353	465,850	113,557
65	Util., Repair & Maint., and Rentals	1,500	1,615	8,150	6,650
66	Int., Claims, Other Exp., Subcontracts, Depr. & Amort.	244,552	176,221	243,851	(701)
67	Cap. Exp., Discont. Op., and Other Non-op. Exp.	-	-	-	-
68	<b>Total Expenses Before Transfers</b>	2,563,683	2,044,995	3,456,987	893,304
69					
71	Internal Allocations & Sales Summary	(15,206)	27,601	3,045	18,251
72	Provisions for Replacement & Depreciation Grouping	-	-	-	-
73	Debt Service Grouping	-	-	-	-
74	Transfers To/From Operations Grouping	(10,000)	-	(22,000)	(12,000)
75	<b>Total Funding Transfers</b>	(25,206)	27,601	(18,955)	6,251
76					
77	<b>Total Expenses After Transfers</b>	2,538,477	2,072,596	3,438,032	899,555
78	<b>FC105 - Unrestricted Operating Statement of Activities Net Result</b>	2,538,477	2,041,496	3,419,232	880,755
79					





	A	B	C	D	E
1	 <b>UNIVERSITY OF WYOMING</b> <b>B6100 - Governmental Affairs &amp; Community Engagement Division</b>	<b>UW Operating Budget</b> <b>Board of Trustees</b>			
2					
3					
4		FY2023		FY2024	Variance
5	<b>Summary Level Natural Accounts by Fund Class</b>	<b>Budget Amount</b>	<b>Actuals through March 2023</b>	<b>President's Review Version Budget Amount</b>	<b>President's Review FY23 to FY24 Budgets</b>
80	<b>B20 - Designated Operating</b>				
83	Tuition & Educational Fees Net Summary	-	-	-	-
84	Sales of Goods & Services Summary	-	-	-	-
85	Grants & Contracts Summary	-	-	-	-
86	Federal Appropriations Summary	-	-	-	-
87	Other Operating Revenue Summary	-	-	-	-
88	Non Operating Revenues Summary	-	-	-	-
89	Appropriations Summary	-	-	-	-
90	Gifts Summary	-	-	-	-
91	Investment Income Summary	-	-	-	-
92	Other Non Operating Revenues Summary	-	-	-	-
93	Provost Strategic Initiatives	-	-	-	-
94	Internal Budget Reduction Allocation	-	-	-	-
95	<b>Total Revenue</b>	-	-	-	-
96					
100	Salary & Wages Summary	52,839	278,767	386,993	334,154
101	Services, Travel, and Supplies	168,500	124,485	185,200	16,700
102	Util., Repair & Maint., and Rentals	2,500	12,784	-	(2,500)
103	Int., Claims, Other Exp., Subcontracts, Depr. & Amort.	240,000	139,664	217,800	(22,200)
104	Cap. Exp., Discont. Op., and Other Non-op. Exp.	-	-	-	-
105	<b>Total Expenses Before Transfers</b>	<b>463,839</b>	<b>555,700</b>	<b>789,993</b>	<b>326,154</b>
106					
108	Internal Allocations & Sales Summary	10,000	4,260	8,000	(2,000)
109	Provisions for Replacement & Depreciation Grouping	-	-	-	-
110	Debt Service Grouping	-	-	-	-
111	Transfers To/From Operations Grouping	-	-	-	-
112	<b>Total Funding Transfers</b>	<b>10,000</b>	<b>4,260</b>	<b>8,000</b>	<b>(2,000)</b>
113					
114	<b>Total Expenses After Transfers</b>	<b>473,839</b>	<b>559,960</b>	<b>797,993</b>	<b>324,154</b>
115	<b>B20 - Designated Operating Statement of Activities Net Result</b>	<b>473,839</b>	<b>559,960</b>	<b>797,993</b>	<b>324,154</b>
116					
117	<b>B30 - Restr Expendable Operating</b>				
120	Tuition & Educational Fees Net Summary	-	-	-	-
121	Sales of Goods & Services Summary	-	-	-	-
122	Grants & Contracts Summary	-	-	-	-
123	Federal Appropriations Summary	-	-	-	-
124	Other Operating Revenue Summary	-	-	-	-
125	Non Operating Revenues Summary	-	-	-	-
126	Appropriations Summary	-	-	-	-
127	Gifts Summary	-	13,512	-	-
128	Investment Income Summary	-	-	-	-
129	Other Non Operating Revenues Summary	-	-	-	-
130	Provost Strategic Initiatives	-	-	-	-
131	Internal Budget Reduction Allocation	-	-	-	-
132	<b>Total Revenue</b>	-	<b>13,512</b>	-	-
133					
137	Salary & Wages Summary	-	-	-	-
138	Services, Travel, and Supplies	-	-	-	-
139	Util., Repair & Maint., and Rentals	-	-	-	-
140	Int., Claims, Other Exp., Subcontracts, Depr. & Amort.	-	-	-	-
141	Cap. Exp., Discont. Op., and Other Non-op. Exp.	-	-	-	-
142	<b>Total Expenses Before Transfers</b>	-	-	-	-
143					
144	<b>Total Funding Transfers</b>	-	-	-	-
145	Internal Allocations & Sales Summary	-	-	-	-
146	Provisions for Replacement & Depreciation Grouping	-	-	-	-
147	Debt Service Grouping	-	-	-	-
148	Transfers To/From Operations Grouping	-	-	-	-
149	<b>Total Funding Transfers</b>	-	-	-	-
150					
151	<b>Total Expenses After Transfers</b>	-	-	-	-
152	<b>B30 - Restr Expendable Operating Statement of Activities Net Result</b>	-	<b>13,512</b>	-	-
153					


	A	B	C	D	E
1	 <b>UNIVERSITY OF WYOMING</b> <b>B6100 - Governmental Affairs &amp; Community Engagement Division</b>	<b>UW Operating Budget</b> <b>Board of Trustees</b>			
2					
3					
4		FY2023		FY2024	Variance
5	<b>Summary Level Natural Accounts by Fund Class</b>	<b>Budget Amount</b>	<b>Actuals through March 2023</b>	<b>President's Review Version Budget Amount</b>	<b>President's Review FY23 to FY24 Budgets</b>
154	<b>B35 - Restr Expendable Non Op</b>				
157	Tuition & Educational Fees Net Summary	-	-	-	-
158	Sales of Goods & Services Summary	-	-	-	-
159	Grants & Contracts Summary	-	-	-	-
160	Federal Appropriations Summary	-	-	-	-
161	Other Operating Revenue Summary	-	-	-	-
162	Non Operating Revenues Summary	-	-	-	-
163	Appropriations Summary	-	-	-	-
164	Gifts Summary	-	-	-	-
165	Investment Income Summary	-	-	-	-
166	Other Non Operating Revenues Summary	-	-	-	-
167	Provost Strategic Initiatives	-	-	-	-
168	Internal Budget Reduction Allocation	-	-	-	-
169	<b>Total Revenue</b>	-	-	-	-
170					
174	Salary & Wages Summary	-	-	-	-
175	Services, Travel, and Supplies	-	-	-	-
176	Util., Repair & Maint., and Rentals	-	-	-	-
177	Int., Claims, Other Exp., Subcontracts, Depr. & Amort.	-	-	-	-
178	Cap. Exp., Discout. Op., and Other Non-op. Exp.	-	-	-	-
179	<b>Total Expenses Before Transfers</b>	-	-	-	-
180					
182	Internal Allocations & Sales Summary	-	-	-	-
183	Provisions for Replacement & Depreciation Grouping	-	-	-	-
184	Debt Service Grouping	-	-	-	-
185	Transfers To/From Operations Grouping	-	-	-	-
186	<b>Total Funding Transfers</b>	-	-	-	-
187					
188	<b>Total Expenses After Transfers</b>	-	-	-	-
189	<b>B35 - Restr Expendable Non Op Statement of Activities Net Result</b>	-	-	-	-
190					
192	<b>B40 - Sponsored Projects Restr</b>				
193	<b>Total Revenue</b>	-	-	-	-
194	<b>Total Expenses</b>	-	-	-	-
195	<b>B40 - Sponsored Projects Restr Statement of Activities Net Result</b>	-	-	-	-
196					
197	<b>B45 - Govt Funds Non Project</b>				
198	<b>Total Revenue</b>	-	-	-	-
199	<b>Total Expenses</b>	-	-	-	-
200	<b>B45 - Govt Funds Non Project Statement of Activities Net Result</b>	-	-	-	-
201					

	A	B	C	D	E
1	 UNIVERSITY OF WYOMING	<b>UW Operating Budget</b>			
2		<b>Board of Trustees</b>			
3		<b>B7000 - Research &amp; Economic Development Division</b>			
4		<b>FY2023</b>		<b>FY2024</b>	<b>Variance</b>
5	<b>Summary Level Natural Accounts by Fund Class</b>	<b>Budget Amount</b>	<b>Actuals through March 2023</b>	<b>President's Review Version Budget Amount</b>	<b>President's Review FY23 to FY24 Budgets</b>
6	<b>Total Fund Class</b>				
9	Tuition & Educational Fees Net Summary	485,944	110,975	504,300	18,356
10	Sales of Goods & Services Summary	(382,700)	(127,873)	(870,248)	(487,548)
11	Grants & Contracts Summary	(44,783,897)	(34,102,667)	(20,717,102)	24,066,795
12	Federal Appropriations Summary	-	-	-	-
13	Other Operating Revenue Summary	(694,750)	(652,678)	(498,600)	196,150
14	Non Operating Revenues Summary	-	-	-	-
15	Appropriations Summary	(787,605)	(590,703)	(740,711)	46,894
16	Gifts Summary	(128,990)	(152,091)	(11,346,679)	(11,217,689)
17	Investment Income Summary	-	-	-	-
18	Other Non Operating Revenues Summary	5,137,929	-	-	(5,137,929)
19	Provost Strategic Initiatives	-	-	-	-
20	Internal Budget Reduction Allocation	-	-	-	-
21	<b>Total Revenue</b>	<b>(41,154,069)</b>	<b>(35,515,037)</b>	<b>(33,669,040)</b>	<b>7,485,029</b>
22					
26	Salary & Wages Summary	19,381,243	17,573,243	25,951,578	6,570,335
27	Services, Travel, and Supplies	11,687,748	8,072,409	11,464,685	(223,063)
28	Util., Repair & Maint., and Rentals	3,705,632	473,624	1,642,459	(2,063,174)
29	Int., Claims, Other Exp., Subcontracts, Depr. & Amort.	1,453,986	8,765,373	5,751,676	4,297,690
30	Cap. Exp., Discont. Op., and Other Non-op. Exp.	2,881,363	1,878	868,688	(2,012,675)
31	<b>Total Expenses Before Transfers</b>	<b>39,109,973</b>	<b>34,886,526</b>	<b>45,679,086</b>	<b>6,569,113</b>
32					
34	Internal Allocations & Sales Summary	(144,483)	(354,943)	(161,345)	(16,862)
35	Provisions for Replacement & Depreciation Grouping	-	-	30,000	30,000
36	Debt Service Grouping	239,800	-	239,800	-
37	Transfers To/From Operations Grouping	(1,361,000)	3,251,193	(3,839,057)	(2,478,057)
38	<b>Total Funding Transfers</b>	<b>(1,265,683)</b>	<b>2,896,250</b>	<b>(3,730,602)</b>	<b>(2,464,919)</b>
39					
40	<b>Total Expenses After Transfers</b>	<b>37,844,290</b>	<b>37,782,776</b>	<b>41,948,484</b>	<b>4,104,195</b>
41	<b>Total Fund Class Statement of Activities Net Result</b>	<b>(3,309,779)</b>	<b>2,267,739</b>	<b>8,279,444</b>	<b>11,589,223</b>
42					
43	<b>FC105 - Unrestricted Operating</b>				
46	Tuition & Educational Fees Net Summary	159,225	34,770	20,000	(139,225)
47	Sales of Goods & Services Summary	(193,000)	(101,822)	(233,000)	(40,000)
48	Grants & Contracts Summary	(9,777,033)	(5,349,351)	-	9,777,033
49	Federal Appropriations Summary	-	-	-	-
50	Other Operating Revenue Summary	(572,750)	(466,793)	(353,600)	219,150
51	Non Operating Revenues Summary	-	-	-	-
52	Appropriations Summary	(787,605)	(590,703)	(740,711)	46,894
53	Gifts Summary	-	-	-	-
54	Investment Income Summary	-	-	-	-
55	Other Non Operating Revenues Summary	-	-	-	-
56	Provost Strategic Initiatives	-	-	-	-
57	Internal Budget Reduction Allocation	-	-	-	-
58	<b>Total Revenue</b>	<b>(11,171,163)</b>	<b>(6,473,899)</b>	<b>(1,307,311)</b>	<b>9,863,852</b>
59					
63	Salary & Wages Summary	8,039,315	5,041,473	5,873,171	(2,166,144)
64	Services, Travel, and Supplies	4,106,874	3,692,455	3,775,628	(331,246)
65	Util., Repair & Maint., and Rentals	219,582	341,297	188,363	(31,219)
66	Int., Claims, Other Exp., Subcontracts, Depr. & Amort.	329,659	283,172	138,097	(191,562)
67	Cap. Exp., Discont. Op., and Other Non-op. Exp.	350,000	3	-	(350,000)
68	<b>Total Expenses Before Transfers</b>	<b>13,045,430</b>	<b>9,358,400</b>	<b>9,975,259</b>	<b>(3,070,171)</b>
69					
71	Internal Allocations & Sales Summary	1,489,292	308,094	(4,202,777)	(5,692,069)
72	Provisions for Replacement & Depreciation Grouping	-	-	-	-
73	Debt Service Grouping	239,800	-	-	(239,800)
74	Transfers To/From Operations Grouping	(578,199)	803,937	6,000	584,199
75	<b>Total Funding Transfers</b>	<b>1,150,893</b>	<b>1,112,032</b>	<b>(4,196,777)</b>	<b>(5,347,670)</b>
76					
77	<b>Total Expenses After Transfers</b>	<b>14,196,323</b>	<b>10,470,431</b>	<b>5,778,482</b>	<b>(8,417,841)</b>
78	<b>FC105 - Unrestricted Operating Statement of Activities Net Result</b>	<b>3,025,160</b>	<b>3,996,533</b>	<b>4,471,171</b>	<b>1,446,011</b>
79					


	A	B	C	D	E
1	 <b>UNIVERSITY OF WYOMING</b>	<b>UW Operating Budget</b>			
2		<b>Board of Trustees</b>			
3		<b>B7000 - Research &amp; Economic Development Division</b>			
4		<b>FY2023</b>		<b>FY2024</b>	<b>Variance</b>
5	<b>Summary Level Natural Accounts by Fund Class</b>	<b>Budget Amount</b>	<b>Actuals through March 2023</b>	<b>President's Review Version Budget Amount</b>	<b>President's Review FY23 to FY24 Budgets</b>
80	<b>B20 - Designated Operating</b>				
83	Tuition & Educational Fees Net Summary	10,000	50,604	484,300	474,300
84	Sales of Goods & Services Summary	(189,700)	(25,751)	(637,248)	(447,548)
85	Grants & Contracts Summary	(791,773)	(4,518,114)	(10,704,600)	(9,912,827)
86	Federal Appropriations Summary	-	-	-	-
87	Other Operating Revenue Summary	(122,000)	(176,822)	(145,000)	(23,000)
88	Non Operating Revenues Summary	-	-	-	-
89	Appropriations Summary	-	-	-	-
90	Gifts Summary	-	-	-	-
91	Investment Income Summary	-	-	-	-
92	Other Non Operating Revenues Summary	-	-	-	-
93	Provost Strategic Initiatives	-	-	-	-
94	Internal Budget Reduction Allocation	-	-	-	-
95	<b>Total Revenue</b>	<b>(1,093,473)</b>	<b>(4,670,083)</b>	<b>(11,002,548)</b>	<b>(9,909,075)</b>
96					
100	Salary & Wages Summary	2,385,868	1,830,622	8,627,209	6,241,340
101	Services, Travel, and Supplies	1,690,360	1,348,077	4,697,318	3,006,958
102	Util., Repair & Maint., and Rentals	589,000	25,116	587,225	(1,775)
103	Int., Claims, Other Exp., Subcontracts, Depr. & Amort.	1,024,085	163,352	1,378,123	354,038
104	Cap. Exp., Discont. Op., and Other Non-op. Exp.	-	-	235,179	235,179
105	<b>Total Expenses Before Transfers</b>	<b>5,689,313</b>	<b>3,367,167</b>	<b>15,525,054</b>	<b>9,835,740</b>
106					
108	Internal Allocations & Sales Summary	(1,633,775)	(672,538)	4,041,432	5,675,207
109	Provisions for Replacement & Depreciation Grouping	-	-	30,000	30,000
110	Debt Service Grouping	-	-	239,800	239,800
111	Transfers To/From Operations Grouping	(782,801)	815,682	(4,840,000)	(4,057,199)
112	<b>Total Funding Transfers</b>	<b>(2,416,576)</b>	<b>143,144</b>	<b>(528,768)</b>	<b>1,887,808</b>
113					
114	<b>Total Expenses After Transfers</b>	<b>3,272,737</b>	<b>3,510,310</b>	<b>14,996,286</b>	<b>11,723,548</b>
115	<b>B20 - Designated Operating Statement of Activities Net Result</b>	<b>2,179,264</b>	<b>(1,159,773)</b>	<b>3,993,738</b>	<b>1,814,473</b>
116					
117	<b>B30 - Restr Expendable Operating</b>				
120	Tuition & Educational Fees Net Summary	30,000	25,602	-	(30,000)
121	Sales of Goods & Services Summary	-	-	-	-
122	Grants & Contracts Summary	-	-	-	-
123	Federal Appropriations Summary	-	-	-	-
124	Other Operating Revenue Summary	-	-	-	-
125	Non Operating Revenues Summary	-	-	-	-
126	Appropriations Summary	-	-	-	-
127	Gifts Summary	(128,990)	(152,091)	-	128,990
128	Investment Income Summary	-	-	-	-
129	Other Non Operating Revenues Summary	-	-	-	-
130	Provost Strategic Initiatives	-	-	-	-
131	Internal Budget Reduction Allocation	-	-	-	-
132	<b>Total Revenue</b>	<b>(98,990)</b>	<b>(126,489)</b>	<b>-</b>	<b>98,990</b>
133					
137	Salary & Wages Summary	51,430	72,974	-	(51,430)
138	Services, Travel, and Supplies	35,107	31,773	-	(35,107)
139	Util., Repair & Maint., and Rentals	-	659	-	-
140	Int., Claims, Other Exp., Subcontracts, Depr. & Amort.	12,453	25,912	-	(12,453)
141	Cap. Exp., Discont. Op., and Other Non-op. Exp.	-	-	-	-
142	<b>Total Expenses Before Transfers</b>	<b>98,990</b>	<b>131,318</b>	<b>-</b>	<b>(98,990)</b>
143					
144	<b>Total Funding Transfers</b>				
145	Internal Allocations & Sales Summary	-	9,500	-	-
146	Provisions for Replacement & Depreciation Grouping	-	-	-	-
147	Debt Service Grouping	-	-	-	-
148	Transfers To/From Operations Grouping	-	-	-	-
149	<b>Total Funding Transfers</b>	<b>-</b>	<b>9,500</b>	<b>-</b>	<b>-</b>
150					
151	<b>Total Expenses After Transfers</b>	<b>98,990</b>	<b>140,818</b>	<b>-</b>	<b>(98,990)</b>
152	<b>B30 - Restr Expendable Operating Statement of Activities Net Result</b>	<b>-</b>	<b>14,330</b>	<b>-</b>	<b>-</b>
153					


	A	B	C	D	E
1	 <b>UNIVERSITY OF WYOMING</b>	<b>UW Operating Budget</b>			
2		<b>Board of Trustees</b>			
3		<b>B7000 - Research &amp; Economic Development Division</b>			
4		<b>FY2023</b>	<b>FY2024</b>	<b>Variance</b>	
5	<b>Summary Level Natural Accounts by Fund Class</b>	<b>Budget Amount</b>	<b>Actuals through March 2023</b>	<b>President's Review Version Budget Amount</b>	<b>President's Review FY23 to FY24 Budgets</b>
154	<b>B35 - Restr Expendable Non Op</b>				
157	Tuition & Educational Fees Net Summary	-	-	-	-
158	Sales of Goods & Services Summary	-	-	-	-
159	Grants & Contracts Summary	-	-	-	-
160	Federal Appropriations Summary	-	-	-	-
161	Other Operating Revenue Summary	-	-	-	-
162	Non Operating Revenues Summary	-	-	-	-
163	Appropriations Summary	-	-	-	-
164	Gifts Summary	-	-	-	-
165	Investment Income Summary	-	-	-	-
166	Other Non Operating Revenues Summary	-	-	-	-
167	Provost Strategic Initiatives	-	-	-	-
168	Internal Budget Reduction Allocation	-	-	-	-
169	<b>Total Revenue</b>	-	-	-	-
170					
174	Salary & Wages Summary	-	-	-	-
175	Services, Travel, and Supplies	-	-	-	-
176	Util., Repair & Maint., and Rentals	-	-	-	-
177	Int., Claims, Other Exp., Subcontracts, Depr. & Amort.	-	-	-	-
178	Cap. Exp., Discout. Op., and Other Non-op. Exp.	-	-	-	-
179	<b>Total Expenses Before Transfers</b>	-	-	-	-
180					
182	Internal Allocations & Sales Summary	-	-	-	-
183	Provisions for Replacement & Depreciation Grouping	-	-	-	-
184	Debt Service Grouping	-	-	-	-
185	Transfers To/From Operations Grouping	-	-	-	-
186	<b>Total Funding Transfers</b>	-	-	-	-
187					
188	<b>Total Expenses After Transfers</b>	-	-	-	-
189	<b>B35 - Restr Expendable Non Op Statement of Activities Net Result</b>	-	-	-	-
190					
192	<b>B40 - Sponsored Projects Restr</b>				
193	<b>Total Revenue</b>	<b>(28,790,443)</b>	<b>(24,244,566)</b>	<b>(21,359,181)</b>	<b>7,431,262</b>
194	<b>Total Expenses</b>	<b>20,276,240</b>	<b>23,661,216</b>	<b>21,173,717</b>	<b>897,477</b>
195	<b>B40 - Sponsored Projects Restr Statement of Activities Net Result</b>	<b>(8,514,203)</b>	<b>(583,350)</b>	<b>(185,465)</b>	<b>8,328,739</b>
196					
197	<b>B45 - Govt Funds Non Project</b>				
198	<b>Total Revenue</b>	-	-	-	-
199	<b>Total Expenses</b>	-	-	-	-
200	<b>B45 - Govt Funds Non Project Statement of Activities Net Result</b>	-	-	-	-
201					


	A	B	C	D	E
1	 <b>UNIVERSITY OF WYOMING</b>	<b>UW Operating Budget</b>			
2		<b>Board of Trustees</b>			
3		<b>C7000 - Research &amp; Economic Development Subdivision</b>			
4		<b>FY2023</b>		<b>FY2024</b>	<b>Variance</b>
5	<b>Summary Level Natural Accounts by Fund Class</b>	<b>Budget Amount</b>	<b>Actuals through March 2023</b>	<b>President's Review Version Budget Amount</b>	<b>President's Review FY23 to FY24 Budgets</b>
6	<b>Total Fund Class</b>				
9	Tuition & Educational Fees Net Summary	485,944	110,975	504,300	18,356
10	Sales of Goods & Services Summary	(382,700)	(127,873)	(118,000)	264,700
11	Grants & Contracts Summary	(44,783,897)	(34,102,667)	(17,226,257)	27,557,640
12	Federal Appropriations Summary	-	-	-	-
13	Other Operating Revenue Summary	(694,750)	(652,678)	(3,600)	691,150
14	Non Operating Revenues Summary	-	-	-	-
15	Appropriations Summary	(787,605)	(590,703)	(740,711)	46,894
16	Gifts Summary	(128,990)	(152,091)	(4,614,297)	(4,485,308)
17	Investment Income Summary	-	-	-	-
18	Other Non Operating Revenues Summary	5,137,929	-	-	(5,137,929)
19	Provost Strategic Initiatives	-	-	-	-
20	Internal Budget Reduction Allocation	-	-	-	-
21	<b>Total Revenue</b>	<b>(41,154,069)</b>	<b>(35,515,037)</b>	<b>(22,198,566)</b>	<b>18,955,503</b>
22					
26	Salary & Wages Summary	19,381,243	17,573,243	12,348,340	(7,032,903)
27	Services, Travel, and Supplies	11,687,748	8,072,409	5,994,139	(5,693,609)
28	Util., Repair & Maint., and Rentals	3,705,632	473,624	1,350,387	(2,355,245)
29	Int., Claims, Other Exp., Subcontracts, Depr. & Amort.	1,453,986	8,765,373	4,978,582	3,524,596
30	Cap. Exp., Discont. Op., and Other Non-op. Exp.	2,881,363	1,878	447,805	(2,433,558)
31	<b>Total Expenses Before Transfers</b>	<b>39,109,973</b>	<b>34,886,526</b>	<b>25,119,254</b>	<b>(13,990,719)</b>
32					
34	Internal Allocations & Sales Summary	(144,483)	(354,943)	4,201,169	4,345,652
35	Provisions for Replacement & Depreciation Grouping	-	-	-	-
36	Debt Service Grouping	239,800	-	239,800	-
37	Transfers To/From Operations Grouping	(1,361,000)	3,251,193	(3,906,133)	(2,545,133)
38	<b>Total Funding Transfers</b>	<b>(1,265,683)</b>	<b>2,896,250</b>	<b>534,836</b>	<b>1,800,519</b>
39					
40	<b>Total Expenses After Transfers</b>	<b>37,844,290</b>	<b>37,782,776</b>	<b>25,654,089</b>	<b>(12,190,201)</b>
41	<b>Total Fund Class Statement of Activities Net Result</b>	<b>(3,309,779)</b>	<b>2,267,739</b>	<b>3,455,523</b>	<b>6,765,303</b>
42					
43	<b>FC105 - Unrestricted Operating</b>				
46	Tuition & Educational Fees Net Summary	159,225	34,770	20,000	(139,225)
47	Sales of Goods & Services Summary	(193,000)	(101,822)	(118,000)	75,000
48	Grants & Contracts Summary	(9,777,033)	(5,349,351)	-	9,777,033
49	Federal Appropriations Summary	-	-	-	-
50	Other Operating Revenue Summary	(572,750)	(466,793)	(3,600)	569,150
51	Non Operating Revenues Summary	-	-	-	-
52	Appropriations Summary	(787,605)	(590,703)	(740,711)	46,894
53	Gifts Summary	-	-	-	-
54	Investment Income Summary	-	-	-	-
55	Other Non Operating Revenues Summary	-	-	-	-
56	Provost Strategic Initiatives	-	-	-	-
57	Internal Budget Reduction Allocation	-	-	-	-
58	<b>Total Revenue</b>	<b>(11,171,163)</b>	<b>(6,473,899)</b>	<b>(842,311)</b>	<b>10,328,852</b>
59					
63	Salary & Wages Summary	8,039,315	5,041,473	2,594,983	(5,444,331)
64	Services, Travel, and Supplies	4,106,874	3,692,455	1,086,031	(3,020,843)
65	Util., Repair & Maint., and Rentals	219,582	341,297	1,775	(217,807)
66	Int., Claims, Other Exp., Subcontracts, Depr. & Amort.	329,659	283,172	19,656	(310,003)
67	Cap. Exp., Discont. Op., and Other Non-op. Exp.	350,000	3	-	(350,000)
68	<b>Total Expenses Before Transfers</b>	<b>13,045,430</b>	<b>9,358,400</b>	<b>3,702,445</b>	<b>(9,342,984)</b>
69					
71	Internal Allocations & Sales Summary	1,489,292	308,094	(566,382)	(2,055,674)
72	Provisions for Replacement & Depreciation Grouping	-	-	-	-
73	Debt Service Grouping	239,800	-	-	(239,800)
74	Transfers To/From Operations Grouping	(578,199)	803,937	-	578,199
75	<b>Total Funding Transfers</b>	<b>1,150,893</b>	<b>1,112,032</b>	<b>(566,382)</b>	<b>(1,717,275)</b>
76					
77	<b>Total Expenses After Transfers</b>	<b>14,196,323</b>	<b>10,470,431</b>	<b>3,136,063</b>	<b>(11,060,259)</b>
78	<b>FC105 - Unrestricted Operating Statement of Activities Net Result</b>	<b>3,025,160</b>	<b>3,996,533</b>	<b>2,293,752</b>	<b>(731,407)</b>
79					


	A	B	C	D	E
1	 <b>UNIVERSITY OF WYOMING</b>	<b>UW Operating Budget</b>			
2		<b>Board of Trustees</b>			
3		<b>C7000 - Research &amp; Economic Development Subdivision</b>			
4		<b>FY2023</b>	<b>FY2024</b>	<b>Variance</b>	
5	<b>Summary Level Natural Accounts by Fund Class</b>	<b>Budget Amount</b>	<b>Actuals through March 2023</b>	<b>President's Review Version Budget Amount</b>	<b>President's Review FY23 to FY24 Budgets</b>
80	<b>B20 - Designated Operating</b>				
83	Tuition & Educational Fees Net Summary	10,000	50,604	484,300	474,300
84	Sales of Goods & Services Summary	(189,700)	(25,751)	-	189,700
85	Grants & Contracts Summary	(791,773)	(4,518,114)	(10,160,000)	(9,368,227)
86	Federal Appropriations Summary	-	-	-	-
87	Other Operating Revenue Summary	(122,000)	(176,822)	-	122,000
88	Non Operating Revenues Summary	-	-	-	-
89	Appropriations Summary	-	-	-	-
90	Gifts Summary	-	-	-	-
91	Investment Income Summary	-	-	-	-
92	Other Non Operating Revenues Summary	-	-	-	-
93	Provost Strategic Initiatives	-	-	-	-
94	Internal Budget Reduction Allocation	-	-	-	-
95	<b>Total Revenue</b>	<b>(1,093,473)</b>	<b>(4,670,083)</b>	<b>(9,675,700)</b>	<b>(8,582,227)</b>
96					
100	Salary & Wages Summary	2,385,868	1,830,622	5,034,539	2,648,671
101	Services, Travel, and Supplies	1,690,360	1,348,077	3,464,521	1,774,161
102	Util., Repair & Maint., and Rentals	589,000	25,116	550,225	(38,775)
103	Int., Claims, Other Exp., Subcontracts, Depr. & Amort.	1,024,085	163,352	1,250,175	226,090
104	Cap. Exp., Discont. Op., and Other Non-op. Exp.	-	-	235,179	235,179
105	<b>Total Expenses Before Transfers</b>	<b>5,689,313</b>	<b>3,367,167</b>	<b>10,534,639</b>	<b>4,845,326</b>
106					
108	Internal Allocations & Sales Summary	(1,633,775)	(672,538)	4,767,551	6,401,326
109	Provisions for Replacement & Depreciation Grouping	-	-	-	-
110	Debt Service Grouping	-	-	239,800	239,800
111	Transfers To/From Operations Grouping	(782,801)	815,682	(4,600,000)	(3,817,199)
112	<b>Total Funding Transfers</b>	<b>(2,416,576)</b>	<b>143,144</b>	<b>407,351</b>	<b>2,823,927</b>
113					
114	<b>Total Expenses After Transfers</b>	<b>3,272,737</b>	<b>3,510,310</b>	<b>10,941,990</b>	<b>7,669,253</b>
115	<b>B20 - Designated Operating Statement of Activities Net Result</b>	<b>2,179,264</b>	<b>(1,159,773)</b>	<b>1,266,290</b>	<b>(912,974)</b>
116					
117	<b>B30 - Restr Expendable Operating</b>				
120	Tuition & Educational Fees Net Summary	30,000	25,602	-	(30,000)
121	Sales of Goods & Services Summary	-	-	-	-
122	Grants & Contracts Summary	-	-	-	-
123	Federal Appropriations Summary	-	-	-	-
124	Other Operating Revenue Summary	-	-	-	-
125	Non Operating Revenues Summary	-	-	-	-
126	Appropriations Summary	-	-	-	-
127	Gifts Summary	(128,990)	(152,091)	-	128,990
128	Investment Income Summary	-	-	-	-
129	Other Non Operating Revenues Summary	-	-	-	-
130	Provost Strategic Initiatives	-	-	-	-
131	Internal Budget Reduction Allocation	-	-	-	-
132	<b>Total Revenue</b>	<b>(98,990)</b>	<b>(126,489)</b>	<b>-</b>	<b>98,990</b>
133					
137	Salary & Wages Summary	51,430	72,974	-	(51,430)
138	Services, Travel, and Supplies	35,107	31,773	-	(35,107)
139	Util., Repair & Maint., and Rentals	-	659	-	-
140	Int., Claims, Other Exp., Subcontracts, Depr. & Amort.	12,453	25,912	-	(12,453)
141	Cap. Exp., Discont. Op., and Other Non-op. Exp.	-	-	-	-
142	<b>Total Expenses Before Transfers</b>	<b>98,990</b>	<b>131,318</b>	<b>-</b>	<b>(98,990)</b>
143					
144	<b>Total Funding Transfers</b>				
145	Internal Allocations & Sales Summary	-	9,500	-	-
146	Provisions for Replacement & Depreciation Grouping	-	-	-	-
147	Debt Service Grouping	-	-	-	-
148	Transfers To/From Operations Grouping	-	-	-	-
149	<b>Total Funding Transfers</b>	<b>-</b>	<b>9,500</b>	<b>-</b>	<b>-</b>
150					
151	<b>Total Expenses After Transfers</b>	<b>98,990</b>	<b>140,818</b>	<b>-</b>	<b>(98,990)</b>
152	<b>B30 - Restr Expendable Operating Statement of Activities Net Result</b>	<b>-</b>	<b>14,330</b>	<b>-</b>	<b>-</b>
153					





	A	B	C	D	E
1	 <b>UNIVERSITY OF WYOMING</b> <b>C7000 - Research &amp; Economic Development</b> <b>Subdivision</b>	<b>UW Operating Budget</b> <b>Board of Trustees</b>			
2					
3					
4		FY2023		FY2024	Variance
5	<b>Summary Level Natural Accounts by Fund Class</b>	<b>Budget Amount</b>	<b>Actuals through March 2023</b>	<b>President's Review Version Budget Amount</b>	<b>President's Review FY23 to FY24 Budgets</b>
154	<b>B35 - Restr Expendable Non Op</b>				
157	Tuition & Educational Fees Net Summary	-	-	-	-
158	Sales of Goods & Services Summary	-	-	-	-
159	Grants & Contracts Summary	-	-	-	-
160	Federal Appropriations Summary	-	-	-	-
161	Other Operating Revenue Summary	-	-	-	-
162	Non Operating Revenues Summary	-	-	-	-
163	Appropriations Summary	-	-	-	-
164	Gifts Summary	-	-	-	-
165	Investment Income Summary	-	-	-	-
166	Other Non Operating Revenues Summary	-	-	-	-
167	Provost Strategic Initiatives	-	-	-	-
168	Internal Budget Reduction Allocation	-	-	-	-
169	<b>Total Revenue</b>	-	-	-	-
170					
174	Salary & Wages Summary	-	-	-	-
175	Services, Travel, and Supplies	-	-	-	-
176	Util., Repair & Maint., and Rentals	-	-	-	-
177	Int., Claims, Other Exp., Subcontracts, Depr. & Amort.	-	-	-	-
178	Cap. Exp., Discot. Op., and Other Non-op. Exp.	-	-	-	-
179	<b>Total Expenses Before Transfers</b>	-	-	-	-
180					
182	Internal Allocations & Sales Summary	-	-	-	-
183	Provisions for Replacement & Depreciation Grouping	-	-	-	-
184	Debt Service Grouping	-	-	-	-
185	Transfers To/From Operations Grouping	-	-	-	-
186	<b>Total Funding Transfers</b>	-	-	-	-
187					
188	<b>Total Expenses After Transfers</b>	-	-	-	-
189	<b>B35 - Restr Expendable Non Op Statement of Activities Net Result</b>	-	-	-	-
190					
192	<b>B40 - Sponsored Projects Restr</b>				
193	<b>Total Revenue</b>	(28,790,443)	(24,244,566)	(11,680,555)	17,109,889
194	<b>Total Expenses</b>	20,276,240	23,661,216	11,576,035	(8,700,205)
195	<b>B40 - Sponsored Projects Restr Statement of Activities Net Result</b>	(8,514,203)	(583,350)	(104,519)	8,409,684
196					
197	<b>B45 - Govt Funds Non Project</b>				
198	<b>Total Revenue</b>	-	-	-	-
199	<b>Total Expenses</b>	-	-	-	-
200	<b>B45 - Govt Funds Non Project Statement of Activities Net Result</b>	-	-	-	-
201					


	A	B	C	D	E
1	 <b>UNIVERSITY OF WYOMING</b>	<b>UW Operating Budget</b>			
2		<b>Board of Trustees</b>			
3		<b>C7100 - Research Development Subdivision</b>			
4		<b>FY2023</b>	<b>FY2024</b>	<b>Variance</b>	
5	<b>Summary Level Natural Accounts by Fund Class</b>	<b>Budget Amount</b>	<b>Actuals through March 2023</b>	<b>President's Review Version Budget Amount</b>	<b>President's Review FY23 to FY24 Budgets</b>
6	<b>Total Fund Class</b>				
9	Tuition & Educational Fees Net Summary	-	-	-	-
10	Sales of Goods & Services Summary	-	-	(657,248)	(657,248)
11	Grants & Contracts Summary	-	-	(2,133,595)	(2,133,595)
12	Federal Appropriations Summary	-	-	-	-
13	Other Operating Revenue Summary	-	-	(145,000)	(145,000)
14	Non Operating Revenues Summary	-	-	-	-
15	Appropriations Summary	-	-	-	-
16	Gifts Summary	-	-	(2,856,447)	(2,856,447)
17	Investment Income Summary	-	-	-	-
18	Other Non Operating Revenues Summary	-	-	-	-
19	Provost Strategic Initiatives	-	-	-	-
20	Internal Budget Reduction Allocation	-	-	-	-
21	<b>Total Revenue</b>	-	-	<b>(5,792,290)</b>	<b>(5,792,290)</b>
22					
26	Salary & Wages Summary	-	-	7,801,721	7,801,721
27	Services, Travel, and Supplies	-	-	1,803,846	1,803,846
28	Util., Repair & Maint., and Rentals	-	-	53,019	53,019
29	Int., Claims, Other Exp., Subcontracts, Depr. & Amort.	-	-	761,187	761,187
30	Cap. Exp., Discont. Op., and Other Non-op. Exp.	-	-	289,185	289,185
31	<b>Total Expenses Before Transfers</b>	-	-	<b>10,708,958</b>	<b>10,708,958</b>
32					
34	Internal Allocations & Sales Summary	-	-	(1,598,974)	(1,598,974)
35	Provisions for Replacement & Depreciation Grouping	-	-	30,000	30,000
36	Debt Service Grouping	-	-	-	-
37	Transfers To/From Operations Grouping	-	-	55,318	55,318
38	<b>Total Funding Transfers</b>	-	-	<b>(1,513,656)</b>	<b>(1,513,656)</b>
39					
40	<b>Total Expenses After Transfers</b>	-	-	<b>9,195,302</b>	<b>9,195,302</b>
41	<b>Total Fund Class Statement of Activities Net Result</b>	-	-	<b>3,403,012</b>	<b>3,403,012</b>
42					
43	<b>FC105 - Unrestricted Operating</b>				
46	Tuition & Educational Fees Net Summary	-	-	-	-
47	Sales of Goods & Services Summary	-	-	(20,000)	(20,000)
48	Grants & Contracts Summary	-	-	-	-
49	Federal Appropriations Summary	-	-	-	-
50	Other Operating Revenue Summary	-	-	-	-
51	Non Operating Revenues Summary	-	-	-	-
52	Appropriations Summary	-	-	-	-
53	Gifts Summary	-	-	-	-
54	Investment Income Summary	-	-	-	-
55	Other Non Operating Revenues Summary	-	-	-	-
56	Provost Strategic Initiatives	-	-	-	-
57	Internal Budget Reduction Allocation	-	-	-	-
58	<b>Total Revenue</b>	-	-	<b>(20,000)</b>	<b>(20,000)</b>
59					
63	Salary & Wages Summary	-	-	1,873,476	1,873,476
64	Services, Travel, and Supplies	-	-	307,365	307,365
65	Util., Repair & Maint., and Rentals	-	-	8,788	8,788
66	Int., Claims, Other Exp., Subcontracts, Depr. & Amort.	-	-	29,570	29,570
67	Cap. Exp., Discont. Op., and Other Non-op. Exp.	-	-	-	-
68	<b>Total Expenses Before Transfers</b>	-	-	<b>2,219,199</b>	<b>2,219,199</b>
69					
71	Internal Allocations & Sales Summary	-	-	(870,855)	(870,855)
72	Provisions for Replacement & Depreciation Grouping	-	-	-	-
73	Debt Service Grouping	-	-	-	-
74	Transfers To/From Operations Grouping	-	-	2,000	2,000
75	<b>Total Funding Transfers</b>	-	-	<b>(868,855)</b>	<b>(868,855)</b>
76					
77	<b>Total Expenses After Transfers</b>	-	-	<b>1,350,344</b>	<b>1,350,344</b>
78	<b>FC105 - Unrestricted Operating Statement of Activities Net Result</b>	-	-	<b>1,330,344</b>	<b>1,330,344</b>
79					

	A	B	C	D	E
1	 <b>UNIVERSITY OF WYOMING</b>	<b>UW Operating Budget</b>			
2		<b>Board of Trustees</b>			
3		<b>C7100 - Research Development Subdivision</b>			
4		<b>FY2023</b>	<b>FY2024</b>	<b>Variance</b>	
5	<b>Summary Level Natural Accounts by Fund Class</b>	<b>Budget Amount</b>	<b>Actuals through March 2023</b>	<b>President's Review Version Budget Amount</b>	<b>President's Review FY23 to FY24 Budgets</b>
80	<b>B20 - Designated Operating</b>				
83	Tuition & Educational Fees Net Summary	-	-	-	-
84	Sales of Goods & Services Summary	-	-	(637,248)	(637,248)
85	Grants & Contracts Summary	-	-	(470,000)	(470,000)
86	Federal Appropriations Summary	-	-	-	-
87	Other Operating Revenue Summary	-	-	(145,000)	(145,000)
88	Non Operating Revenues Summary	-	-	-	-
89	Appropriations Summary	-	-	-	-
90	Gifts Summary	-	-	-	-
91	Investment Income Summary	-	-	-	-
92	Other Non Operating Revenues Summary	-	-	-	-
93	Provost Strategic Initiatives	-	-	-	-
94	Internal Budget Reduction Allocation	-	-	-	-
95	<b>Total Revenue</b>	-	-	(1,252,248)	(1,252,248)
96					
100	Salary & Wages Summary	-	-	3,071,798	3,071,798
101	Services, Travel, and Supplies	-	-	1,130,334	1,130,334
102	Util., Repair & Maint., and Rentals	-	-	37,000	37,000
103	Int., Claims, Other Exp., Subcontracts, Depr. & Amort.	-	-	104,848	104,848
104	Cap. Exp., Discont. Op., and Other Non-op. Exp.	-	-	-	-
105	<b>Total Expenses Before Transfers</b>	-	-	4,343,980	4,343,980
106					
108	Internal Allocations & Sales Summary	-	-	(728,119)	(728,119)
109	Provisions for Replacement & Depreciation Grouping	-	-	30,000	30,000
110	Debt Service Grouping	-	-	-	-
111	Transfers To/From Operations Grouping	-	-	(240,000)	(240,000)
112	<b>Total Funding Transfers</b>	-	-	(938,119)	(938,119)
113					
114	<b>Total Expenses After Transfers</b>	-	-	3,405,861	3,405,861
115	<b>B20 - Designated Operating Statement of Activities Net Result</b>	-	-	2,153,613	2,153,613
116					
117	<b>B30 - Restr Expendable Operating</b>				
120	Tuition & Educational Fees Net Summary	-	-	-	-
121	Sales of Goods & Services Summary	-	-	-	-
122	Grants & Contracts Summary	-	-	-	-
123	Federal Appropriations Summary	-	-	-	-
124	Other Operating Revenue Summary	-	-	-	-
125	Non Operating Revenues Summary	-	-	-	-
126	Appropriations Summary	-	-	-	-
127	Gifts Summary	-	-	-	-
128	Investment Income Summary	-	-	-	-
129	Other Non Operating Revenues Summary	-	-	-	-
130	Provost Strategic Initiatives	-	-	-	-
131	Internal Budget Reduction Allocation	-	-	-	-
132	<b>Total Revenue</b>	-	-	-	-
133					
137	Salary & Wages Summary	-	-	-	-
138	Services, Travel, and Supplies	-	-	-	-
139	Util., Repair & Maint., and Rentals	-	-	-	-
140	Int., Claims, Other Exp., Subcontracts, Depr. & Amort.	-	-	-	-
141	Cap. Exp., Discont. Op., and Other Non-op. Exp.	-	-	-	-
142	<b>Total Expenses Before Transfers</b>	-	-	-	-
143					
144	<b>Total Funding Transfers</b>	-	-	-	-
145	Internal Allocations & Sales Summary	-	-	-	-
146	Provisions for Replacement & Depreciation Grouping	-	-	-	-
147	Debt Service Grouping	-	-	-	-
148	Transfers To/From Operations Grouping	-	-	-	-
149	<b>Total Funding Transfers</b>	-	-	-	-
150					
151	<b>Total Expenses After Transfers</b>	-	-	-	-
152	<b>B30 - Restr Expendable Operating Statement of Activities Net Result</b>	-	-	-	-
153					


	A	B	C	D	E
1	 <b>UNIVERSITY OF WYOMING</b>	<b>UW Operating Budget</b> <b>Board of Trustees</b>			
2		<b>C7100 - Research Development Subdivision</b>			
3					
4		FY2023		FY2024	Variance
5	<b>Summary Level Natural Accounts by Fund Class</b>	<b>Budget Amount</b>	<b>Actuals through March 2023</b>	<b>President's Review Version Budget Amount</b>	<b>President's Review FY23 to FY24 Budgets</b>
154	<b>B35 - Restr Expendable Non Op</b>				
157	Tuition & Educational Fees Net Summary	-	-	-	-
158	Sales of Goods & Services Summary	-	-	-	-
159	Grants & Contracts Summary	-	-	-	-
160	Federal Appropriations Summary	-	-	-	-
161	Other Operating Revenue Summary	-	-	-	-
162	Non Operating Revenues Summary	-	-	-	-
163	Appropriations Summary	-	-	-	-
164	Gifts Summary	-	-	-	-
165	Investment Income Summary	-	-	-	-
166	Other Non Operating Revenues Summary	-	-	-	-
167	Provost Strategic Initiatives	-	-	-	-
168	Internal Budget Reduction Allocation	-	-	-	-
169	<b>Total Revenue</b>	-	-	-	-
170					
174	Salary & Wages Summary	-	-	-	-
175	Services, Travel, and Supplies	-	-	-	-
176	Util., Repair & Maint., and Rentals	-	-	-	-
177	Int., Claims, Other Exp., Subcontracts, Depr. & Amort.	-	-	-	-
178	Cap. Exp., Discout. Op., and Other Non-op. Exp.	-	-	-	-
179	<b>Total Expenses Before Transfers</b>	-	-	-	-
180					
182	Internal Allocations & Sales Summary	-	-	-	-
183	Provisions for Replacement & Depreciation Grouping	-	-	-	-
184	Debt Service Grouping	-	-	-	-
185	Transfers To/From Operations Grouping	-	-	-	-
186	<b>Total Funding Transfers</b>	-	-	-	-
187					
188	<b>Total Expenses After Transfers</b>	-	-	-	-
189	<b>B35 - Restr Expendable Non Op Statement of Activities Net Result</b>	-	-	-	-
190					
192	<b>B40 - Sponsored Projects Restr</b>				
193	<b>Total Revenue</b>	-	-	(4,520,042)	(4,520,042)
194	<b>Total Expenses</b>	-	-	4,439,097	4,439,097
195	<b>B40 - Sponsored Projects Restr Statement of Activities Net Result</b>	-	-	(80,945)	(80,945)
196					
197	<b>B45 - Govt Funds Non Project</b>				
198	<b>Total Revenue</b>	-	-	-	-
199	<b>Total Expenses</b>	-	-	-	-
200	<b>B45 - Govt Funds Non Project Statement of Activities Net Result</b>	-	-	-	-
201					


	A	B	C	D	E
1	 <b>UNIVERSITY OF WYOMING</b>	<b>UW Operating Budget</b> <b>Board of Trustees</b>			
2		<b>C7200 - Economic Development Subdivision</b>			
3					
4		FY2023	FY2024	Variance	
5	<b>Summary Level Natural Accounts by Fund Class</b>	<b>Budget Amount</b>	<b>Actuals through March 2023</b>	<b>President's Review Version Budget Amount</b>	<b>President's Review FY23 to FY24 Budgets</b>
6	<b>Total Fund Class</b>				
9	Tuition & Educational Fees Net Summary	-	-	-	-
10	Sales of Goods & Services Summary	-	-	(95,000)	(95,000)
11	Grants & Contracts Summary	-	-	(1,357,250)	(1,357,250)
12	Federal Appropriations Summary	-	-	-	-
13	Other Operating Revenue Summary	-	-	(350,000)	(350,000)
14	Non Operating Revenues Summary	-	-	-	-
15	Appropriations Summary	-	-	-	-
16	Gifts Summary	-	-	(3,875,934)	(3,875,934)
17	Investment Income Summary	-	-	-	-
18	Other Non Operating Revenues Summary	-	-	-	-
19	Provost Strategic Initiatives	-	-	-	-
20	Internal Budget Reduction Allocation	-	-	-	-
21	<b>Total Revenue</b>	-	-	<b>(5,678,184)</b>	<b>(5,678,184)</b>
22					
26	Salary & Wages Summary	-	-	5,801,517	5,801,517
27	Services, Travel, and Supplies	-	-	3,666,699	3,666,699
28	Util., Repair & Maint., and Rentals	-	-	239,052	239,052
29	Int., Claims, Other Exp., Subcontracts, Depr. & Amort.	-	-	11,908	11,908
30	Cap. Exp., Discont. Op., and Other Non-op. Exp.	-	-	131,698	131,698
31	<b>Total Expenses Before Transfers</b>	-	-	<b>9,850,874</b>	<b>9,850,874</b>
32					
34	Internal Allocations & Sales Summary	-	-	(2,763,540)	(2,763,540)
35	Provisions for Replacement & Depreciation Grouping	-	-	-	-
36	Debt Service Grouping	-	-	-	-
37	Transfers To/From Operations Grouping	-	-	11,759	11,759
38	<b>Total Funding Transfers</b>	-	-	<b>(2,751,781)</b>	<b>(2,751,781)</b>
39					
40	<b>Total Expenses After Transfers</b>	-	-	<b>7,099,093</b>	<b>7,099,093</b>
41	<b>Total Fund Class Statement of Activities Net Result</b>	-	-	<b>1,420,909</b>	<b>1,420,909</b>
42					
43	<b>FC105 - Unrestricted Operating</b>				
46	Tuition & Educational Fees Net Summary	-	-	-	-
47	Sales of Goods & Services Summary	-	-	(95,000)	(95,000)
48	Grants & Contracts Summary	-	-	-	-
49	Federal Appropriations Summary	-	-	-	-
50	Other Operating Revenue Summary	-	-	(350,000)	(350,000)
51	Non Operating Revenues Summary	-	-	-	-
52	Appropriations Summary	-	-	-	-
53	Gifts Summary	-	-	-	-
54	Investment Income Summary	-	-	-	-
55	Other Non Operating Revenues Summary	-	-	-	-
56	Provost Strategic Initiatives	-	-	-	-
57	Internal Budget Reduction Allocation	-	-	-	-
58	<b>Total Revenue</b>	-	-	<b>(445,000)</b>	<b>(445,000)</b>
59					
63	Salary & Wages Summary	-	-	1,404,712	1,404,712
64	Services, Travel, and Supplies	-	-	2,382,232	2,382,232
65	Util., Repair & Maint., and Rentals	-	-	177,800	177,800
66	Int., Claims, Other Exp., Subcontracts, Depr. & Amort.	-	-	88,871	88,871
67	Cap. Exp., Discont. Op., and Other Non-op. Exp.	-	-	-	-
68	<b>Total Expenses Before Transfers</b>	-	-	<b>4,053,615</b>	<b>4,053,615</b>
69					
71	Internal Allocations & Sales Summary	-	-	(2,765,540)	(2,765,540)
72	Provisions for Replacement & Depreciation Grouping	-	-	-	-
73	Debt Service Grouping	-	-	-	-
74	Transfers To/From Operations Grouping	-	-	4,000	4,000
75	<b>Total Funding Transfers</b>	-	-	<b>(2,761,540)</b>	<b>(2,761,540)</b>
76					
77	<b>Total Expenses After Transfers</b>	-	-	<b>1,292,075</b>	<b>1,292,075</b>
78	<b>FC105 - Unrestricted Operating Statement of Activities Net Result</b>	-	-	<b>847,075</b>	<b>847,075</b>
79					


	A	B	C	D	E
1	 <b>UNIVERSITY OF WYOMING</b>	<b>UW Operating Budget</b> <b>Board of Trustees</b>			
2		<b>C7200 - Economic Development Subdivision</b>			
3					
4		FY2023		FY2024	Variance
5	<b>Summary Level Natural Accounts by Fund Class</b>	<b>Budget Amount</b>	<b>Actuals through March 2023</b>	<b>President's Review Version Budget Amount</b>	<b>President's Review FY23 to FY24 Budgets</b>
80	<b>B20 - Designated Operating</b>				
83	Tuition & Educational Fees Net Summary	-	-	-	-
84	Sales of Goods & Services Summary	-	-	-	-
85	Grants & Contracts Summary	-	-	(74,600)	(74,600)
86	Federal Appropriations Summary	-	-	-	-
87	Other Operating Revenue Summary	-	-	-	-
88	Non Operating Revenues Summary	-	-	-	-
89	Appropriations Summary	-	-	-	-
90	Gifts Summary	-	-	-	-
91	Investment Income Summary	-	-	-	-
92	Other Non Operating Revenues Summary	-	-	-	-
93	Provost Strategic Initiatives	-	-	-	-
94	Internal Budget Reduction Allocation	-	-	-	-
95	<b>Total Revenue</b>	-	-	(74,600)	(74,600)
96					
100	Salary & Wages Summary	-	-	520,871	520,871
101	Services, Travel, and Supplies	-	-	102,463	102,463
102	Util., Repair & Maint., and Rentals	-	-	-	-
103	Int., Claims, Other Exp., Subcontracts, Depr. & Amort.	-	-	23,100	23,100
104	Cap. Exp., Discot. Op., and Other Non-op. Exp.	-	-	-	-
105	<b>Total Expenses Before Transfers</b>	-	-	646,434	646,434
106					
108	Internal Allocations & Sales Summary	-	-	2,000	2,000
109	Provisions for Replacement & Depreciation Grouping	-	-	-	-
110	Debt Service Grouping	-	-	-	-
111	Transfers To/From Operations Grouping	-	-	-	-
112	<b>Total Funding Transfers</b>	-	-	2,000	2,000
113					
114	<b>Total Expenses After Transfers</b>	-	-	648,434	648,434
115	<b>B20 - Designated Operating Statement of Activities Net Result</b>	-	-	573,834	573,834
116					
117	<b>B30 - Restr Expendable Operating</b>				
120	Tuition & Educational Fees Net Summary	-	-	-	-
121	Sales of Goods & Services Summary	-	-	-	-
122	Grants & Contracts Summary	-	-	-	-
123	Federal Appropriations Summary	-	-	-	-
124	Other Operating Revenue Summary	-	-	-	-
125	Non Operating Revenues Summary	-	-	-	-
126	Appropriations Summary	-	-	-	-
127	Gifts Summary	-	-	-	-
128	Investment Income Summary	-	-	-	-
129	Other Non Operating Revenues Summary	-	-	-	-
130	Provost Strategic Initiatives	-	-	-	-
131	Internal Budget Reduction Allocation	-	-	-	-
132	<b>Total Revenue</b>	-	-	-	-
133					
137	Salary & Wages Summary	-	-	-	-
138	Services, Travel, and Supplies	-	-	-	-
139	Util., Repair & Maint., and Rentals	-	-	-	-
140	Int., Claims, Other Exp., Subcontracts, Depr. & Amort.	-	-	-	-
141	Cap. Exp., Discot. Op., and Other Non-op. Exp.	-	-	-	-
142	<b>Total Expenses Before Transfers</b>	-	-	-	-
143					
144	<b>Total Funding Transfers</b>	-	-	-	-
145	Internal Allocations & Sales Summary	-	-	-	-
146	Provisions for Replacement & Depreciation Grouping	-	-	-	-
147	Debt Service Grouping	-	-	-	-
148	Transfers To/From Operations Grouping	-	-	-	-
149	<b>Total Funding Transfers</b>	-	-	-	-
150					
151	<b>Total Expenses After Transfers</b>	-	-	-	-
152	<b>B30 - Restr Expendable Operating Statement of Activities Net Result</b>	-	-	-	-
153					


	A	B	C	D	E
1	 UNIVERSITY OF WYOMING	<b>UW Operating Budget</b> <b>Board of Trustees</b>			
2		<b>C7200 - Economic Development Subdivision</b>			
3					
4		FY2023	FY2024	Variance	
5	<b>Summary Level Natural Accounts by Fund Class</b>	<b>Budget Amount</b>	<b>Actuals through March 2023</b>	<b>President's Review Version Budget Amount</b>	<b>President's Review FY23 to FY24 Budgets</b>
154	<b>B35 - Restr Expendable Non Op</b>				
157	Tuition & Educational Fees Net Summary	-	-	-	-
158	Sales of Goods & Services Summary	-	-	-	-
159	Grants & Contracts Summary	-	-	-	-
160	Federal Appropriations Summary	-	-	-	-
161	Other Operating Revenue Summary	-	-	-	-
162	Non Operating Revenues Summary	-	-	-	-
163	Appropriations Summary	-	-	-	-
164	Gifts Summary	-	-	-	-
165	Investment Income Summary	-	-	-	-
166	Other Non Operating Revenues Summary	-	-	-	-
167	Provost Strategic Initiatives	-	-	-	-
168	Internal Budget Reduction Allocation	-	-	-	-
169	<b>Total Revenue</b>	-	-	-	-
170					
174	Salary & Wages Summary	-	-	-	-
175	Services, Travel, and Supplies	-	-	-	-
176	Util., Repair & Maint., and Rentals	-	-	-	-
177	Int., Claims, Other Exp., Subcontracts, Depr. & Amort.	-	-	-	-
178	Cap. Exp., Discnt. Op., and Other Non-op. Exp.	-	-	-	-
179	<b>Total Expenses Before Transfers</b>	-	-	-	-
180					
182	Internal Allocations & Sales Summary	-	-	-	-
183	Provisions for Replacement & Depreciation Grouping	-	-	-	-
184	Debt Service Grouping	-	-	-	-
185	Transfers To/From Operations Grouping	-	-	-	-
186	<b>Total Funding Transfers</b>	-	-	-	-
187					
188	<b>Total Expenses After Transfers</b>	-	-	-	-
189	<b>B35 - Restr Expendable Non Op Statement of Activities Net Result</b>	-	-	-	-
190					
192	<b>B40 - Sponsored Projects Restr</b>				
193	<b>Total Revenue</b>	-	-	(5,158,584)	(5,158,584)
194	<b>Total Expenses</b>	-	-	5,158,584	5,158,584
195	<b>B40 - Sponsored Projects Restr Statement of Activities Net Result</b>	-	-	0	0
196					
197	<b>B45 - Govt Funds Non Project</b>				
198	<b>Total Revenue</b>	-	-	-	-
199	<b>Total Expenses</b>	-	-	-	-
200	<b>B45 - Govt Funds Non Project Statement of Activities Net Result</b>	-	-	-	-
201					





	A	B	C	D	E
1	 <b>UNIVERSITY OF WYOMING</b>	<b>UW Operating Budget</b>			
2		<b>Board of Trustees</b>			
3		<b>B8000 - General Counsel Division</b>			
4		<b>FY2023</b>		<b>FY2024</b>	<b>Variance</b>
5	<b>Summary Level Natural Accounts by Fund Class</b>	<b>Budget Amount</b>	<b>Actuals through March 2023</b>	<b>President's Review Version Budget Amount</b>	<b>President's Review FY23 to FY24 Budgets</b>
6	<b>Total Fund Class</b>				
9	Tuition & Educational Fees Net Summary	(47,279)	(38,099)	(59,991)	(12,712)
10	Sales of Goods & Services Summary	-	-	-	-
11	Grants & Contracts Summary	-	-	-	-
12	Federal Appropriations Summary	-	-	-	-
13	Other Operating Revenue Summary	(202,000)	(613,277)	(202,000)	-
14	Non Operating Revenues Summary	-	-	-	-
15	Appropriations Summary	-	-	-	-
16	Gifts Summary	-	(55,199)	-	-
17	Investment Income Summary	-	-	-	-
18	Other Non Operating Revenues Summary	-	-	-	-
19	Provost Strategic Initiatives	-	-	-	-
20	Internal Budget Reduction Allocation	-	-	-	-
21	<b>Total Revenue</b>	<b>(249,279)</b>	<b>(706,575)</b>	<b>(261,991)</b>	<b>(12,712)</b>
22					
26	Salary & Wages Summary	1,747,760	1,342,098	1,817,897	70,137
27	Services, Travel, and Supplies	3,910,543	3,993,210	4,545,138	634,595
28	Util., Repair & Maint., and Rentals	-	-	-	-
29	Int., Claims, Other Exp., Subcontracts, Depr. & Amort.	258,732	414,850	252,732	(6,000)
30	Cap. Exp., Discont. Op., and Other Non-op. Exp.	-	-	-	-
31	<b>Total Expenses Before Transfers</b>	<b>5,917,035</b>	<b>5,750,158</b>	<b>6,615,767</b>	<b>698,732</b>
32					
34	Internal Allocations & Sales Summary	(385,208)	(477,282)	(390,208)	(5,000)
35	Provisions for Replacement & Depreciation Grouping	-	-	-	-
36	Debt Service Grouping	-	-	-	-
37	Transfers To/From Operations Grouping	-	-	-	-
38	<b>Total Funding Transfers</b>	<b>(385,208)</b>	<b>(477,282)</b>	<b>(390,208)</b>	<b>(5,000)</b>
39					
40	<b>Total Expenses After Transfers</b>	<b>5,531,827</b>	<b>5,272,875</b>	<b>6,225,559</b>	<b>693,732</b>
41	<b>Total Fund Class Statement of Activities Net Result</b>	<b>5,282,548</b>	<b>4,566,301</b>	<b>5,963,568</b>	<b>681,020</b>
42					
43	<b>FC105 - Unrestricted Operating</b>				
46	Tuition & Educational Fees Net Summary	-	-	-	-
47	Sales of Goods & Services Summary	-	-	-	-
48	Grants & Contracts Summary	-	-	-	-
49	Federal Appropriations Summary	-	-	-	-
50	Other Operating Revenue Summary	(202,000)	(613,277)	(202,000)	-
51	Non Operating Revenues Summary	-	-	-	-
52	Appropriations Summary	-	-	-	-
53	Gifts Summary	-	200	-	-
54	Investment Income Summary	-	-	-	-
55	Other Non Operating Revenues Summary	-	-	-	-
56	Provost Strategic Initiatives	-	-	-	-
57	Internal Budget Reduction Allocation	-	-	-	-
58	<b>Total Revenue</b>	<b>(202,000)</b>	<b>(613,077)</b>	<b>(202,000)</b>	<b>-</b>
59					
63	Salary & Wages Summary	1,701,621	1,311,747	1,759,046	57,425
64	Services, Travel, and Supplies	3,810,543	3,971,280	4,445,138	634,595
65	Util., Repair & Maint., and Rentals	-	-	-	-
66	Int., Claims, Other Exp., Subcontracts, Depr. & Amort.	258,732	414,850	252,732	(6,000)
67	Cap. Exp., Discont. Op., and Other Non-op. Exp.	-	-	-	-
68	<b>Total Expenses Before Transfers</b>	<b>5,770,896</b>	<b>5,697,877</b>	<b>6,456,916</b>	<b>686,020</b>
69					
71	Internal Allocations & Sales Summary	(386,348)	(478,180)	(391,348)	(5,000)
72	Provisions for Replacement & Depreciation Grouping	-	-	-	-
73	Debt Service Grouping	-	-	-	-
74	Transfers To/From Operations Grouping	-	-	-	-
75	<b>Total Funding Transfers</b>	<b>(386,348)</b>	<b>(478,180)</b>	<b>(391,348)</b>	<b>(5,000)</b>
76					
77	<b>Total Expenses After Transfers</b>	<b>5,384,548</b>	<b>5,219,697</b>	<b>6,065,568</b>	<b>681,020</b>
78	<b>FC105 - Unrestricted Operating Statement of Activities Net Result</b>	<b>5,182,548</b>	<b>4,606,621</b>	<b>5,863,568</b>	<b>681,020</b>
79					

	A	B	C	D	E
1	 UNIVERSITY OF WYOMING	<b>UW Operating Budget</b> <b>Board of Trustees</b>			
2		<b>B8000 - General Council Division</b>			
3					
4		FY2023		FY2024	Variance
5	<b>Summary Level Natural Accounts by Fund Class</b>	Budget Amount	Actuals through March 2023	President's Review Version Budget Amount	President's Review FY23 to FY24 Budgets
80	<b>B20 - Designated Operating</b>				
83	Tuition & Educational Fees Net Summary	(47,279)	(38,099)	(59,991)	(12,712)
84	Sales of Goods & Services Summary	-	-	-	-
85	Grants & Contracts Summary	-	-	-	-
86	Federal Appropriations Summary	-	-	-	-
87	Other Operating Revenue Summary	-	-	-	-
88	Non Operating Revenues Summary	-	-	-	-
89	Appropriations Summary	-	-	-	-
90	Gifts Summary	-	(55,399)	-	-
91	Investment Income Summary	-	-	-	-
92	Other Non Operating Revenues Summary	-	-	-	-
93	Provost Strategic Initiatives	-	-	-	-
94	Internal Budget Reduction Allocation	-	-	-	-
95	<b>Total Revenue</b>	<b>(47,279)</b>	<b>(93,498)</b>	<b>(59,991)</b>	<b>(12,712)</b>
96					
100	Salary & Wages Summary	46,139	30,351	58,851	12,712
101	Services, Travel, and Supplies	100,000	21,930	100,000	-
102	Util., Repair & Maint., and Rentals	-	-	-	-
103	Int., Claims, Other Exp., Subcontracts, Depr. & Amort.	-	-	-	-
104	Cap. Exp., Discont. Op., and Other Non-op. Exp.	-	-	-	-
105	<b>Total Expenses Before Transfers</b>	<b>146,139</b>	<b>52,281</b>	<b>158,851</b>	<b>12,712</b>
106					
108	Internal Allocations & Sales Summary	1,140	898	1,140	-
109	Provisions for Replacement & Depreciation Grouping	-	-	-	-
110	Debt Service Grouping	-	-	-	-
111	Transfers To/From Operations Grouping	-	-	-	-
112	<b>Total Funding Transfers</b>	<b>1,140</b>	<b>898</b>	<b>1,140</b>	<b>-</b>
113					
114	<b>Total Expenses After Transfers</b>	<b>147,279</b>	<b>53,178</b>	<b>159,991</b>	<b>12,712</b>
115	<b>B20 - Designated Operating Statement of Activities Net Result</b>	<b>100,000</b>	<b>(40,320)</b>	<b>100,000</b>	<b>(0)</b>
116					
117	<b>B30 - Restr Expendable Operating</b>				
120	Tuition & Educational Fees Net Summary	-	-	-	-
121	Sales of Goods & Services Summary	-	-	-	-
122	Grants & Contracts Summary	-	-	-	-
123	Federal Appropriations Summary	-	-	-	-
124	Other Operating Revenue Summary	-	-	-	-
125	Non Operating Revenues Summary	-	-	-	-
126	Appropriations Summary	-	-	-	-
127	Gifts Summary	-	-	-	-
128	Investment Income Summary	-	-	-	-
129	Other Non Operating Revenues Summary	-	-	-	-
130	Provost Strategic Initiatives	-	-	-	-
131	Internal Budget Reduction Allocation	-	-	-	-
132	<b>Total Revenue</b>	<b>-</b>	<b>-</b>	<b>-</b>	<b>-</b>
133					
137	Salary & Wages Summary	-	-	-	-
138	Services, Travel, and Supplies	-	-	-	-
139	Util., Repair & Maint., and Rentals	-	-	-	-
140	Int., Claims, Other Exp., Subcontracts, Depr. & Amort.	-	-	-	-
141	Cap. Exp., Discont. Op., and Other Non-op. Exp.	-	-	-	-
142	<b>Total Expenses Before Transfers</b>	<b>-</b>	<b>-</b>	<b>-</b>	<b>-</b>
143					
144	<b>Total Funding Transfers</b>	<b>-</b>	<b>-</b>	<b>-</b>	<b>-</b>
145	Internal Allocations & Sales Summary	-	-	-	-
146	Provisions for Replacement & Depreciation Grouping	-	-	-	-
147	Debt Service Grouping	-	-	-	-
148	Transfers To/From Operations Grouping	-	-	-	-
149	<b>Total Funding Transfers</b>	<b>-</b>	<b>-</b>	<b>-</b>	<b>-</b>
150					
151	<b>Total Expenses After Transfers</b>	<b>-</b>	<b>-</b>	<b>-</b>	<b>-</b>
152	<b>B30 - Restr Expendable Operating Statement of Activities Net Result</b>	<b>-</b>	<b>-</b>	<b>-</b>	<b>-</b>
153					

	A	B	C	D	E
1	 <b>UNIVERSITY OF WYOMING</b>	<b>UW Operating Budget</b>			
2		<b>Board of Trustees</b>			
3		<b>B8000 - General Council Division</b>			
4		<b>FY2023</b>	<b>FY2024</b>	<b>Variance</b>	
5	<b>Summary Level Natural Accounts by Fund Class</b>	<b>Budget Amount</b>	<b>Actuals through March 2023</b>	<b>President's Review Version Budget Amount</b>	<b>President's Review FY23 to FY24 Budgets</b>
154	<b>B35 - Restr Expendable Non Op</b>				
157	Tuition & Educational Fees Net Summary	-	-	-	-
158	Sales of Goods & Services Summary	-	-	-	-
159	Grants & Contracts Summary	-	-	-	-
160	Federal Appropriations Summary	-	-	-	-
161	Other Operating Revenue Summary	-	-	-	-
162	Non Operating Revenues Summary	-	-	-	-
163	Appropriations Summary	-	-	-	-
164	Gifts Summary	-	-	-	-
165	Investment Income Summary	-	-	-	-
166	Other Non Operating Revenues Summary	-	-	-	-
167	Provost Strategic Initiatives	-	-	-	-
168	Internal Budget Reduction Allocation	-	-	-	-
169	<b>Total Revenue</b>	-	-	-	-
170					
174	Salary & Wages Summary	-	-	-	-
175	Services, Travel, and Supplies	-	-	-	-
176	Util., Repair & Maint., and Rentals	-	-	-	-
177	Int., Claims, Other Exp., Subcontracts, Depr. & Amort.	-	-	-	-
178	Cap. Exp., Discout. Op., and Other Non-op. Exp.	-	-	-	-
179	<b>Total Expenses Before Transfers</b>	-	-	-	-
180					
182	Internal Allocations & Sales Summary	-	-	-	-
183	Provisions for Replacement & Depreciation Grouping	-	-	-	-
184	Debt Service Grouping	-	-	-	-
185	Transfers To/From Operations Grouping	-	-	-	-
186	<b>Total Funding Transfers</b>	-	-	-	-
187					
188	<b>Total Expenses After Transfers</b>	-	-	-	-
189	<b>B35 - Restr Expendable Non Op Statement of Activities Net Result</b>	-	-	-	-
190					
192	<b>B40 - Sponsored Projects Restr</b>				
193	<b>Total Revenue</b>	-	-	-	-
194	<b>Total Expenses</b>	-	-	-	-
195	<b>B40 - Sponsored Projects Restr Statement of Activities Net Result</b>	-	-	-	-
196					
197	<b>B45 - Govt Funds Non Project</b>				
198	<b>Total Revenue</b>	-	-	-	-
199	<b>Total Expenses</b>	-	-	-	-
200	<b>B45 - Govt Funds Non Project Statement of Activities Net Result</b>	-	-	-	-
201					

	A	B	C	D	E
1	 <b>UNIVERSITY OF WYOMING</b>	<b>UW Operating Budget</b>			
2		<b>Board of Trustees</b>			
3		<b>B9000 - Intercollegiate Athletics Division</b>			
4		<b>FY2023</b>		<b>FY2024</b>	<b>Variance</b>
5	<b>Summary Level Natural Accounts by Fund Class</b>	<b>Budget Amount</b>	<b>Actuals through March 2023</b>	<b>President's Review Version Budget Amount</b>	<b>President's Review FY23 to FY24 Budgets</b>
6	<b>Total Fund Class</b>				
9	Tuition & Educational Fees Net Summary	6,519,733	4,695,313	7,498,783	979,050
10	Sales of Goods & Services Summary	(15,195,889)	(8,057,145)	(18,055,428)	(2,859,539)
11	Grants & Contracts Summary	-	-	-	-
12	Federal Appropriations Summary	-	-	-	-
13	Other Operating Revenue Summary	(581,000)	(497,374)	(311,000)	270,000
14	Non Operating Revenues Summary	-	-	-	-
15	Appropriations Summary	(5,100,000)	(1,015,067)	(5,100,000)	-
16	Gifts Summary	(1,629,888)	(905,363)	(1,431,007)	198,881
17	Investment Income Summary	-	-	-	-
18	Other Non Operating Revenues Summary	-	-	-	-
19	Provost Strategic Initiatives	-	-	-	-
20	Internal Budget Reduction Allocation	-	-	-	-
21	<b>Total Revenue</b>	<b>(15,987,043)</b>	<b>(5,779,636)</b>	<b>(17,398,651)</b>	<b>(1,411,608)</b>
22					
26	Salary & Wages Summary	19,381,899	14,645,641	20,902,492	1,520,593
27	Services, Travel, and Supplies	9,922,422	9,353,286	10,369,649	447,227
28	Util., Repair & Maint., and Rentals	308,638	214,666	352,138	43,500
29	Int., Claims, Other Exp., Subcontracts, Depr. & Amort.	2,050,504	1,885,927	2,349,468	298,964
30	Cap. Exp., Discont. Op., and Other Non-op. Exp.	-	(1,382)	-	-
31	<b>Total Expenses Before Transfers</b>	<b>31,663,463</b>	<b>26,098,138</b>	<b>33,973,747</b>	<b>2,310,284</b>
32					
34	Internal Allocations & Sales Summary	(2,211,447)	1,298,164	(1,735,675)	475,772
35	Provisions for Replacement & Depreciation Grouping	-	-	-	-
36	Debt Service Grouping	-	-	-	-
37	Transfers To/From Operations Grouping	-	(1,824,048)	(442,520)	(442,520)
38	<b>Total Funding Transfers</b>	<b>(2,211,447)</b>	<b>(525,884)</b>	<b>(2,178,195)</b>	<b>33,252</b>
39					
40	<b>Total Expenses After Transfers</b>	<b>29,452,016</b>	<b>25,572,254</b>	<b>31,795,552</b>	<b>2,343,536</b>
41	<b>Total Fund Class Statement of Activities Net Result</b>	<b>13,464,972</b>	<b>19,792,618</b>	<b>14,396,901</b>	<b>931,928</b>
42					
43	<b>FC105 - Unrestricted Operating</b>				
46	Tuition & Educational Fees Net Summary	5,790,605	4,690,933	6,329,283	538,678
47	Sales of Goods & Services Summary	(15,195,889)	(8,057,145)	(18,055,428)	(2,859,539)
48	Grants & Contracts Summary	-	-	-	-
49	Federal Appropriations Summary	-	-	-	-
50	Other Operating Revenue Summary	(581,000)	(497,374)	(311,000)	270,000
51	Non Operating Revenues Summary	-	-	-	-
52	Appropriations Summary	(5,100,000)	(1,015,067)	(5,100,000)	-
53	Gifts Summary	-	(250,000)	(375,000)	(375,000)
54	Investment Income Summary	-	-	-	-
55	Other Non Operating Revenues Summary	-	-	-	-
56	Provost Strategic Initiatives	-	-	-	-
57	Internal Budget Reduction Allocation	-	-	-	-
58	<b>Total Revenue</b>	<b>(15,086,284)</b>	<b>(5,128,653)</b>	<b>(17,512,145)</b>	<b>(2,425,861)</b>
59					
63	Salary & Wages Summary	19,137,736	14,485,955	20,671,412	1,533,675
64	Services, Travel, and Supplies	9,437,750	8,963,353	9,871,703	433,953
65	Util., Repair & Maint., and Rentals	300,638	210,816	352,138	51,500
66	Int., Claims, Other Exp., Subcontracts, Depr. & Amort.	1,934,004	1,885,147	2,349,468	415,464
67	Cap. Exp., Discont. Op., and Other Non-op. Exp.	-	(1,382)	-	-
68	<b>Total Expenses Before Transfers</b>	<b>30,810,128</b>	<b>25,543,889</b>	<b>33,244,721</b>	<b>2,434,592</b>
69					
71	Internal Allocations & Sales Summary	(2,258,872)	1,281,445	(1,735,675)	523,197
72	Provisions for Replacement & Depreciation Grouping	-	-	-	-
73	Debt Service Grouping	-	-	-	-
74	Transfers To/From Operations Grouping	-	95,015	400,000	400,000
75	<b>Total Funding Transfers</b>	<b>(2,258,872)</b>	<b>1,376,460</b>	<b>(1,335,675)</b>	<b>923,197</b>
76					
77	<b>Total Expenses After Transfers</b>	<b>28,551,256</b>	<b>26,920,349</b>	<b>31,909,046</b>	<b>3,357,789</b>
78	<b>FC105 - Unrestricted Operating Statement of Activities Net Result</b>	<b>13,464,972</b>	<b>21,791,697</b>	<b>14,396,901</b>	<b>931,928</b>
79					

	A	B	C	D	E
1	 <b>UNIVERSITY OF WYOMING</b>	<b>UW Operating Budget</b>			
2		<b>Board of Trustees</b>			
3		<b>B9000 - Intercollegiate Athletics Division</b>			
4		<b>FY2023</b>	<b>FY2024</b>	<b>Variance</b>	
5	<b>Summary Level Natural Accounts by Fund Class</b>	<b>Budget Amount</b>	<b>Actuals through March 2023</b>	<b>President's Review Version Budget Amount</b>	<b>President's Review FY23 to FY24 Budgets</b>
80	<b>B20 - Designated Operating</b>				
83	Tuition & Educational Fees Net Summary	-	-	-	-
84	Sales of Goods & Services Summary	-	-	-	-
85	Grants & Contracts Summary	-	-	-	-
86	Federal Appropriations Summary	-	-	-	-
87	Other Operating Revenue Summary	-	-	-	-
88	Non Operating Revenues Summary	-	-	-	-
89	Appropriations Summary	-	-	-	-
90	Gifts Summary	-	-	-	-
91	Investment Income Summary	-	-	-	-
92	Other Non Operating Revenues Summary	-	-	-	-
93	Provost Strategic Initiatives	-	-	-	-
94	Internal Budget Reduction Allocation	-	-	-	-
95	<b>Total Revenue</b>	-	-	-	-
96					
100	Salary & Wages Summary	-	-	-	-
101	Services, Travel, and Supplies	-	286	-	-
102	Util., Repair & Maint., and Rentals	-	-	-	-
103	Int., Claims, Other Exp., Subcontracts, Depr. & Amort.	-	-	-	-
104	Cap. Exp., Discont. Op., and Other Non-op. Exp.	-	-	-	-
105	<b>Total Expenses Before Transfers</b>	-	286	-	-
106					
108	Internal Allocations & Sales Summary	-	5,037	-	-
109	Provisions for Replacement & Depreciation Grouping	-	-	-	-
110	Debt Service Grouping	-	-	-	-
111	Transfers To/From Operations Grouping	-	-	-	-
112	<b>Total Funding Transfers</b>	-	5,037	-	-
113					
114	<b>Total Expenses After Transfers</b>	-	5,324	-	-
115	<b>B20 - Designated Operating Statement of Activities Net Result</b>	-	5,324	-	-
116					
117	<b>B30 - Restr Expendable Operating</b>				
120	Tuition & Educational Fees Net Summary	729,128	4,380	60,000	(669,128)
121	Sales of Goods & Services Summary	-	-	-	-
122	Grants & Contracts Summary	-	-	-	-
123	Federal Appropriations Summary	-	-	-	-
124	Other Operating Revenue Summary	-	-	-	-
125	Non Operating Revenues Summary	-	-	-	-
126	Appropriations Summary	-	-	-	-
127	Gifts Summary	(1,629,888)	(655,363)	(789,027)	840,861
128	Investment Income Summary	-	-	-	-
129	Other Non Operating Revenues Summary	-	-	-	-
130	Provost Strategic Initiatives	-	-	-	-
131	Internal Budget Reduction Allocation	-	-	-	-
132	<b>Total Revenue</b>	(900,759)	(650,983)	(729,027)	171,733
133					
137	Salary & Wages Summary	244,162	159,685	231,081	(13,082)
138	Services, Travel, and Supplies	484,672	389,647	497,946	13,274
139	Util., Repair & Maint., and Rentals	8,000	3,850	-	(8,000)
140	Int., Claims, Other Exp., Subcontracts, Depr. & Amort.	116,500	780	-	(116,500)
141	Cap. Exp., Discont. Op., and Other Non-op. Exp.	-	-	-	-
142	<b>Total Expenses Before Transfers</b>	853,334	553,962	729,027	(124,308)
143					
144	<b>Total Funding Transfers</b>				
145	Internal Allocations & Sales Summary	47,425	11,682	-	(47,425)
146	Provisions for Replacement & Depreciation Grouping	-	-	-	-
147	Debt Service Grouping	-	-	-	-
148	Transfers To/From Operations Grouping	-	23,457	-	-
149	<b>Total Funding Transfers</b>	47,425	35,139	-	(47,425)
150					
151	<b>Total Expenses After Transfers</b>	900,759	589,101	729,027	(171,733)
152	<b>B30 - Restr Expendable Operating Statement of Activities Net Result</b>	0	(61,882)	-	(0)
153					

	A	B	C	D	E
1	 UNIVERSITY OF WYOMING	<b>UW Operating Budget</b> <b>Board of Trustees</b>			
2		<b>B9000 - Intercollegiate Athletics Division</b>			
3					
4		FY2023		FY2024	Variance
5	<b>Summary Level Natural Accounts by Fund Class</b>	Budget Amount	Actuals through March 2023	President's Review Version Budget Amount	President's Review FY23 to FY24 Budgets
154	<b>B35 - Restr Expendable Non Op</b>				
157	Tuition & Educational Fees Net Summary	-	-	1,109,500	1,109,500
158	Sales of Goods & Services Summary	-	-	-	-
159	Grants & Contracts Summary	-	-	-	-
160	Federal Appropriations Summary	-	-	-	-
161	Other Operating Revenue Summary	-	-	-	-
162	Non Operating Revenues Summary	-	-	-	-
163	Appropriations Summary	-	-	-	-
164	Gifts Summary	-	-	(266,980)	(266,980)
165	Investment Income Summary	-	-	-	-
166	Other Non Operating Revenues Summary	-	-	-	-
167	Provost Strategic Initiatives	-	-	-	-
168	Internal Budget Reduction Allocation	-	-	-	-
169	<b>Total Revenue</b>	-	-	<b>842,520</b>	<b>842,520</b>
170					
174	Salary & Wages Summary	-	-	-	-
175	Services, Travel, and Supplies	-	-	-	-
176	Util., Repair & Maint., and Rentals	-	-	-	-
177	Int., Claims, Other Exp., Subcontracts, Depr. & Amort.	-	-	-	-
178	Cap. Exp., Discont. Op., and Other Non-op. Exp.	-	-	-	-
179	<b>Total Expenses Before Transfers</b>	-	-	-	-
180					
182	Internal Allocations & Sales Summary	-	-	-	-
183	Provisions for Replacement & Depreciation Grouping	-	-	-	-
184	Debt Service Grouping	-	-	-	-
185	Transfers To/From Operations Grouping	-	(1,942,520)	(842,520)	(842,520)
186	<b>Total Funding Transfers</b>	-	<b>(1,942,520)</b>	<b>(842,520)</b>	<b>(842,520)</b>
187					
188	<b>Total Expenses After Transfers</b>	-	<b>(1,942,520)</b>	<b>(842,520)</b>	<b>(842,520)</b>
189	<b>B35 - Restr Expendable Non Op Statement of Activities Net Result</b>	-	<b>(1,942,520)</b>	-	-
190					
192	<b>B40 - Sponsored Projects Restr</b>				
193	<b>Total Revenue</b>	-	-	-	-
194	<b>Total Expenses</b>	-	-	-	-
195	<b>B40 - Sponsored Projects Restr Statement of Activities Net Result</b>	-	-	-	-
196					
197	<b>B45 - Govt Funds Non Project</b>				
198	<b>Total Revenue</b>	-	-	-	-
199	<b>Total Expenses</b>	-	-	-	-
200	<b>B45 - Govt Funds Non Project Statement of Activities Net Result</b>	-	-	-	-
201					