


Research & Economic Development

Annual Report
of External Awards
FY 2009



UNIVERSITY OF WYOMING

For fiscal year 2008-2009 the University of Wyoming received \$81 million in external awards, the 23th consecutive year that a new record in external funding has been set. This amazing string of record years is due to the hard work of UW faculty and staff. This year's total contains only a small amount of American Recovery and Reinvestment Act (ARRA) funding, which will be more prominent in FY 2009-2010.

These awards provide support to all the University's key missions of research, teaching and service. And while the Office of Research and Economic Development is charged with accounting for all external awards we also celebrate what these funds do to support students, create new knowledge and new applications of existing knowledge, and help the University serve the state.

With the \$81 million reported this fiscal year, we note a 3% increase in real growth (over inflation) of external awards. Importantly \$75 million in sponsored project expenditures were incurred during the year to support the work and which provided secondary benefits, amounting to millions of dollars, to the state.

There are new data in this year's report. Our reports now include expenditures in addition to the funds received for the fiscal year. For the first time we are reporting the number of patent disclosures for each College or administrative unit. As in the past, the summary of external awards report funds UW received for the fiscal year to carry out work on grants, contracts and service agreements for that year and not necessarily the total award for a given project.

Two reasons underlie the reported federal funding increase. First, and most importantly, UW faculty and staff are increasingly competitive for federal awards. Second, we now include under federal awards those federal funds that are distributed to an agency and secondarily awarded to UW. In prior years these so-called federal pass-through funds were credited to the intermediate agency, such as a state agency. This year we have changed our reporting to align with other institutions and credit these to the originating federal agency. You will note a significant increase in the federal funds and a consequent decrease in state funding for the fiscal year.

The Research Office congratulates all who have received awards over the past year. Through your hard work, UW's reputation grows and our constituents benefit.

William A. Gern, Vice President

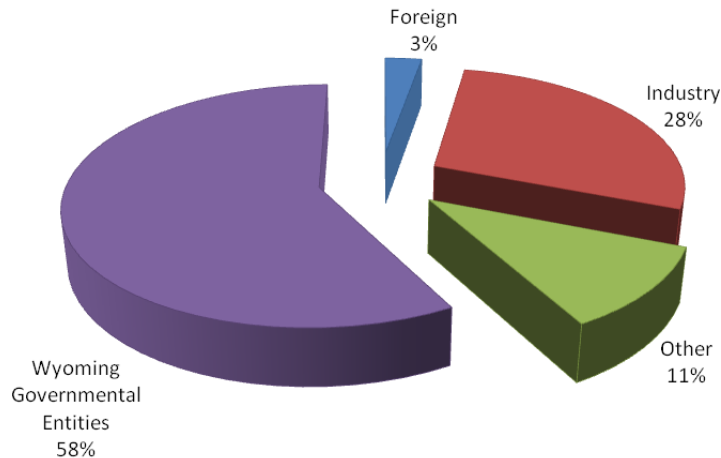
Research & Economic Development

Table of Contents

Awards by Sponsor.....	4
Expenditures by Sponsor.....	5
Awards to Organizational Units	6
College Awards	
College 5 Year Award Chart.....	8
Agriculture	9
Arts & Sciences	10-11
Business	12
Education.....	13
Engineering	14
Health Sciences.....	15
Administrative Awards	
Administration and Finance	18
Academic Affairs	19
Research & Economic Development	20
Student Affairs.....	21
Total Sponsored Projects Obligated.....	22
Patents filed by Department.....	23

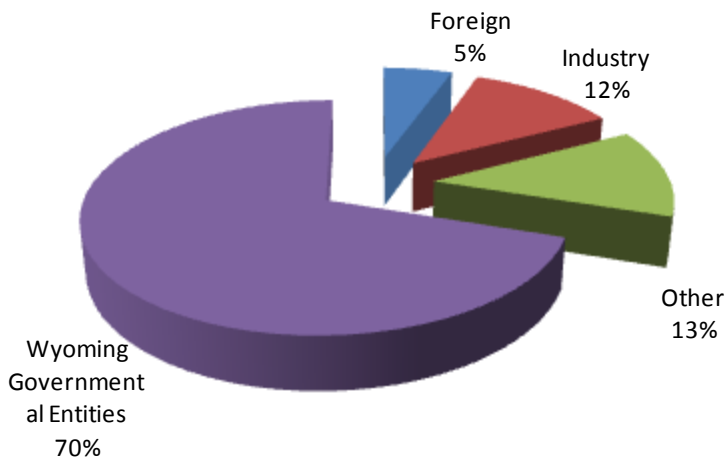
Awards by Sponsor

SPONSOR	NEW AWARDS	INCREASES	TOTAL \$ AWARDED
FEDERAL			
Cooperation for National and Community Service	3	-	266,430
Department of Agriculture	51	19	5,912,221
Department of Commerce	2	-	482,048
Department of Defense	17	16	6,148,891
Department of Education	27	5	14,988,030
Department of Energy	12	8	3,511,895
Department of Health and Human Services	49	10	14,318,193
Department of Interior	41	21	3,215,986
Department of Justice	2	-	125,383
Department of Transportation	11	1	1,415,396
National Aeronautics and Space Administration	9	11	2,526,621
National Geospatial Intelligence Agency	1	-	280,112
National Science Foundation	37	26	12,596,726
Small Business Administration	1	-	611,111
Other Federal	23	2	373,105
Total Federal	286	119	\$66,772,148
NON-FEDERAL			
Foreign	3	4	396,405
Industry	47	42	4,011,226
Other	32	19	1,565,023
Wyoming Governmental Entities	77	21	8,268,035
Total Non-Federal	159	86	\$14,240,689
GRAND TOTAL	445	205	\$81,012,837



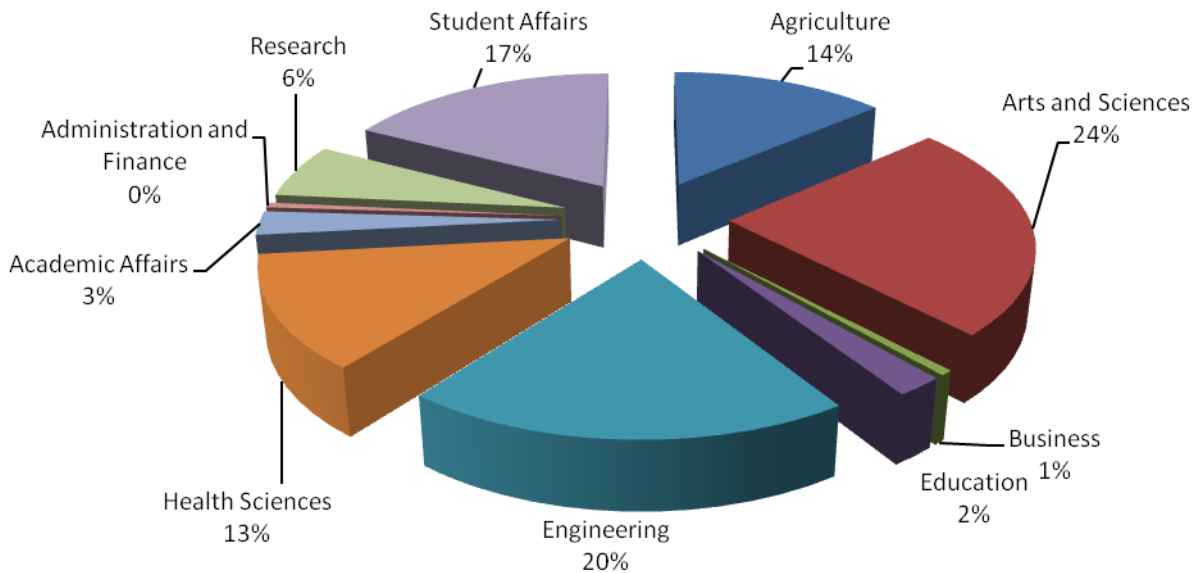
Expenditures by Sponsor

SPONSOR	TOTAL EXPENDITURES
FEDERAL	
Cooperation for National and Community Service	222,983
Department of Agriculture	5,567,778
Department of Commerce	538,961
Department of Defense	3,370,489
Department of Education	14,417,007
Department of Energy	2,720,175
Environmental Protection Agency	260,299
Department of Health and Human Services	11,974,239
Department of Housing and Urban Development	942,955
Department of Interior	7,064,704
Department of Justice	233,977
National Aeronautics and Space Administration	1,879,803
National Science Foundation	10,844,448
Small Business Administration	627,753
Department of Transportation	1,510,443
Other Federal	290,813
Total Federal	<u>\$62,466,827</u>
NON-FEDERAL	
Foreign	713,282
Industry	1,539,779
Other	1,639,047
Wyoming Governmental Entities	9,075,815
Total Non-Federal	<u>\$12,967,923</u>
GRAND TOTAL	<u>\$75,434,750</u>



Awards to Organizational Unit

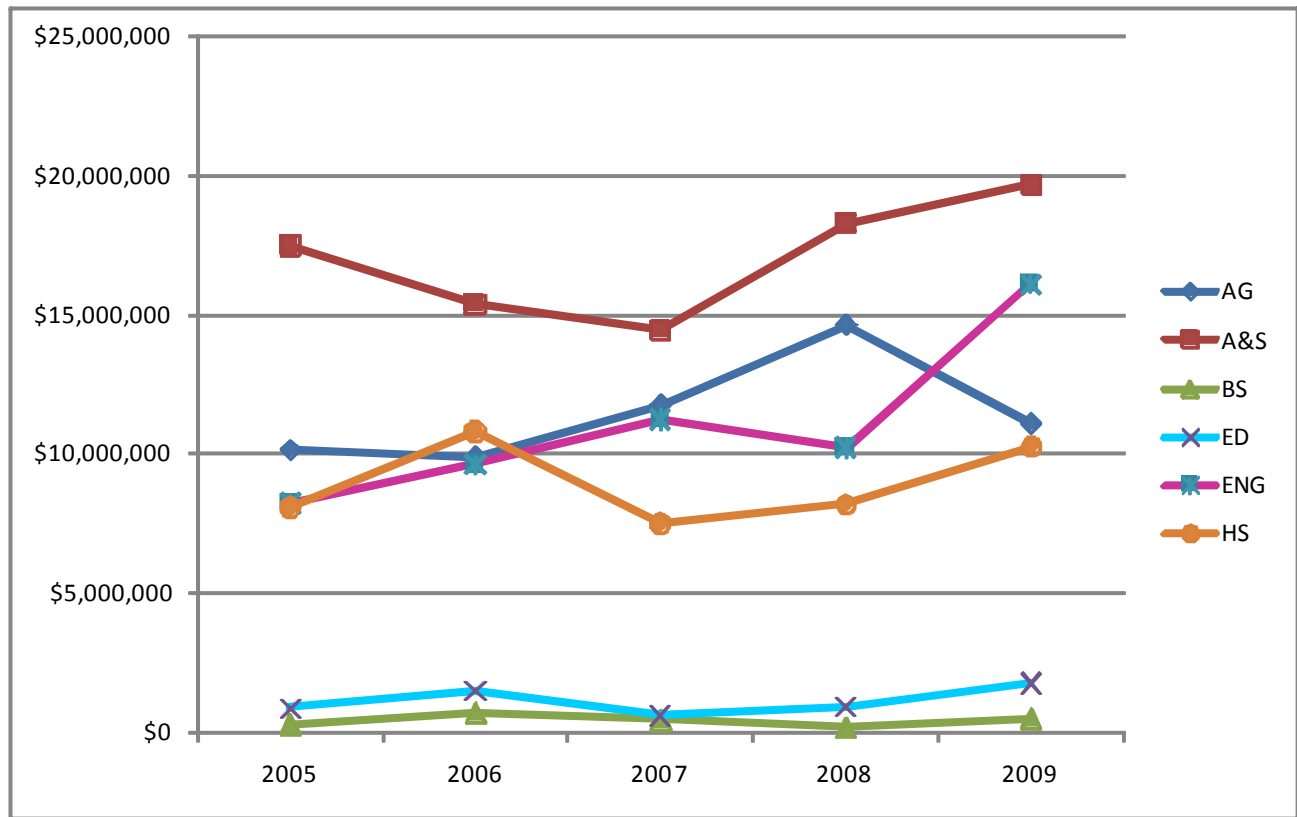
ORGANIZATIONAL UNIT	TOTAL AWARDED AMOUNT
College of Agriculture	11,077,518
College of Arts and Sciences	19,694,731
College of Business	475,707
College of Education	1,763,765
College of Engineering	16,102,782
College of Health Sciences	10,253,814
Office of Academic Affairs	2,180,255
Office of Administration and Finance	455,354
Office of Research	4,978,709
Office of Student Affairs	14,030,202
GRAND TOTAL	\$ 81,012,837



AWARDS by COLLEGE



Awards by College



College of Agriculture

DEPARTMENT	FEDERAL	NON-FEDERAL	TOTAL AWARDED AMOUNT
Agricultural and Applied Economics	387,986	105,483	493,469
Agricultural Experiment Station	522,370	39,000	561,370
Animal Science	782,007	37,407	819,414
Cooperative Extension	410,630	39,253	449,883
Ag Dean's Office	52,207	6,600	58,807
Family and Consumer Sciences	2,849,358	7,950	2,857,308
Molecular Biology	2,575,696	69,000	2,644,696
Plant Sciences	403,656	222,638	626,294
Renewable Resources	1,041,890	582,446	1,624,336
Veterinary Sciences	389,189	552,752	941,941
	\$ 9,414,989	\$ 1,662,529	\$ 11,077,518

NOTE:

The total federal awards column does not include the federal formula funds we receive as a land-grant institution. In 2009, we received \$ 3.8 million in federal formula funds for the College of Agriculture.

SPONSOR	TOTAL AWARDED AMOUNT
FEDERAL	
Department of Agriculture	5,233,448
Department of Defense	106,000
Department of Energy	119,882
Department of Health and Human Services	1,609,877
Department of Interior	371,692
National Science Foundation	1,920,110
Other Federal	53,980
Total Federal	\$ 9,414,989

NON-FEDERAL	
Foreign	29,905
Industry	513,928
Other	135,805
Wyoming Governmental Entities	982,891
Total Non-Federal	\$ 1,662,529

GRAND TOTAL \$ 11,077,518

2009 Patent

Disclosures: 15



College of Arts & Sciences

DEPARTMENT	FEDERAL	NON-FEDERAL	TOTAL AWARDED AMOUNT
American Studies	15,393	10,000	25,393
Anthropology & Frison Institute	561,162	70,000	631,162
Art	10,000	-	10,000
A&S Dean's Office	-	1,950	1,950
Botany	1,153,768	41,988	1,195,756
Chemistry	2,899,791	-	2,899,791
Criminal Justice	750	-	750
Cultural Programs	-	1,500	1,500
English	70,500	7,000	77,500
Geography & Recreation	339,859	70,881	410,740
Geology & Geophysics	2,483,892	328,000	2,811,892
Enhanced Oil Recovery Institute	279,188	-	279,188
Math	1,034,630	-	1,034,630
Modern and Classical Languages	-	2,000	2,000
Music	1,000	7,000	8,000
Physics and Astronomy	1,975,898	26,333	2,002,231
Psychology	507,290	79,950	587,240
Religious Studies	2,000	-	2,000
Statistics	92,301	-	92,301
Theatre and Dance	8,750	6,950	15,700
WYSAC	524,233	1,691,217	2,215,450
Zoology and Physiology & Neuroscience	4,410,766	978,791	5,389,557
	\$ 16,371,171	\$ 3,323,560	\$ 19,694,731



College of Arts & Sciences continued

SPONSOR	TOTAL AWARDED AMOUNT
FEDERAL	
Department of Agriculture	249,329
Department of Defense	1,066,447
Department of Education	162,925
Department of Energy	2,314,008
Department of Health and Human Services	3,535,981
Department of Interior	1,610,928
Department of Justice	125,383
National Aeronautics and Space Administration	1,646,783
National Geospatial Intelligence Agency	280,112
National Science Foundation	5,302,775
Other Federal	76,500
Total Federal	\$ 16,371,171
NON-FEDERAL	
Foreign	6,500
Industry	518,647
Other	314,552
Wyoming Governmental Entities	2,483,861
Total Non-Federal	\$ 3,323,560
GRAND TOTAL	\$ 19,694,731

2009 Patent

Disclosures: 10

College of Business

DEPARTMENT	FEDERAL	NON-FEDERAL	TOTAL AWARDED AMOUNT
Economics and Finance	353,909	121,798	475,707
	\$ 353,909	\$ 121,798	\$ 475,707

SPONSOR	TOTAL AWARDED AMOUNT
FEDERAL	
Department of Agriculture	159,781
Department of Energy	194,128
Total Federal	\$ 353,909

NON-FEDERAL	
Industry	16,800
Wyoming Governmental Entities	104,998
Total Non-Federal	\$ 121,798
GRAND TOTAL	\$ 475,707



College of Education

DEPARTMENT	FEDERAL	NON-FEDERAL	TOTAL AWARDED AMOUNT
Educational Studies	53,427	-	53,427
Elementary and Early Childhood Education	543,428	-	543,428
Science-Math Teaching Center	1,107,579	22,400	1,129,979
Secondary Education	27,660	9,271	36,931
	\$ 1,732,094	\$ 31,671	\$ 1,763,765

SPONSOR	TOTAL AWARDED AMOUNT
FEDERAL	
Department of Education	1,215,007
National Science Foundation	517,087
Total Federal	\$ 1,732,094

NON-FEDERAL	
Foreign	
Industry	22,400
Other	9,271
Total Non-Federal	\$ 31,671

GRAND TOTAL \$ 1,763,765




College of Engineering

DEPARTMENT	FEDERAL	NON-FEDERAL	TOTAL AWARDED AMOUNT
Atmospheric Science	4,337,393	678,059	5,015,452
Chemical and Petroleum Engineering	1,253,555	848,972	2,102,527
Civil and Architectural Engineering	1,320,911	1,812,514	3,133,425
Computer Science	471,976	4,786	476,762
Electrical Engineering	2,414,043	557,876	2,971,919
Engineering Dean's Office	25,000	-	25,000
Mechanical Engineering	1,798,891	578,806	2,377,697
	\$ 11,621,769	\$ 4,481,013	\$ 16,102,782

SPONSOR	TOTAL AWARDED AMOUNT
FEDERAL	
Department of Agriculture	25,923
Department of Defense	4,033,443
Department of Energy	694,351
Department of Health and Human Services	155,514
Department of Interior	700,797
National Aeronautics and Space Administration	729,838
National Science Foundation	4,366,861
Department of Transportation	915,042
Total Federal	\$ 11,621,769

NON-FEDERAL	
Foreign	360,000
Industry	2,591,754
Other	235,626
Wyoming Governmental Entities	1,293,633
Total Non-Federal	\$ 4,481,013

GRAND TOTAL \$ 16,102,782



*2009 Patent
Disclosures: 12*

College of Health Sciences

DEPARTMENT	FEDERAL	NON-FEDERAL	TOTAL AWARDED AMOUNT
Communication Disorders	-	2,850	2,850
Center for Rural Health & Public Health	290,000	78,780	368,780
Kinesiology and Health Promotions	180,293	-	180,293
Medical Education & Public Health & WWAMI/GME	343,559	16,070	359,629
Nursing	290,171	274,906	565,077
Pharmacy	4,347,981	240,500	4,588,481
Social Work	143,024	-	143,024
WIND	3,769,222	276,458	4,045,680
	\$ 9,364,250	\$ 889,564	\$ 10,253,814

SPONSOR	TOTAL AWARDED AMOUNT
FEDERAL	
Department of Education	483,621.00
Department of Health and Human Services	8,825,004.00
National Endowment for the Arts and Humanities	3,215.00
Department of Veteran's Affairs	52,410.00
Total Federal	\$ 9,364,250

NON-FEDERAL	
Industry	37,407
Other	569,242
Wyoming Governmental Entities	282,915
Total Non-Federal	\$ 889,564

GRAND TOTAL \$ 10,253,814



AWARDS by ADMINISTRATIVE UNIT

Administration and Finance

DEPARTMENT	FEDERAL	NON-FEDERAL	TOTAL AWARDED AMOUNT
Trans Park	431,354	-	431,354
UW Police	24,000	-	24,000
	\$ 455,354	\$ -	\$ 455,354

SPONSOR	TOTAL AWARDED AMOUNT
FEDERAL	
Department of Transportation	455,354
Total Federal	\$ 455,354
GRAND TOTAL	\$ 455,354

Academic Affairs

DEPARTMENT	FEDERAL	NON-FEDERAL	TOTAL AWARDED AMOUNT
American Heritage Center	7,320	25,000	32,320
Art Museum	38,750	30,500	69,250
Casper College	165,500	-	165,500
Institute for Environment & Natural Resources	232,604	18,000	250,604
Coe Library	-	83,304	83,304
Wyoming Public Radio	-	268,139	268,139
WYGISC	440,046	237,039	677,085
Other	596,053	38,000	634,053
	\$ 1,480,273	\$ 699,982	\$ 2,180,255

****Other includes: Conferences and Institutes (\$4,500),
 Graduate School (\$593,553), Institute for Energy Research (\$36,000)

SPONSOR	TOTAL AWARDED AMOUNT
FEDERAL	
Cooperation for National and Community Service	126,000
Department of Agriculture	68,600
Department of Education	7,320
Department of Energy	81,521
Department of Health and Human Services	128,700
Department of Interior	365,829
National Aeronautics and Space Administration	25,000
National Endowment for the Arts and Humanities	38,750
National Science Foundation	593,553
Department of Transportation	45,000
Total Federal	\$ 1,480,273
NON-FEDERAL	
Foreign	
Industry	61,989
Other	373,806
Wyoming Governmental Entities	264,187
Total Non-Federal	\$ 699,982
GRAND TOTAL	\$ 2,180,255

Research & Economic Development

DEPARTMENT	FEDERAL	NON-FEDERAL	TOTAL AWARDED AMOUNT
Manufacturing Works	372,048	879,267	1,251,315
Office of Water Programs	-	465,000	465,000
Research Products Center	-	106,926	106,926
Small Business Development Center	961,111	1,362,380	2,323,491
UW-NPS	20,407	-	20,407
VP Research	108,005	140,800	248,805
WYNDD	295,460	99,389	394,849
Wyoming Technology Business Center	158,240	9,676	167,916
	\$ 1,915,271	\$ 3,063,438	\$ 4,978,709

SPONSOR	TOTAL AWARDED AMOUNT
FEDERAL	
Department of Agriculture	175,140
Department of Commerce	482,048
Department of Defense	358,004
Department of Energy	108,005
Environmental Protection Agency	38,212
Department of Interior	142,751
Small Business Administration	611,111
Total Federal	\$ 1,915,271
NON-FEDERAL	
Industry	266,290
Other	10,025
Wyoming Governmental Entities	2,787,123
Total Non-Federal	\$ 3,063,438
GRAND TOTAL	\$ 4,978,709

Student Affairs

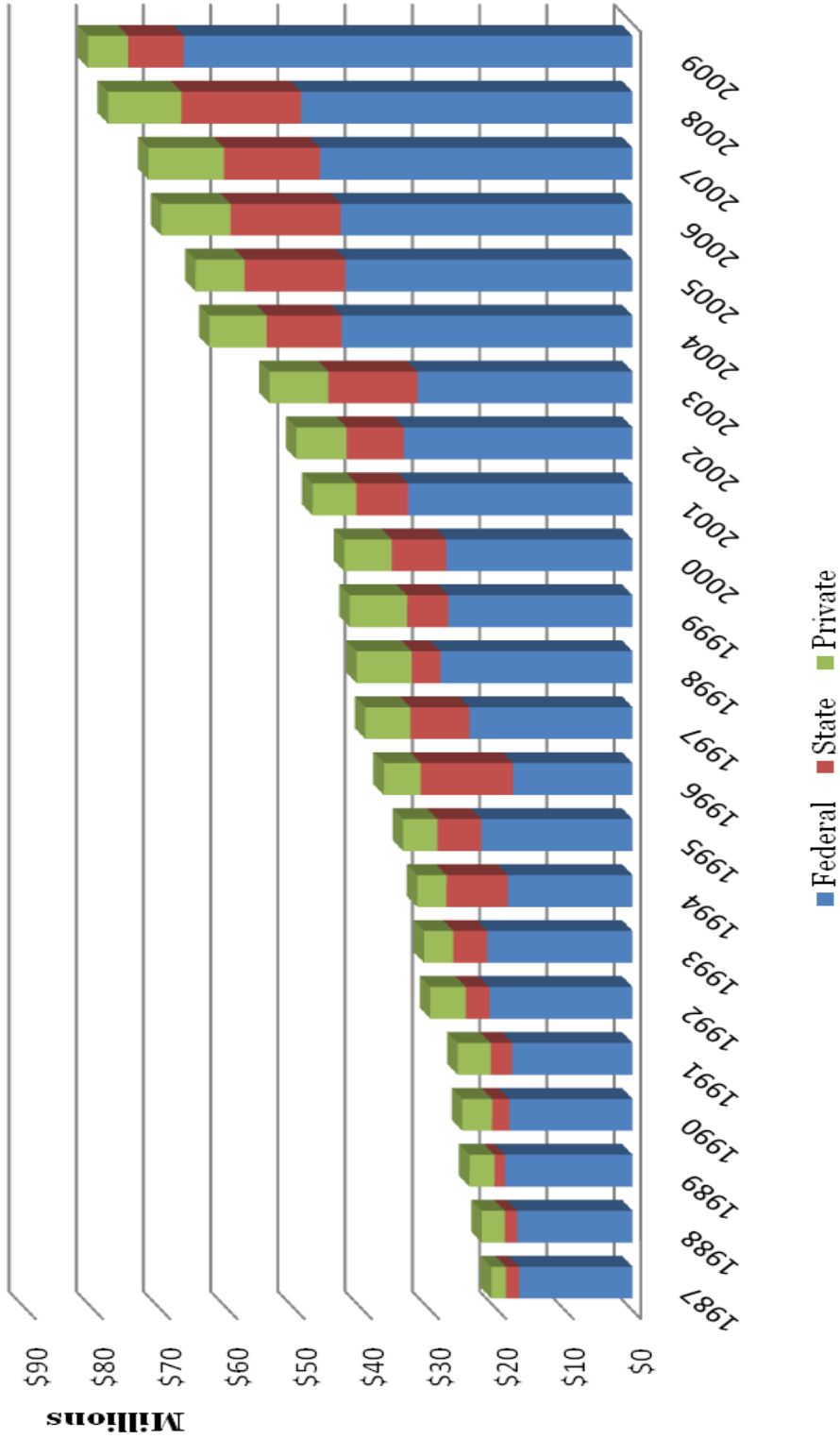
DEPARTMENT	FEDERAL	NON-FEDERAL	TOTAL AWARDED AMOUNT
ASUW	1,153	69,581	70,734
Counseling Center	157,856	-	157,856
Student Educational Opportunity	5,974,435	-	5,974,435
Student Financial Aid	7,354,492	-	7,354,492
Student Financial Operations	298,697	-	298,697
VP Student Affairs	31,558	-	31,558
Wyoming Union	136,430	6,000	142,430
	\$ 13,954,621	\$ 75,581	\$ 14,030,202

SPONSOR	TOTAL AWARDED AMOUNT
FEDERAL	
Cooperation for National and Community Service	136,430
Department of Defense	584,997
Department of Education	13,168,924
Department of Health and Human Services	63,117
National Endowment for the Arts and Humanities	1,153
Total Federal	\$ 13,954,621

NON-FEDERAL	
Industry	6,000
Wyoming Governmental Entities	69,581
Total Non-Federal	\$ 75,581
GRAND TOTAL	\$ 14,030,202

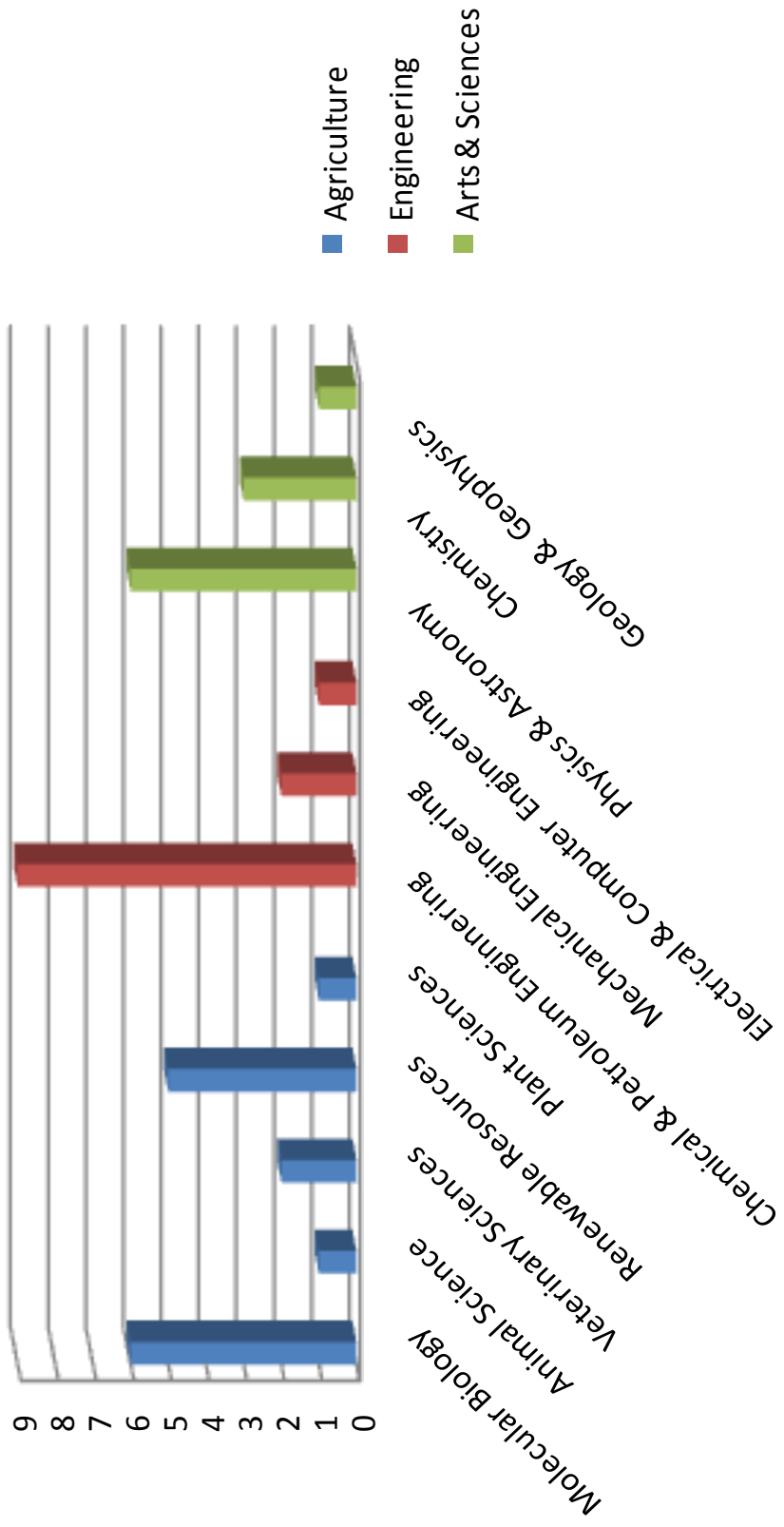
FY 1987 - 2009

Note: Totals listed represent sponsored projects accounted for through the Research Office



Federal pass-through awards are included in the Federal total for 2009; in prior years federal pass-through awards were included as state or private funds.

Patents Filed by Department



Fiscal Year (FY) 2009 spans the period July 1, 2008 through June 30, 2009.

Agency Abbreviations

NSF: National Science Foundation
NASA: National Aeronautics and Space Administration
EPA: Environmental Protection Agency
NARA: National Archives and Records Administration
DHHS: Department of Health and Human Services
HUD: Department of Housing and Urban Development
UDSA: Department of Agriculture
NEAH: National Endowment for the Arts and the Humanities
SBA: Small Business Administration
VA: Department of Veteran Affairs

Department Abbreviations:

ASUW: Associated Students of the University of Wyoming (Student Government)
EPSCOR: Experimental Program to Stimulate Competitive Research
EORI: Enhanced Oil Recovery Institute
UW-NPS: University of Wyoming-National Park Service Research Center
SBDC: Small Business Development Center
WYNDD: Wyoming Natural Diversity Database
IENR: Institute of Environment and Natural Resources
WYGISC: Wyoming Geographic Information Science Center
AHC: American Heritage Center
SER: School of Energy Resources
CRHRE: Center for Rural Health Research and Education
MEPH: Medical Education and Public Health
WWAMI: Washington, Wyoming, Alaska, Montana, and Idaho
GME: General Medical Education

Other Abbreviations:

Inst: Institute
Dept: Department
Natl: National

Contact:

Office of the Vice President for Research & Economic Development

Old Main 305-308

Ph: 307-766-5353/5320

Fax: 307-766-2608

Website: <http://uwacadweb.uwyo.edu/Research/>