

Faculty Training Qualtrics LTI

The image shows a composite of two screenshots. The background is a photograph of a person's hands typing on a laptop keyboard, with the laptop screen displaying a web application interface. In the foreground, there is a larger, semi-transparent screenshot of the same web application. The main screenshot shows a 'Modules' page with a sidebar on the left containing icons for a home page, user profile, search, a clock, and 'Courses' (which is highlighted). The 'Modules' list includes: 'End of semester module', 'Final deliverable assignment', 'Final reflection assignment', 'Timetable summer events', and 'End of year evaluation' (which is selected and highlighted in blue). A blue dashed arrow points from the 'End of year evaluation' item to a smaller, floating screenshot of a 'Qualtrics survey' form. This form has a blue header and contains several horizontal lines for text input and groups of four small square checkboxes.

Ilse Smits
Product specialist Qualtrics LTI

Elise Claassen
Consultant Qualtrics LTI

Topics for today's training

1. What is Qualtrics LTI?

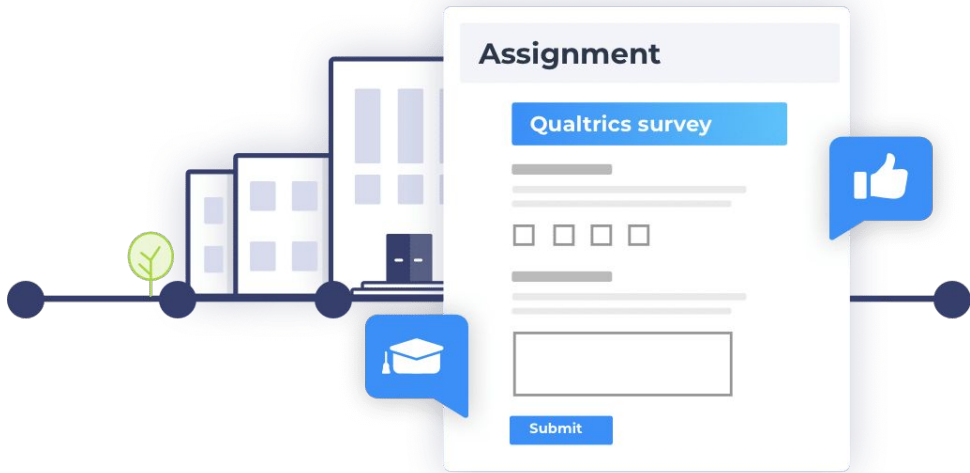
- How does it work? Where to find the app?
- What can I use it for?
- Available data fields

2. Training

- Quick tour
- Show example survey with embedded data
- Survey settings & Labels
- How to use a survey in a Canvas assignment

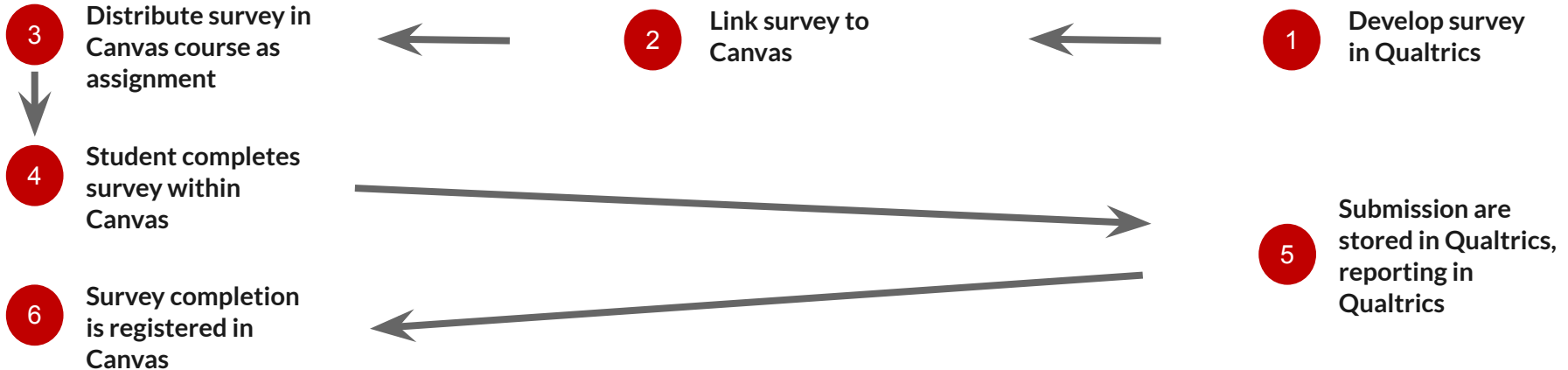
3. User guides

What is Qualtrics LTI?



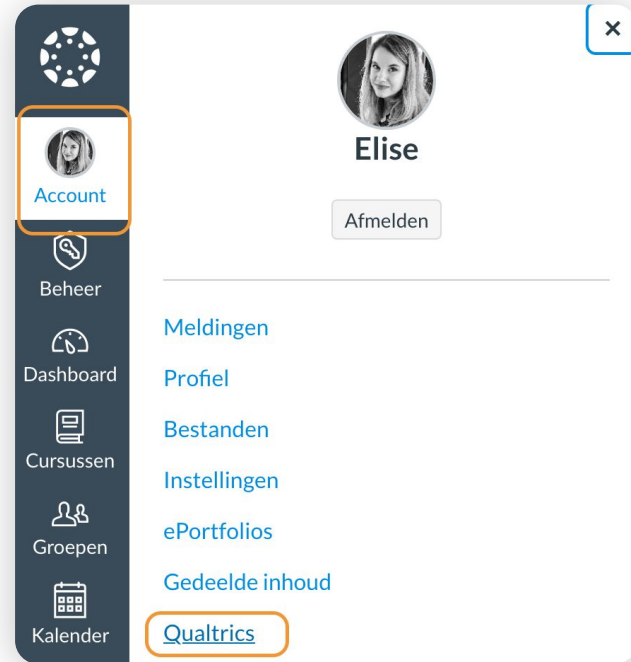
Qualtrics LTI seamlessly integrates Qualtrics into Canvas LMS, allowing Canvas users to **make Qualtrics surveys & evaluations part of the learning experience.**

How does it work?



Where do I find Qualtrics LTI?

- Via your Canvas **'Account'** tab, accessible in the **global navigation** you'll find: **Qualtrics Integration**



Use Cases

1. **Self and/or process reflections** where the teacher provides feedback
2. **Adaptive learning quizzes**
3. **Practice quizzes**
4. **Anonymous evaluations**
5. **Helpdesk questions** - form where students can ask questions
6. **(In-class) survey** for students to indicate which topics they struggle with
7. **Capture preferences** for available project topics

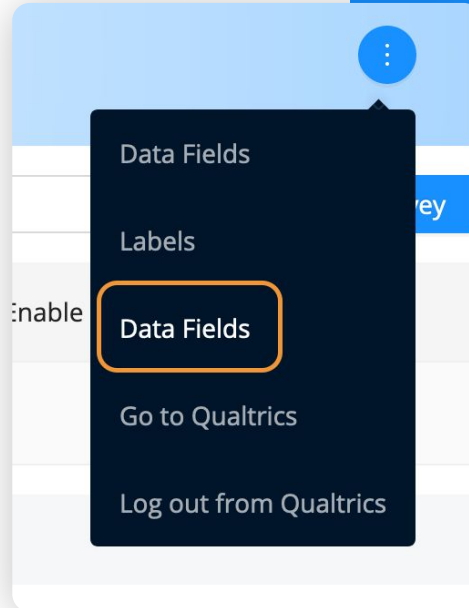
Use Cases in action

- A self reflection or form that requires feedback
 - *With submission, no grade and submission visible to both teacher and student*
- A form to ask questions (helpdesk style)
 - Questions are immediately redirected to the correct person
 - *No submission, no grade and submission not visible to teacher and student*
- A form to gather information on unclear topics to act upon before the course is over
 - Schedule extra session with only the participants or students that require it
 - Or simply ask what topics students want revised in classes towards at the end of the course
 - *With submission, max grade and submission visible to only student*
- Create a survey with branching to give a participant or student an indication of their progress and knowledge
 - *With submission, Qualtrics grade and submission visible to teacher and student*
- Create a survey to capture preferences for the available project topics (or use it create groups)
 - *With submission, max grade and submission visible to only student*

Available Data fields

Data directly pulled from Canvas which can you use in your surveys.
Is the list complete?

*You can find an overview of the available data fields on the Qualtrics LTI **'Data fields'** page.*



Course name
Term
Student first name
Student last name
Group name
Section student
Role
Email
...

Placing a survey in a Canvas assignment

1. Add your survey to Qualtrics LTI & choose your settings
2. Go to the Canvas course where you wish to use the survey
3. Add a new assignment
4. For submission type: Select External tool
5. Select Qualtrics LTI
6. Add your survey!

User Guides Qualtrics LTI



Visit our user guides:

driem.freshdesk.com



DRIEAM

drieam.com

+31 40 30 46 346

info@drieam.com

Eindhoven