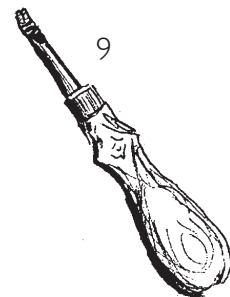
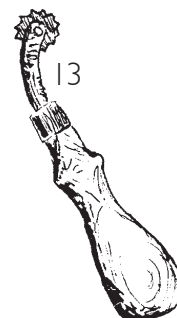

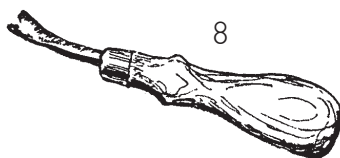
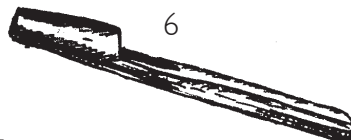
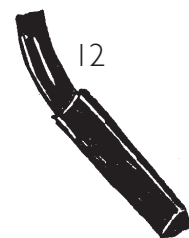
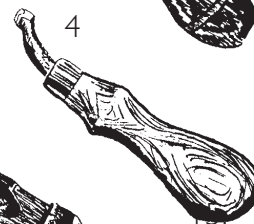
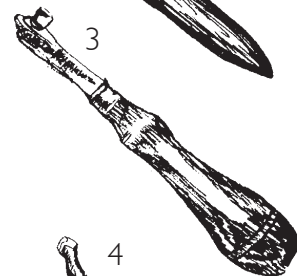
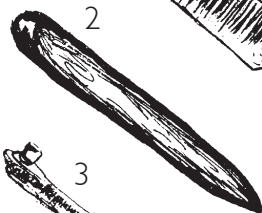
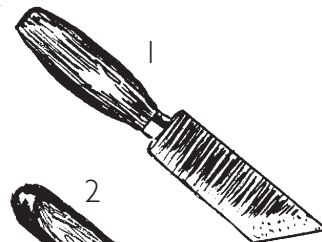



## Advanced Leathercraft Tools

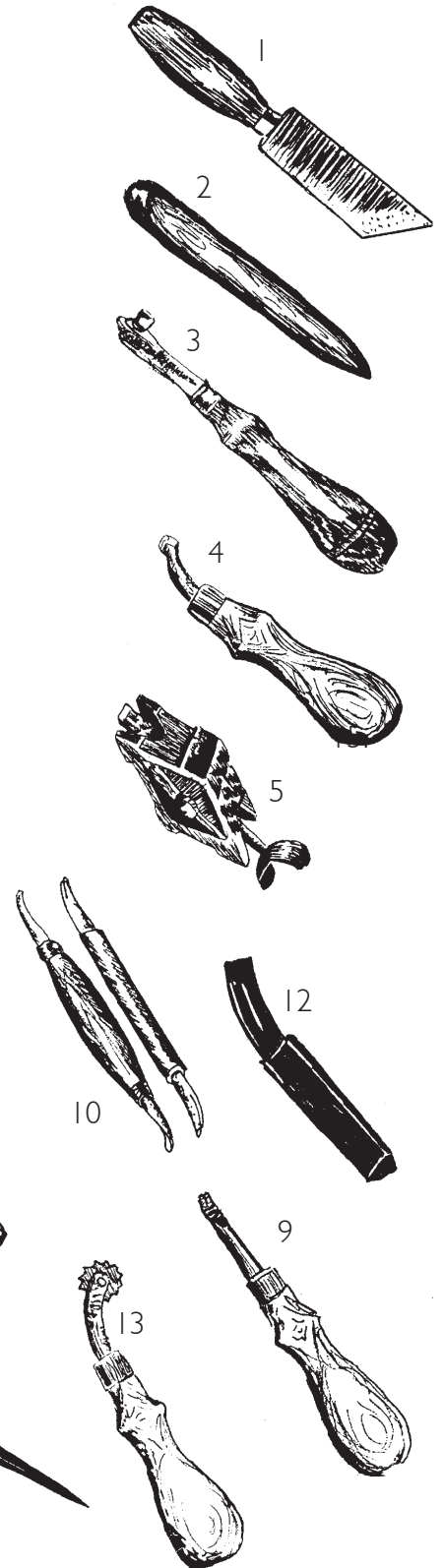
QUIZZGRAM



# Answers to Advanced Leathercraft Tools

LEATHERCRAFT TOOLS

MBEEROV ENW  
ODLAEV  
SESLFES  
S E D E O L  
I R G D L  
NBEO R D K  
EDGERDUIE N  
UGGV R I  
W S E M O D E L E R F  
H H P S  
E K A U S  
L S K I V I N G K N I F E H  
V C H A  
C I P H R  
A N U P  
R G N E  
R S P A C E R N  
I K H E R  
A N H E  
G I F  
E F E



## UNIVERSITY OF WYOMING

Issued in furtherance of Cooperative Extension work, acts of May 8 and June 30, 1914, in cooperation with the U.S. Department of Agriculture. Glen Whipple, Director, Cooperative Extension Service, University of Wyoming, Laramie, Wyoming 82071.

Persons seeking admission, employment, or access to programs of the University of Wyoming shall be considered without regard to race, color, religion, sex, national origin, disability, age, political belief, veteran status, sexual orientation, and marital or familial status. Persons with disabilities who require alternative means for communication or program information (Braille, large print, audiotape, etc.) should contact their local UW CES Office. To file a complaint, write the UW Employment Practices/Affirmative Action Office, University of Wyoming, P.O. Box 3434, Laramie, Wyoming 82071-3434.