

Table Setting

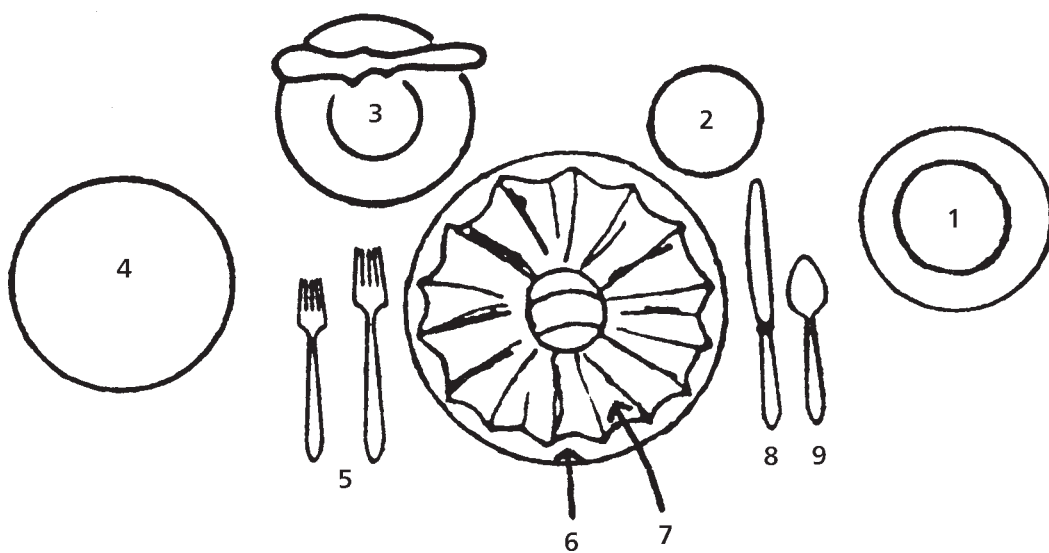

GRAM

G




QUIZZ

Q



Answers to Table Setting

1. Cup and Saucer A cup and saucer are correctly placed to the right, in line with the middle of the plate.
2. Water Glass A water glass is placed just above the tip of the knife blade.
3. Bread and Butter A bread and butter plate has its place just above the tip of the fork.
4. Salad Plate The salad plate may be placed to the left of the forks or just above the dinner plate.
5. Forks Forks are placed to the left of the plate.
6. Dinner Plate Space dinner plates evenly and directly opposite each other, 1 inch from the edge of the table and at least 18 inches apart.
7. Napkin A napkin is placed at the left of the place setting or on the plate.
8. Knife Knives are placed at the right of the plate. The sharp edge of the knife is always turned toward the plate.
9. Spoon Spoons are placed at the right of the plate. Place knives, forks, and spoons in the order in which they will be used, from the outside in toward the plate.



UNIVERSITY
OF WYOMING

Issued in furtherance of Cooperative Extension work, acts of May 8 and June 30, 1914, in cooperation with the U.S. Department of Agriculture. Glen Whipple, Director, Cooperative Extension Service, University of Wyoming, Laramie, Wyoming 82071.

Persons seeking admission, employment, or access to programs of the University of Wyoming shall be considered without regard to race, color, religion, sex, national origin, disability, age, political belief, veteran status, sexual orientation, and marital or familial status. Persons with disabilities who require alternative means for communication or program information (Braille, large print, audiotape, etc.) should contact their local UW CES Office. To file a complaint, write the UW Employment Practices/Affirmative Action Office, University of Wyoming, P.O. Box 3434, Laramie, Wyoming 82071-3434.