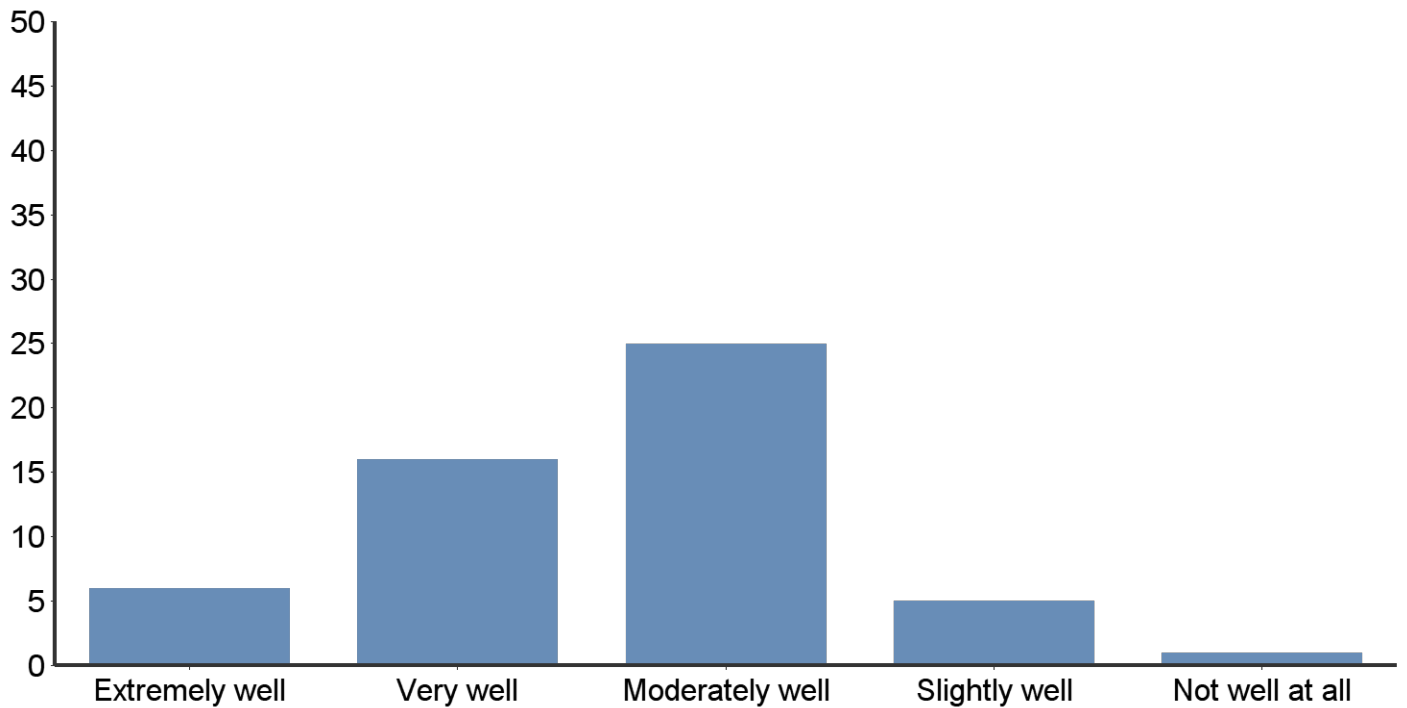


How prepared are teacher education graduates from the University of Wyoming to manage a classroom effectively?

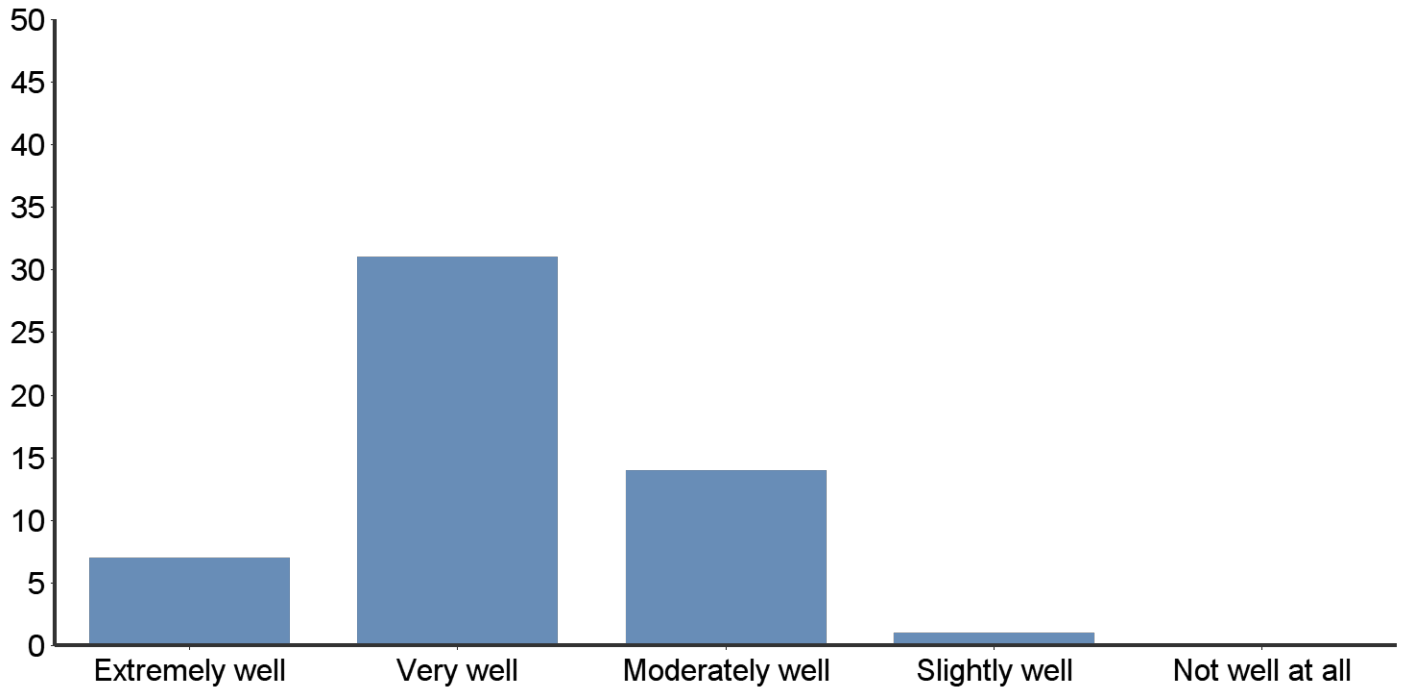
How prepared are teacher education graduates from the University of Wyoming to manage a classroom effectively?



#	Answer	Bar	Response	%
1	Extremely well		6	11.32%
2	Very well		16	30.19%
3	Moderately well		25	47.17%
4	Slightly well		5	9.43%
5	Not well at all		1	1.89%
	Total		53	100.00%

Min Value	Max Value	Average Value	Variance	Standard Deviation	Total Responses	Total Respondents
1	5	2.60	0.78	0.88	53	53

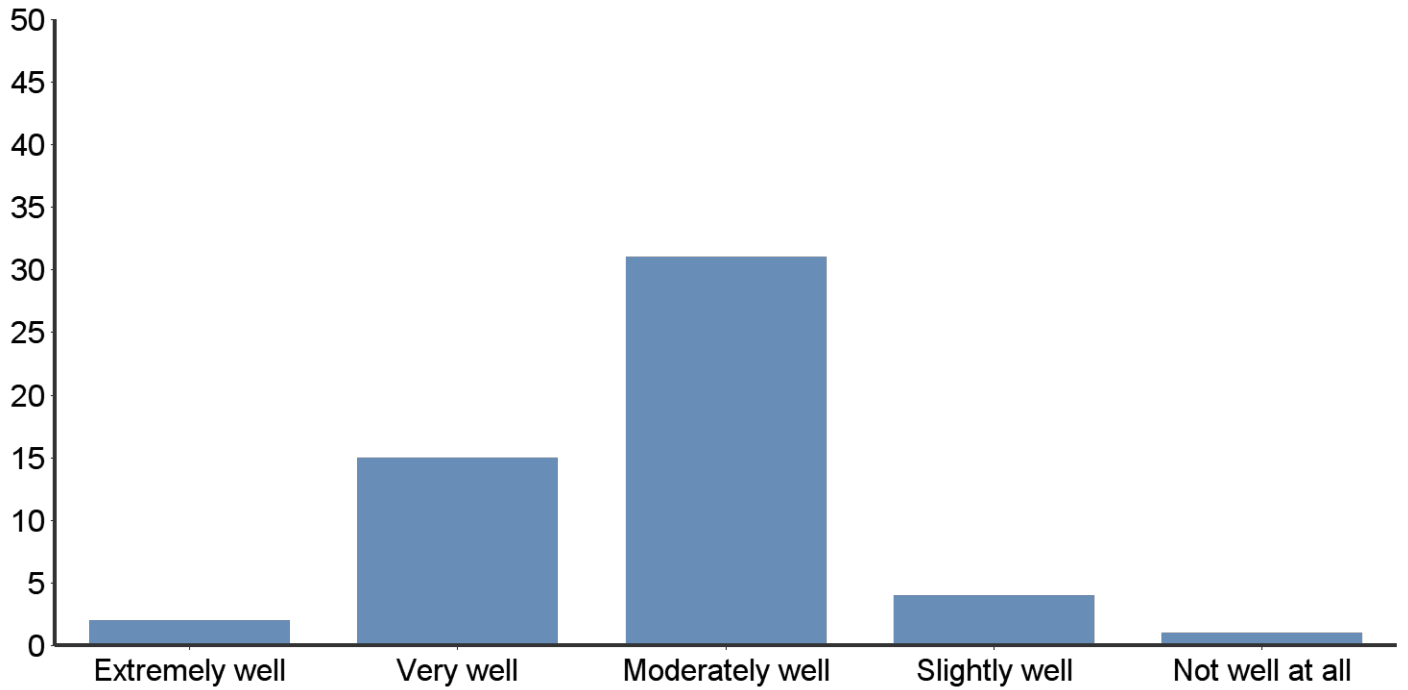
How prepared are teacher education graduates from the University of Wyoming in terms of required content knowledge for their teaching assignments?



#	Answer	Bar	Response	%
1	Extremely well		7	13.21%
2	Very well		31	58.49%
3	Moderately well		14	26.42%
4	Slightly well		1	1.89%
5	Not well at all		0	0.00%
	Total		53	100.00%

Min Value	Max Value	Average Value	Variance	Standard Deviation	Total Responses	Total Respondents
1	4	2.17	0.45	0.67	53	53

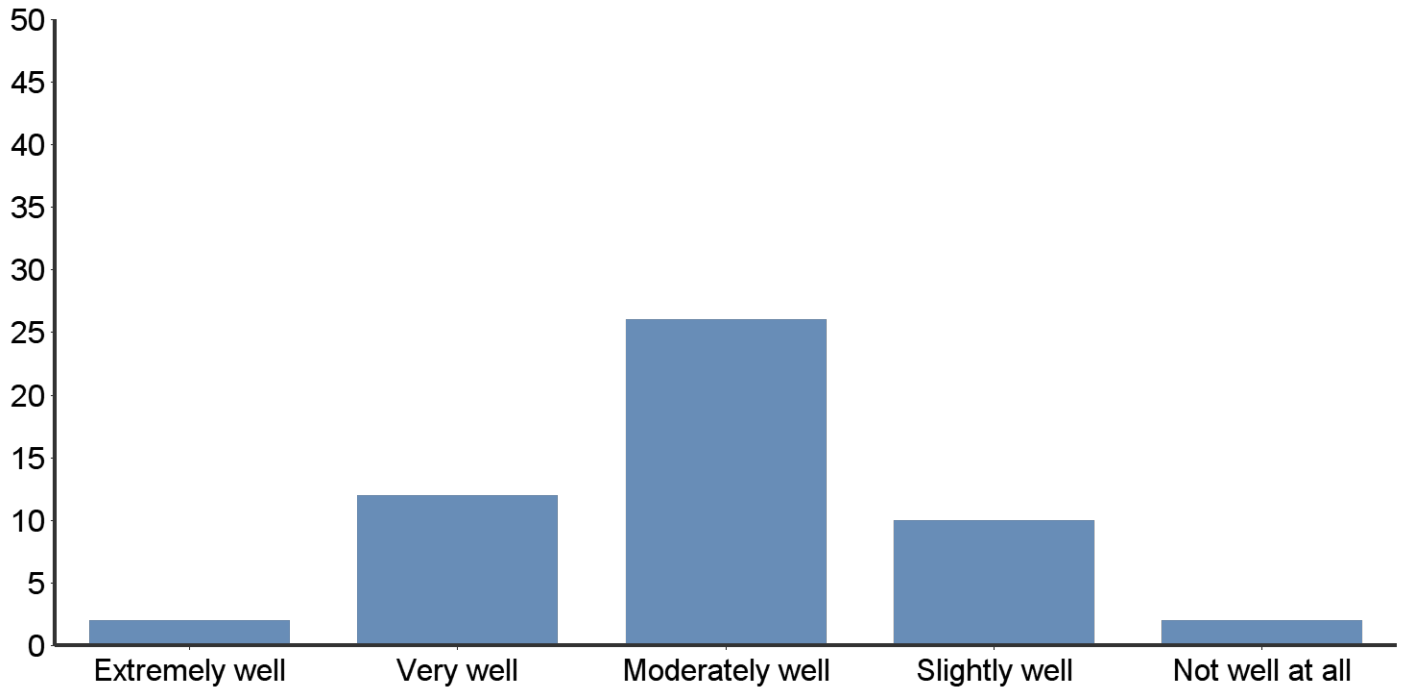
How prepared are teacher education graduates from the University of Wyoming to apply theories of how children learn?



#	Answer	Bar	Response	%
1	Extremely well		2	3.77%
2	Very well		15	28.30%
3	Moderately well		31	58.49%
4	Slightly well		4	7.55%
5	Not well at all		1	1.89%
	Total		53	100.00%

Min Value	Max Value	Average Value	Variance	Standard Deviation	Total Responses	Total Respondents
1	5	2.75	0.53	0.73	53	53

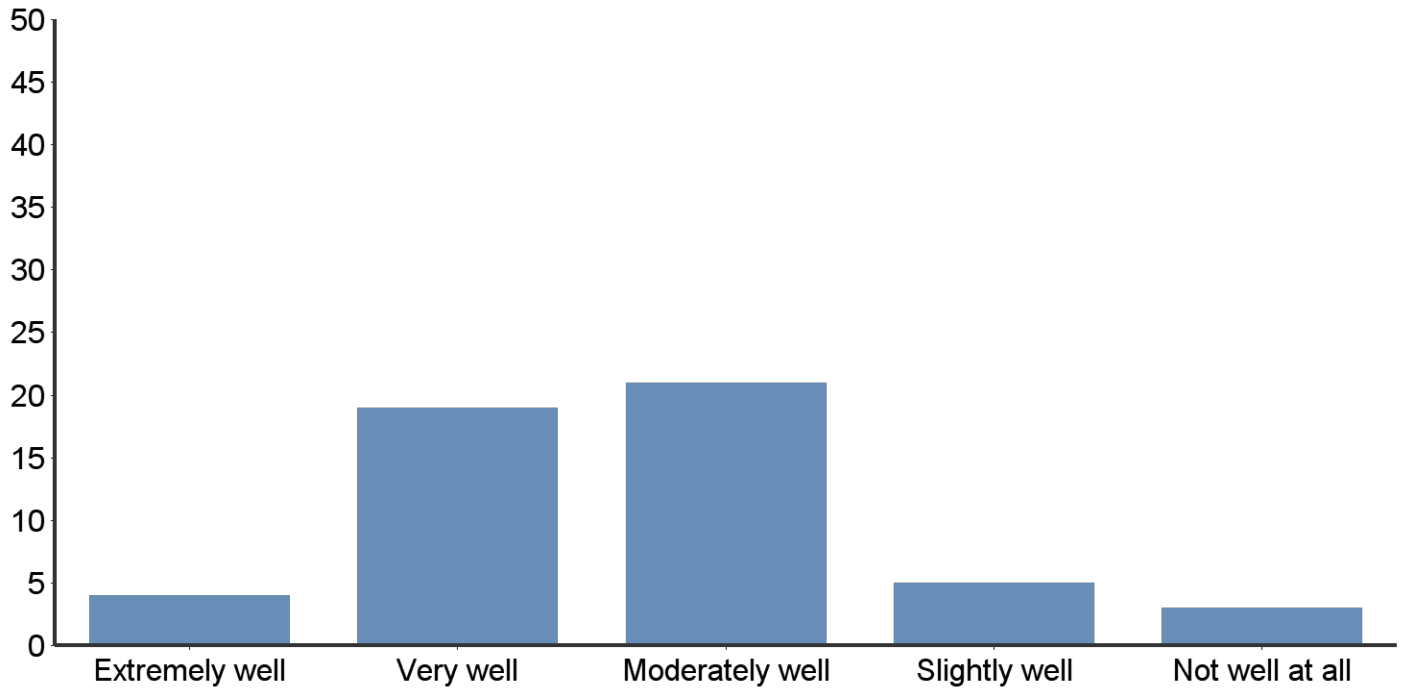
How prepared are teacher education graduates from the University of Wyoming to adapt or differentiate instruction for individual needs?



#	Answer	Bar	Response	%
1	Extremely well		2	3.85%
2	Very well		12	23.08%
3	Moderately well		26	50.00%
4	Slightly well		10	19.23%
5	Not well at all		2	3.85%
	Total		52	100.00%

Min Value	Max Value	Average Value	Variance	Standard Deviation	Total Responses	Total Respondents
1	5	2.96	0.74	0.86	52	52

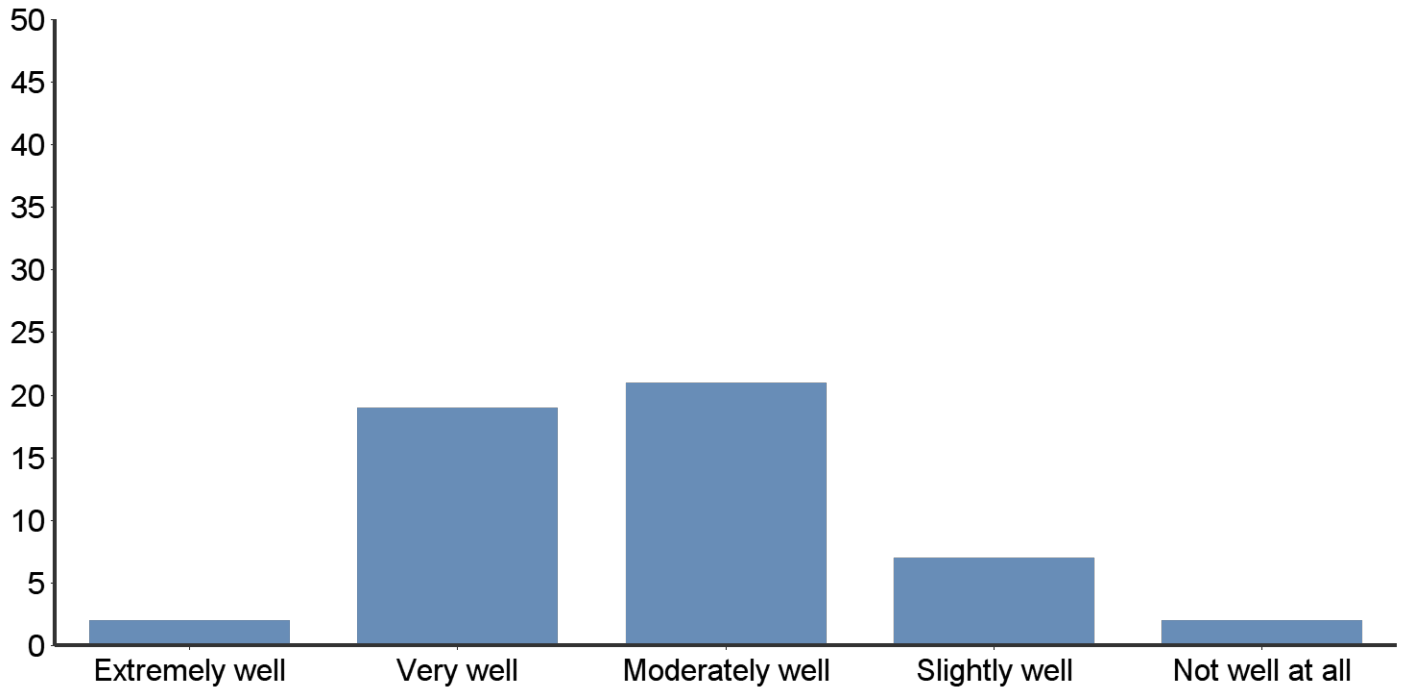
How prepared are teacher education graduates from the University of Wyoming to use a variety of instructional strategies?



#	Answer	Bar	Response	%
1	Extremely well		4	7.69%
2	Very well		19	36.54%
3	Moderately well		21	40.38%
4	Slightly well		5	9.62%
5	Not well at all		3	5.77%
	Total		52	100.00%

Min Value	Max Value	Average Value	Variance	Standard Deviation	Total Responses	Total Respondents
1	5	2.69	0.92	0.96	52	52

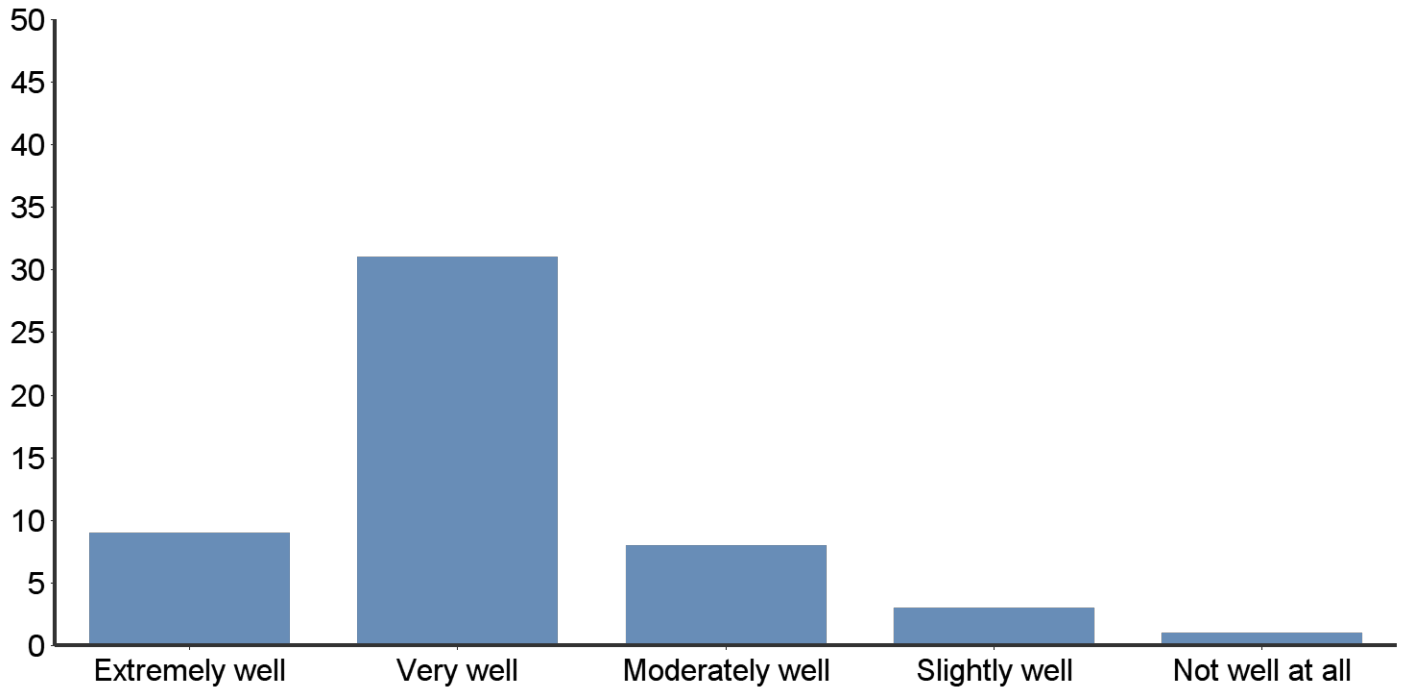
How prepared are teacher education graduates from the University of Wyoming to create classroom environments that model civic engagement?



#	Answer	Bar	Response	%
1	Extremely well		2	3.92%
2	Very well		19	37.25%
3	Moderately well		21	41.18%
4	Slightly well		7	13.73%
5	Not well at all		2	3.92%
	Total		51	100.00%

Min Value	Max Value	Average Value	Variance	Standard Deviation	Total Responses	Total Respondents
1	5	2.76	0.78	0.89	51	51

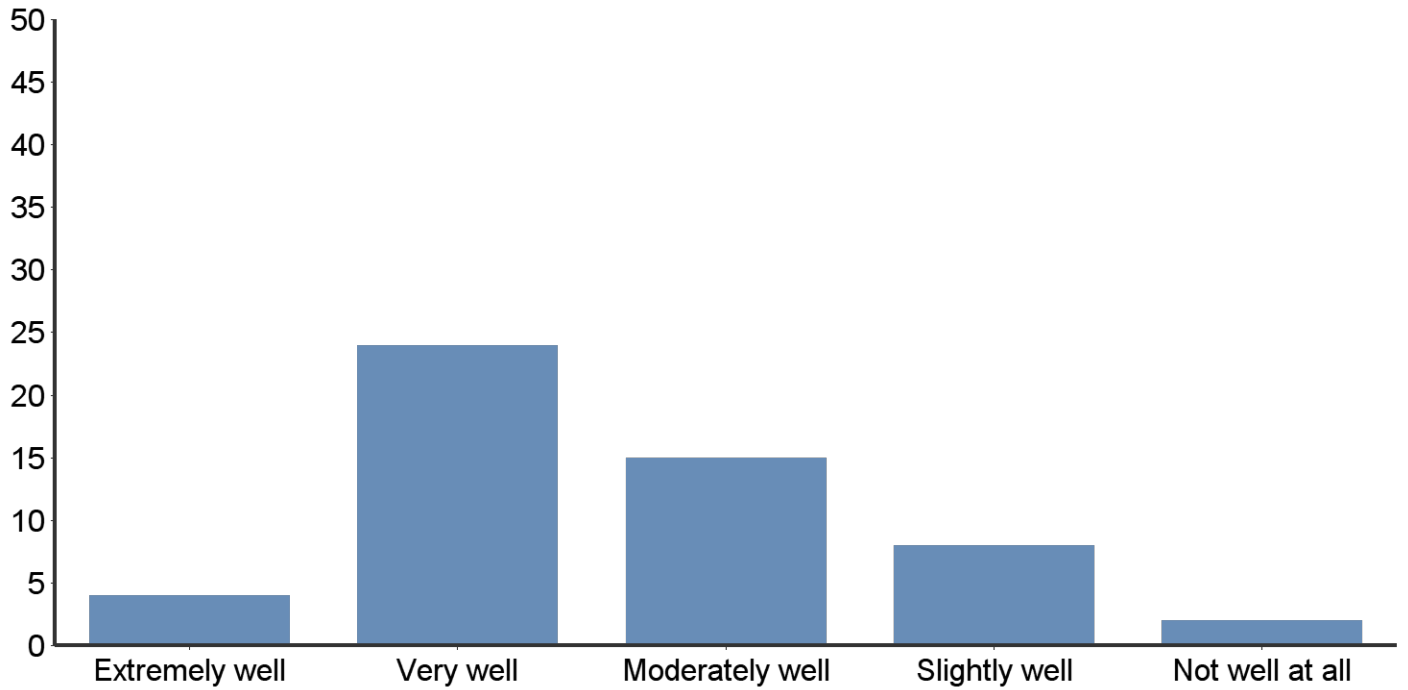
How prepared are teacher education graduates from the University of Wyoming to use technology or media for instructional purposes?



#	Answer	Bar	Response	%
1	Extremely well		9	17.31%
2	Very well		31	59.62%
3	Moderately well		8	15.38%
4	Slightly well		3	5.77%
5	Not well at all		1	1.92%
	Total		52	100.00%

Min Value	Max Value	Average Value	Variance	Standard Deviation	Total Responses	Total Respondents
1	5	2.15	0.72	0.85	52	52

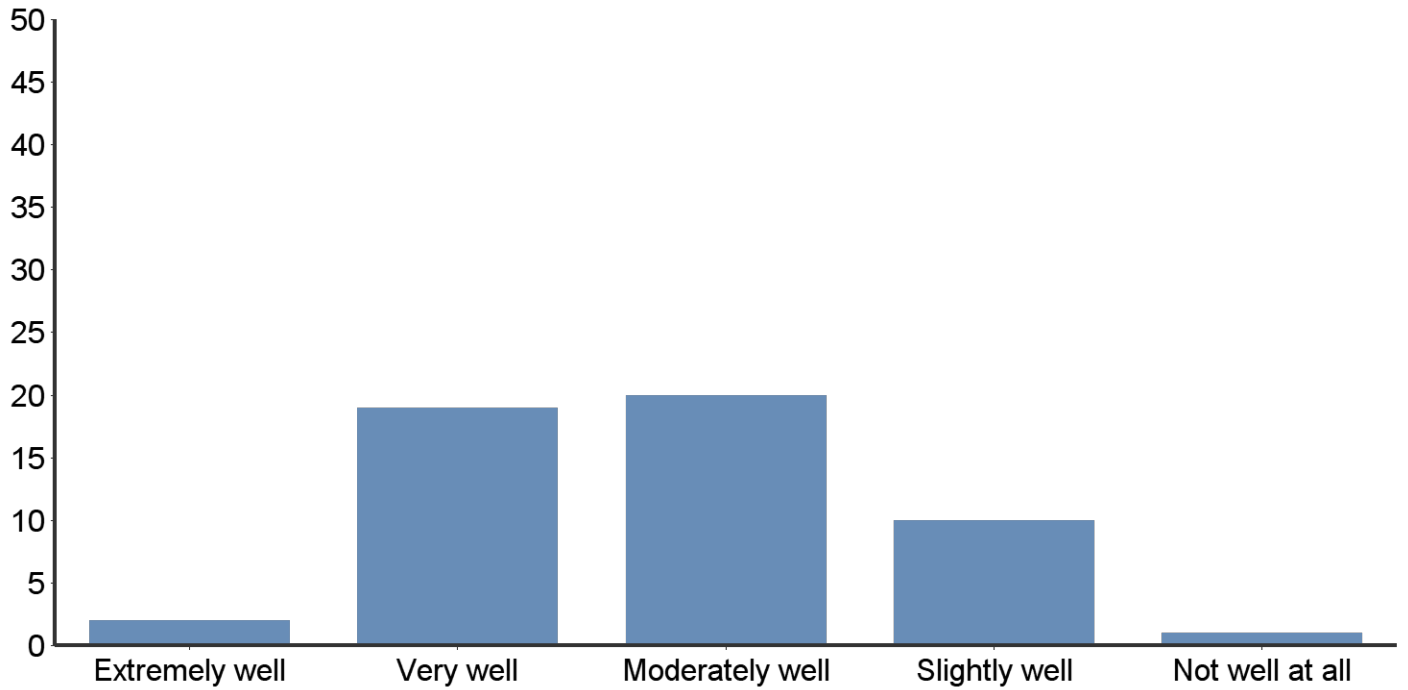
How prepared are teacher education graduates from the University of Wyoming to deliver standards-based instruction?



#	Answer	Bar	Response	%
1	Extremely well		4	7.55%
2	Very well		24	45.28%
3	Moderately well		15	28.30%
4	Slightly well		8	15.09%
5	Not well at all		2	3.77%
	Total		53	100.00%

Min Value	Max Value	Average Value	Variance	Standard Deviation	Total Responses	Total Respondents
1	5	2.62	0.93	0.97	53	53

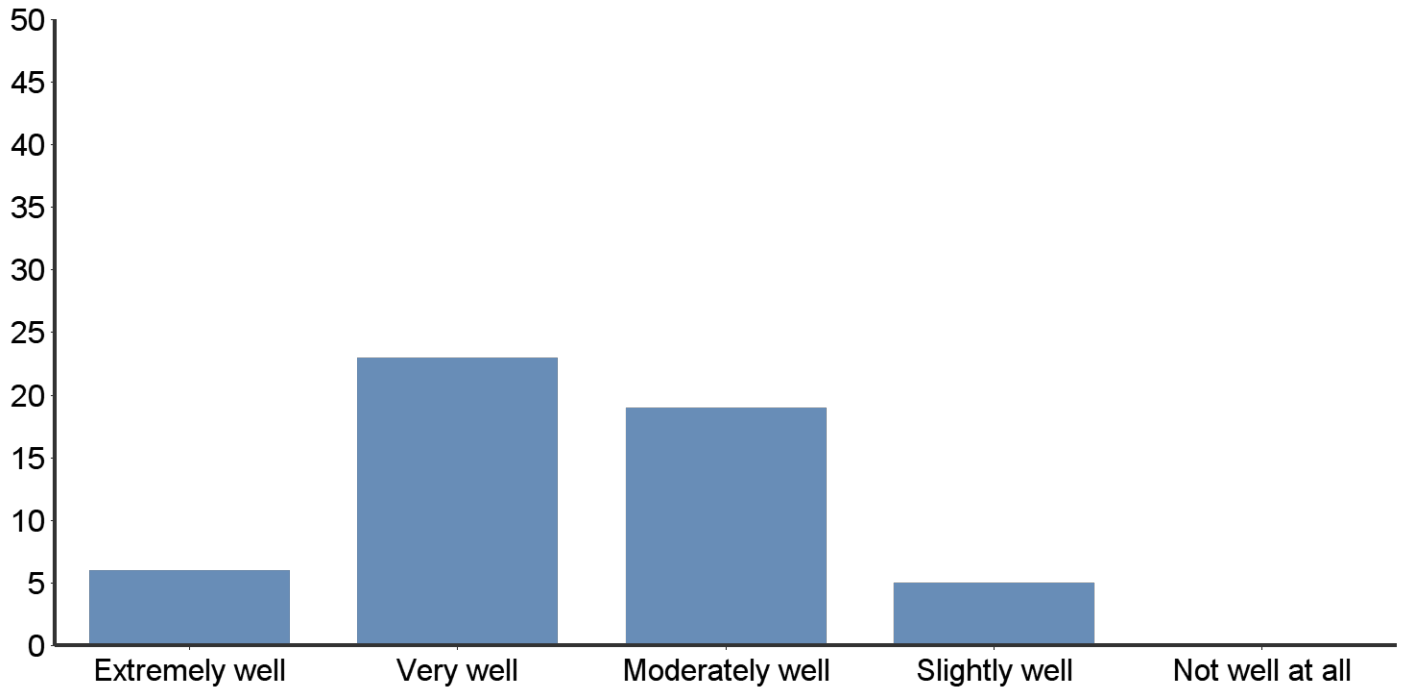
How prepared are teacher education graduates from the University of Wyoming to understand and use a variety of assessments of student learning?



#	Answer	Bar	Response	%
1	Extremely well		2	3.85%
2	Very well		19	36.54%
3	Moderately well		20	38.46%
4	Slightly well		10	19.23%
5	Not well at all		1	1.92%
	Total		52	100.00%

Min Value	Max Value	Average Value	Variance	Standard Deviation	Total Responses	Total Respondents
1	5	2.79	0.76	0.87	52	52

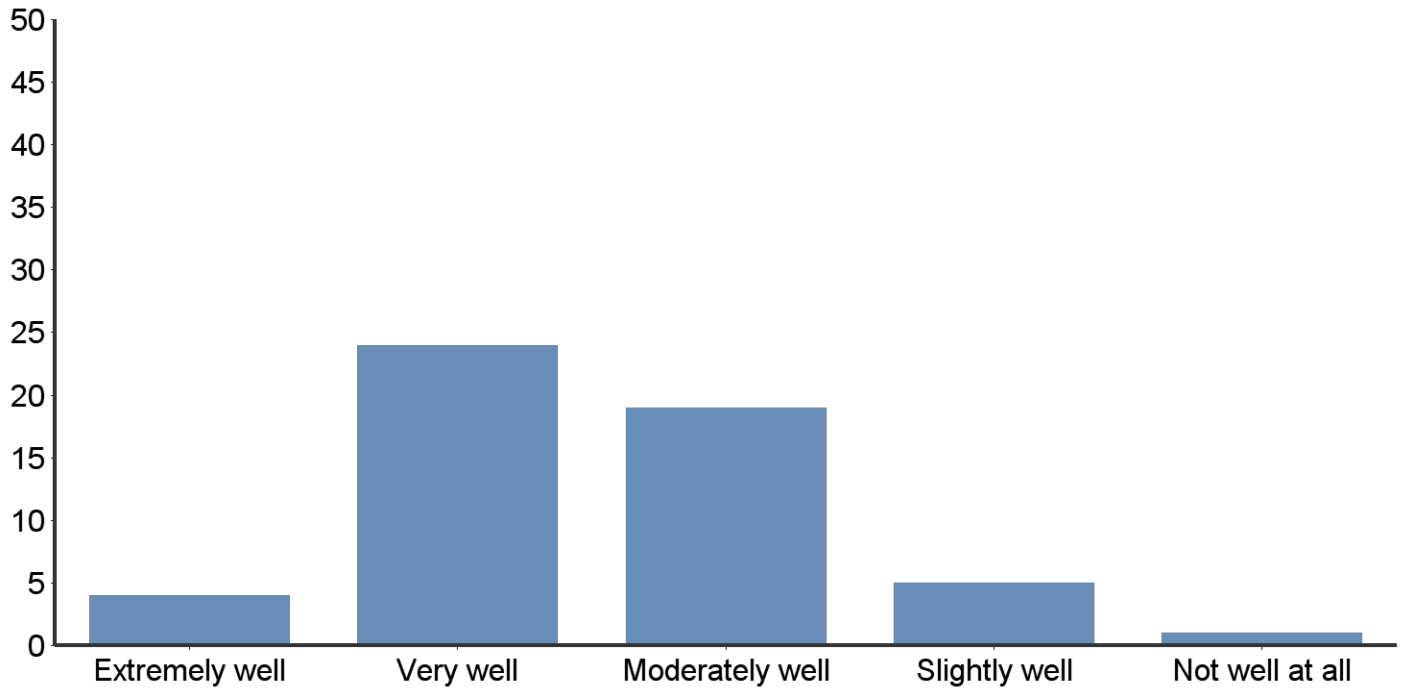
How prepared are teacher education graduates from the University of Wyoming to engage in reflective practice about their teaching?



#	Answer	Bar	Response	%
1	Extremely well		6	11.32%
2	Very well		23	43.40%
3	Moderately well		19	35.85%
4	Slightly well		5	9.43%
5	Not well at all		0	0.00%
	Total		53	100.00%

Min Value	Max Value	Average Value	Variance	Standard Deviation	Total Responses	Total Respondents
1	4	2.43	0.67	0.82	53	53

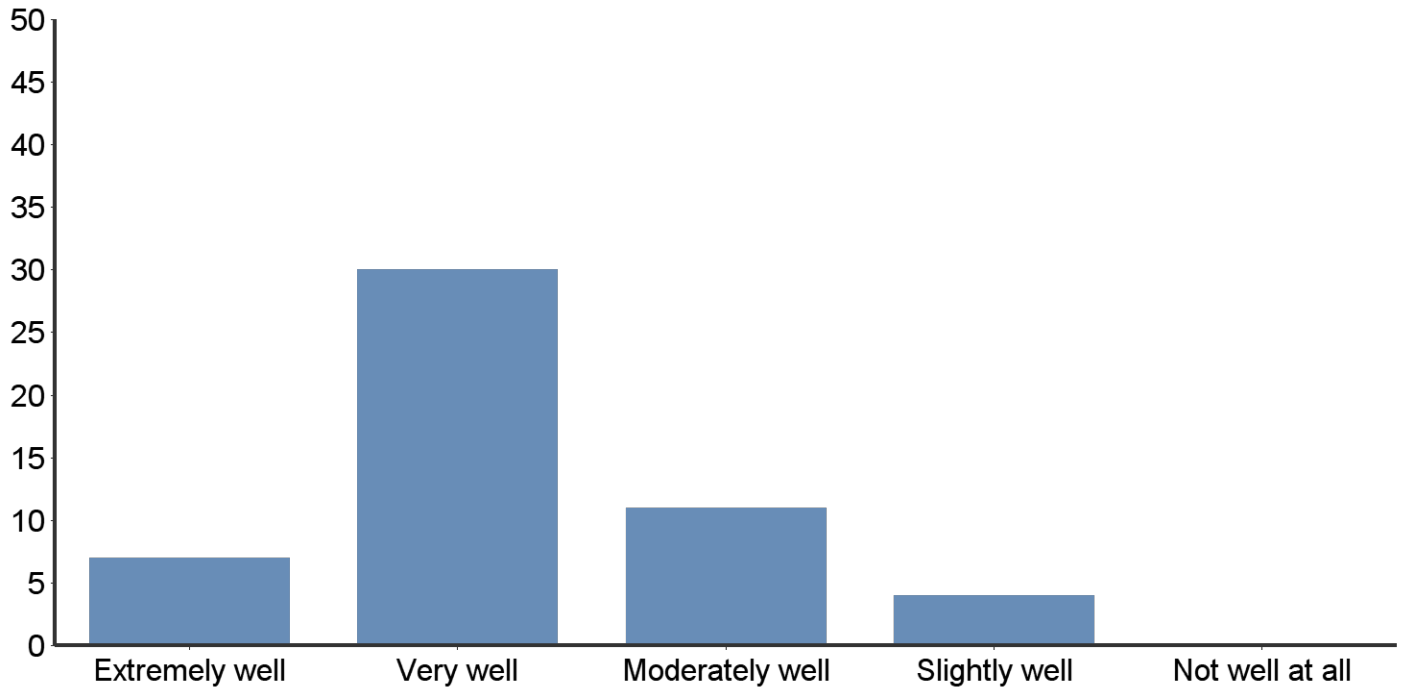
How prepared are teacher education graduates from the University of Wyoming to foster relationships with constituents outside the classroom?



#	Answer	Bar	Response	%
1	Extremely well		4	7.55%
2	Very well		24	45.28%
3	Moderately well		19	35.85%
4	Slightly well		5	9.43%
5	Not well at all		1	1.89%
	Total		53	100.00%

Min Value	Max Value	Average Value	Variance	Standard Deviation	Total Responses	Total Respondents
1	5	2.53	0.72	0.85	53	53

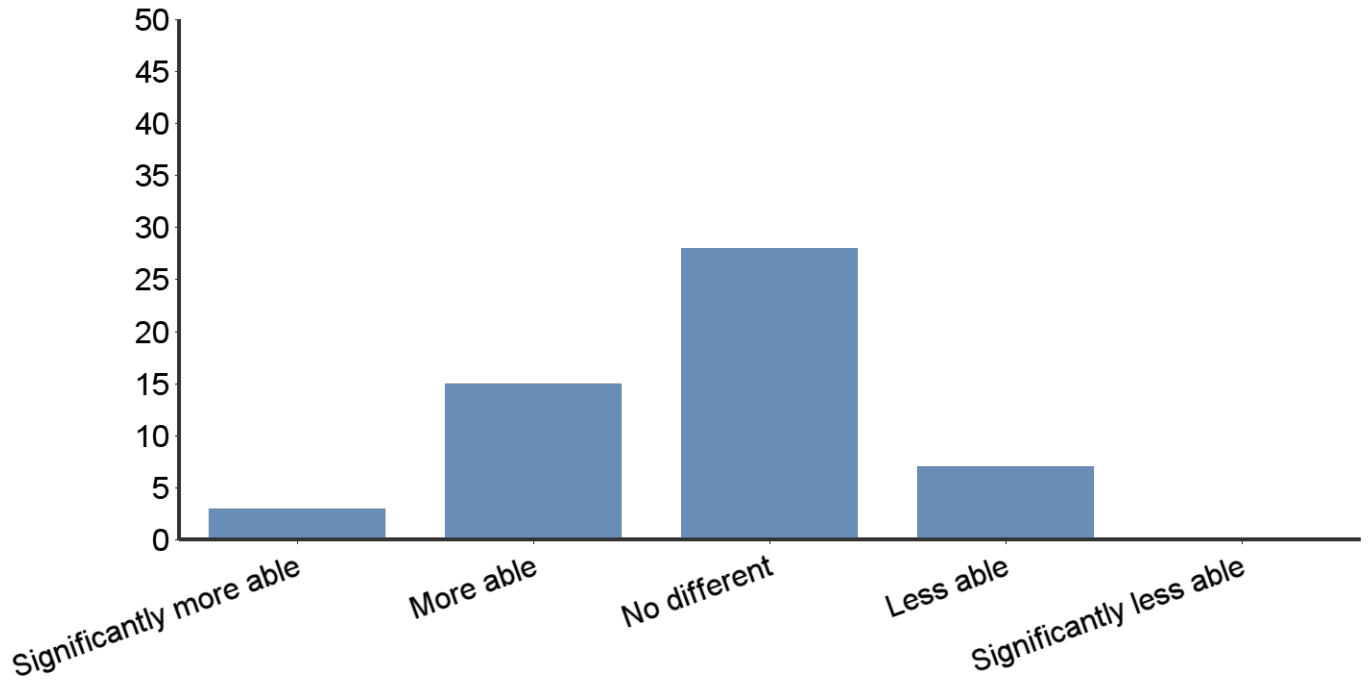
How prepared are teacher education graduates from the University of Wyoming to collaborate with colleagues within the school building?



#	Answer	Bar	Response	%
1	Extremely well		7	13.46%
2	Very well		30	57.69%
3	Moderately well		11	21.15%
4	Slightly well		4	7.69%
5	Not well at all		0	0.00%
	Total		52	100.00%

Min Value	Max Value	Average Value	Variance	Standard Deviation	Total Responses	Total Respondents
1	4	2.23	0.61	0.78	52	52

In general, how would you compare University of Wyoming teacher education graduates with other graduates who have similar lengths of teaching experience?



#	Answer	Bar	Response	%
1	Significantly more able		3	5.66%
2	More able		15	28.30%
3	No different		28	52.83%
4	Less able		7	13.21%
5	Significantly less able		0	0.00%
	Total		53	100.00%

Min Value	Max Value	Average Value	Variance	Standard Deviation	Total Responses	Total Respondents
1	4	2.74	0.58	0.76	53	53