



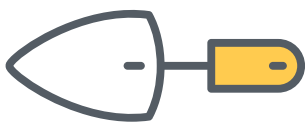
SEASONAL TO-DO LIST

Looking at the winter wonderland and anticipating spring? Here are a few suggestions to consider when warmer weather arrives. Please go to www.uwyo.edu/barnbackyard/resources/seasonal-calendar/ to access resources, such as articles, related to each subject.

Spring

Get the drop on weeds:

- Apply herbicides to green rosettes of noxious weeds. If weeds are treated early, less herbicide will be needed to kill them, and they will not have the opportunity to go to seed. Read and follow the herbicide label.



Pastures and hay fields:

- Maintain fences before turning out livestock:
- Scout fields for poisonous plants.
- Carefully manage grazing this time of year to avoid damage to grass and livestock.
- Test soil nutrient levels before fertilizing pastures and hay fields to get the most benefit for your money and effort.
- Get hay equipment ready for the first cutting.

Prepare for the irrigation season:

- Clean irrigation ditches of weeds, sagebrush, and other debris.
- Lay out hand line sprinklers or gated pipe in the field and look for any damage
- Clean and service pumps and motors as necessary to ensure proper operation before you need them!
- Check drip lines for damage, flush your irrigation system, and clean screens and filters.
- Make any additional repairs so system is ready to go, such as replacing broken pipes, sprinklers, gaskets, etc.



Gardens and landscapes:

Early spring

- Start warm-season vegetables and flower seeds inside so they are ready to transplant when warmer weather arrives (check the packet and last frost dates to determine when to start).
- Before adding fertilizer or manure to the garden, test the soil for nutrients and salts.
- Complete tree, vine, and bramble pruning, and fruit tree grafting prior to bud break in your area. Start grape vine cuttings in containers inside.
- Fertilize indoor plants as day length increases and bursts of growth occur: nitrogen for green plant growth, phosphorus for root development, and blossoms, and potassium for overall good health.

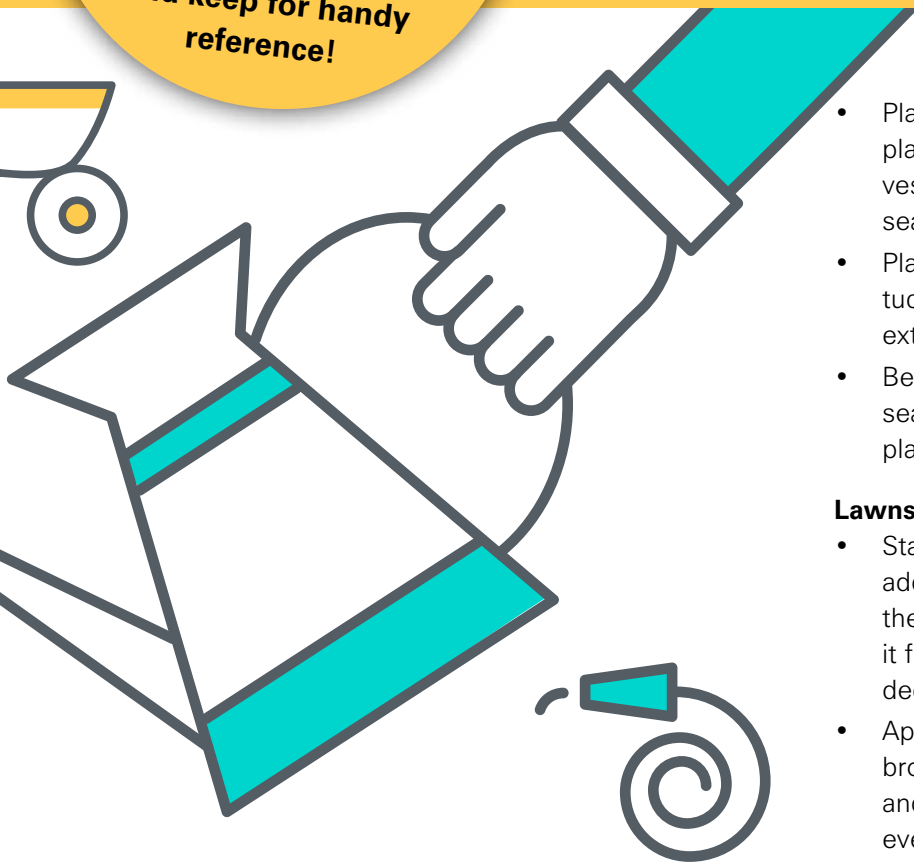
Late spring

Trees and shrubs

- Remove tree wrap from thin-barked trees that were protected in the fall.
- Remove wind and wildlife protection barriers as desired.
- Prune any dead or winter-damaged branches from trees, shrubs, and vines.
- Fertilize trees and shrubs based on soil test results.
- Plant bare-root trees.
- Treat fruit trees for codling moths and other pests after the correct amount of blossom drop.
- As fruit begins to develop, thin apples and other spur fruit (fruit trees which bear fruit on short, stout twigs, such as apples and cherries) to increase individual fruit size and quality.




Sure, snow is flying and the ground is frozen now. But in just a short time spring fever will arrive in Wyoming! Tear out these pages and keep for handy reference!



- Plant raspberry and strawberry plants. Allow these plants to establish a good root system prior to harvesting from these plants, at least the next growing season.
- Plant a successional round of cool-season crops (lettuce, carrots, radishes, spinach, and other favorites) to extend the harvest season.
- Begin to harden off warm-season crops to be transplanted out later.

Lawns

- Start up the lawn mower and add first grass clippings to the compost pile and turn it for added warmth and decomposition.
- Apply herbicides to control broadleaf weeds in lawns and other areas only on calm days. Be sure to read, even if you have read them before, and follow label instructions.
- Apply a spring fertilizer if needed.



Perennials

- Remove insulating mulches from roses, strawberries, or other tender perennials.
- Begin dividing and planting hardy perennial plants.

Vegetables and other edibles

- Begin planting seeds in garden for cool-season crops.
- Plant asparagus and rhubarb crowns. Be prepared to wait three years before harvesting from young crowns and two years for older crowns.



As soil and air temperatures really begin to warm:

- Get your hummingbird feeder out and ready for the returning birds
- Plant seeds for beans, sweet corn, cucumbers, and other warm-season crops.
- Plant annual blooming flowers and container gardens.
- Begin cutting fresh flowers for use at home or for sharing around the community with senior citizens or family friends.

