

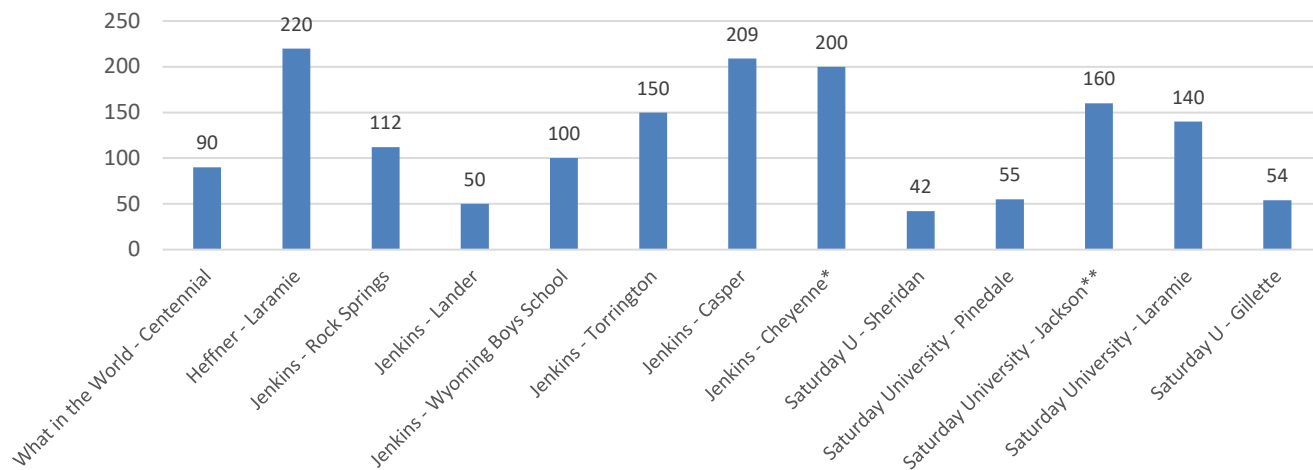
## Report of Activities Around Wyoming Summer & Fall 2018

The Presidential Engagement Initiative and Center for Global Studies (within the Global Engagement Office) in collaboration with the Office of the President, Office of Academic Affairs, College of Arts and Sciences, School of Politics, Public Affairs, and International Studies, and our community partners sponsored a robust statewide engagement program series across Summer & Fall 2018.

### Summer & Fall 2018 Lecture Series

This section provides highlights on outreach events sponsored in eight communities across Wyoming. The *Centennial What in the World?* series included faculty and student research presentations and a presentation by Dr. Jean Garrison (Center for Global Studies) focusing on contemporary U.S.-China relations. The *Malcolm Wallop Civic Engagement Project* featured Alexander Heffner, the host of PBS's *The Open Mind*, in a keynote presentation on "Civil Discourse in an Uncivil Age: The Quest for a Post-partisan Citizenship," which included a panel discussion with notable Wyoming political figures and public servants. The program was livestreamed through Wyoming Public Television and Wyoming Public Media and appeared on a special *Wyoming Chronicle* on public television in October. The *World to Wyoming* fall series continued with Mark Jenkins, writer-in-residence at UW and *National Geographic* contributing writer, with his presentation on "Camels, Climbing, and St. Catherine: An Expedition to Egypt" with events at Western Wyoming Community College in Rock Springs, Lander Valley High School, Wyoming Boys' School in Worland, Eastern Wyoming College in Torrington, Casper College, and in Cheyenne at the Laramie County Library and Laramie County Community College.

### Lecture Series Attendance Data

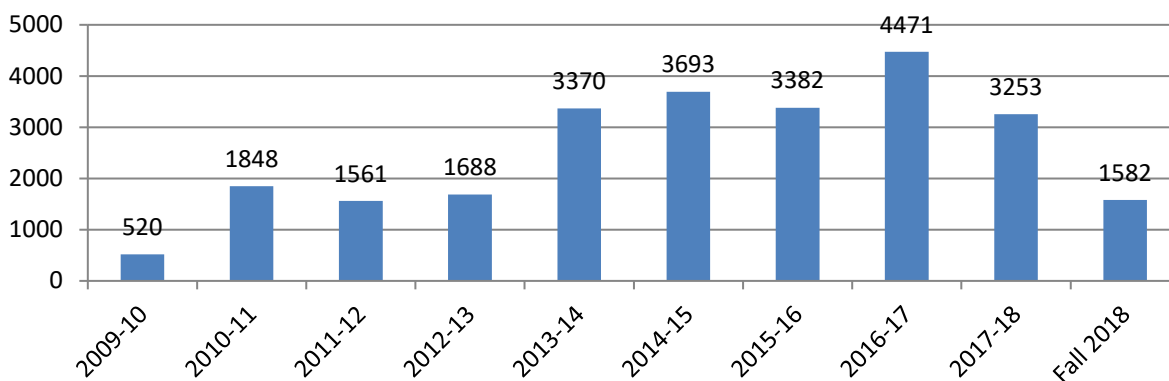


\*Data is combined for visits to LCCC and Laramie County Library.

\*\*Data is combined for Saturday University and two opera performances in Jackson.

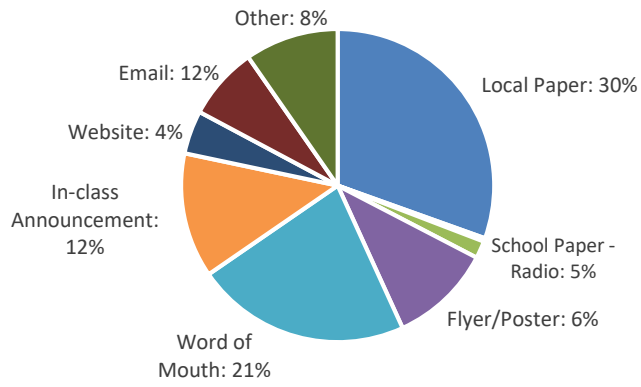
Overall Attendance = 1,131 (UW campus events = 220 people; Non-UW = 911 people). Average attendance = 103 people/event.

### International Speaker Series Attendance Data: 2009-Fall 2018



The following charts display data gathered at the speaker series events via short questionnaires distributed to audience members. 93% of respondents, which included students, staff, faculty, and community members, reported that the speaker series improved their understanding of global issues, and 93% stated that it contributed to building a sense of international awareness.

Where did you learn about this event?



What category describes you best?

