



Dear Colleagues – The purpose of this Info Blast is to inform you about the types of information our office puts together and to provide a brief summary of different projects we work on along with the findings. This time we want to highlight the Student Achievement Measures and the High School Feedback Reports we provide to the Wyoming High Schools.

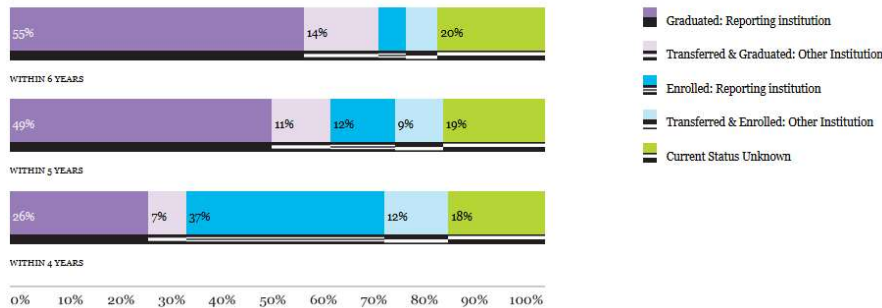
SAM - Student Achievement Measures

The **Student Achievement Measure (SAM)** tracks student movement across postsecondary institutions to provide a

First-Time Full-Time Students Starting Fall 2012

Number of students: 1,640

roll over each bar for detail data



more complete picture of undergraduate student progress and completion within the higher education system. SAM is an alternative to the federal graduation rate, which is limited to tracking the completion of first-time, full-time students at one institution.

Nationally, more than one in five students who complete a degree do so at an institution other than the one where they started, according to a recent study by the

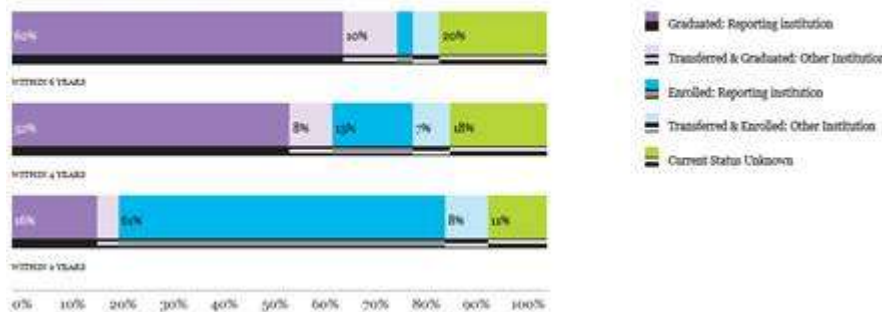
National Student Clearinghouse Research Center. At UW, the number is lower, but the real story is that only one in five students who come to UW do not complete a program anywhere.

SAM offers a more comprehensive overview of student outcomes and provides a more complete picture of student progress on the path to a degree or certificate. For UW's detail, go to <https://studentachievementmeasure.org/participants/240727>, to look at other schools, click the "Participants" in the top banner.

Full-Time Transfer Students Starting Fall 2012

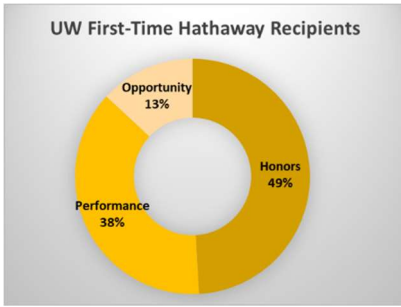
Number of students: 1,007

roll over each bar for detail data



Wyoming High School Feedback Reports

Every May, OIA prepares the Wyoming High School Feedback Reports to share information with high schools about the performance of their students that attend UW. Through coordinated efforts, OIA collects data annually to send to 68 schools across the state of Wyoming. These reports help high schools prepare their students for higher education, and they provide ability to track the higher education participation of their graduates over time.



The report consisted of four sections until 2018, which include admissions, enrollment, retention & graduation, and first semester course outcomes. Based on the feedback of our stakeholders, we introduced a new section in the report this year related to “Hathaway Scholarship Recipients” at UW. The Hathaway section of the report focuses on First-Time, Fall 2018 Students at UW who received the Hathaway scholarship and the level of scholarship.

To see copies of the report over time, please go to <http://www.uwyo.edu/oia/new-students/high-school/index.html>.

Have a great day and feel free to contact us at oia@uwyo.edu.