



Revenue Enhancement Committee: Report to Trustees

August 4, 2016

Rob Godby – Economics and Finance



UNIVERSITY OF WYOMING

COMMITTEEMEMBERSHIP

Rob Godby	Chair
Mary Burman	Vice-chair, Health Sciences
Anne Alexander	Academic Affairs
Michael Pishko	Engineering
Ricki Klages	Visual & Performing Arts
Susan Frye/Reed Scull	Outreach
Greg Brown	A&S, STEM
Denise Gable	Health Sciences
Gerry Andrews	Agriculture
John Mittelstaedt	Business
Suzie Young	Education



REVENUESOURCES



- State funds
- Tuition + mandatory fees
- **Program fees**
- Outreach (self-support)
- Research/tech transfer
- 3rd party contracts
- Foundation/private gifts
- User charges
- Other entrepreneurial activities



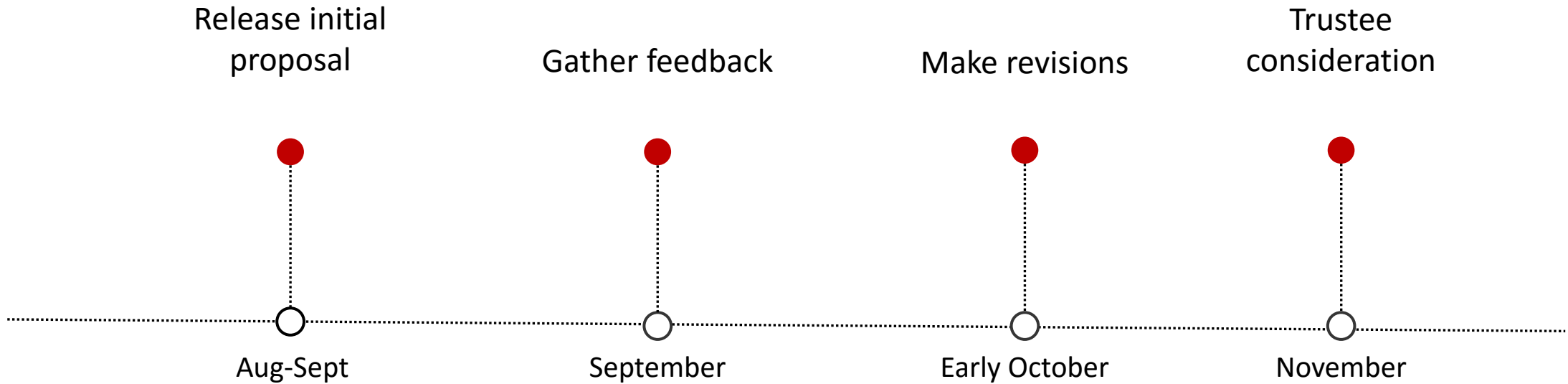
COMMITTEE CHARGE



To develop a **program fee proposal**, assessed by credit hour and to be comprehensive, replacing all existing course and program fees in the affected area



COMMITTEE TIMELINE



COMMITTEE APPROACH

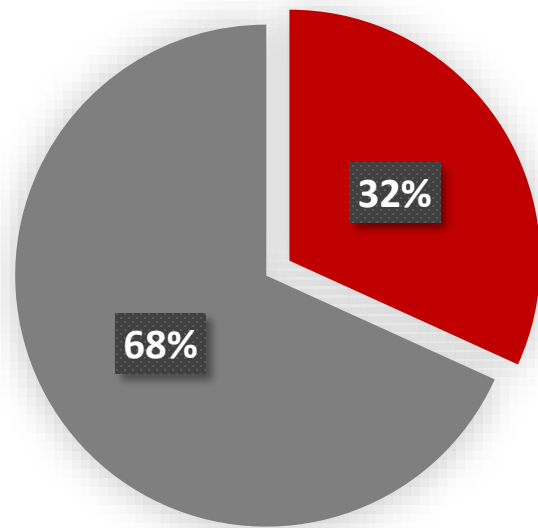
- Focused on undergraduate program fees
- Must be cost-based and benefit students
- Not all programs can have fees
- General benefit (freed up funds can be used elsewhere)
- Examples of cost justifications



INSTRUCTION COST

**UW Annual Instruction Cost per Full Time Enrollment = \$14,616
(FY 2014)**

**UW Academic Year Tuition and Required Fees, Full Time
Undergraduate = \$4,646 (AY 2014)**

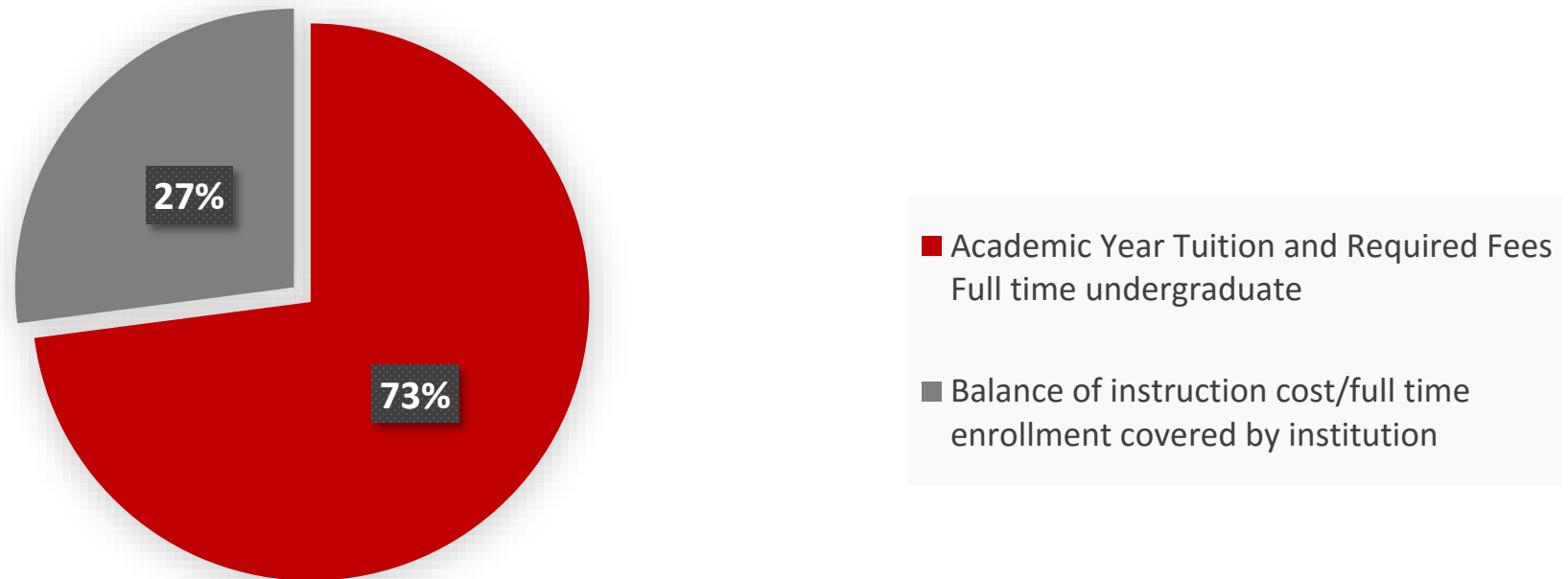


- Academic Year Tuition and Required Fees Full time undergraduate
- Balance of instruction cost/full time enrollment covered by institution

INSTRUCTION COST

Average of Comparators, Annual Instruction Cost/Full Time Student = \$13,738 (FY 2014)

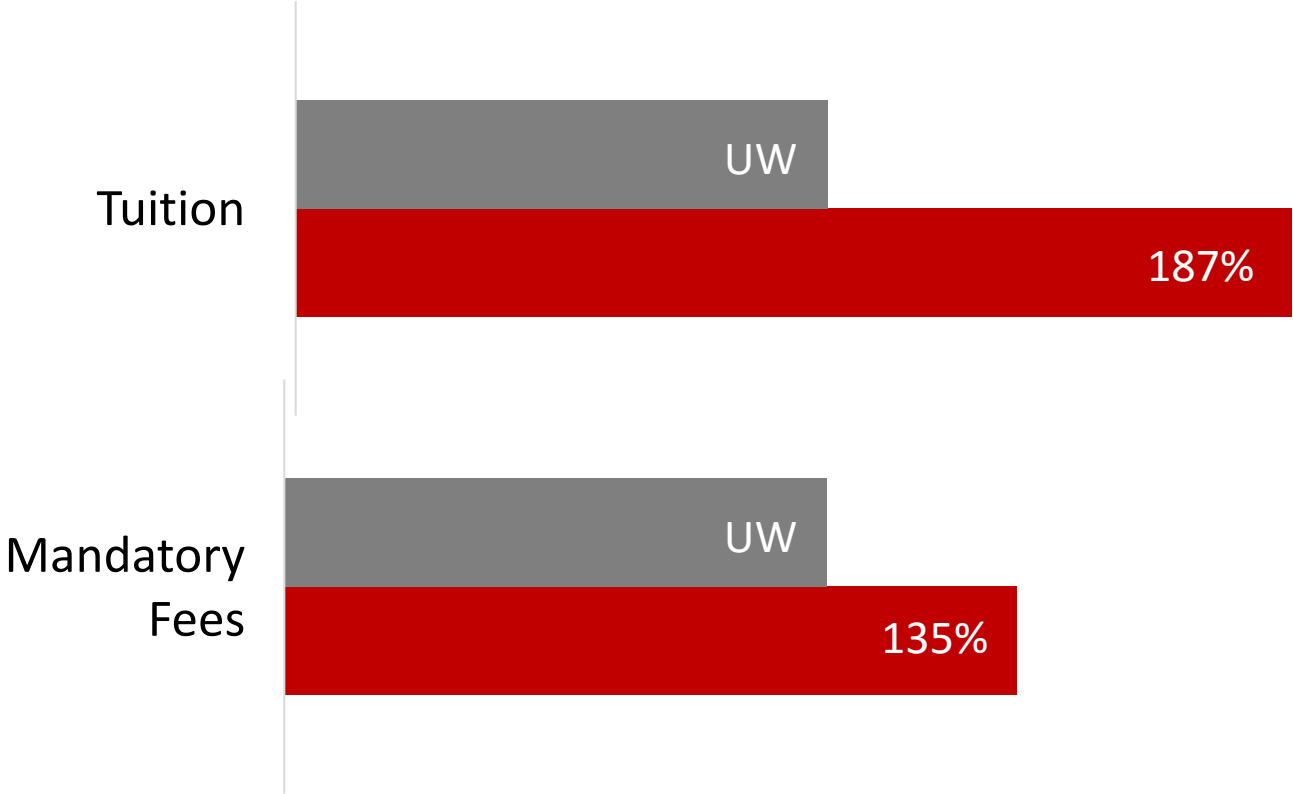
Average of 50 Comparators, Academic Year Tuition and Required Fees, Full Time Undergraduate = \$10,020 (AY 2014)



MARKET INFORMATION

Corrected slide 8-10/16

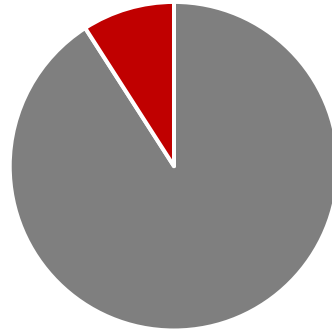
AMONG 11 PEER COMPARATOR SCHOOLS (2016/17)



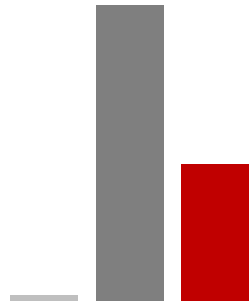
UNIVERSITY OF WYOMING

MARKET INFORMATION

AMONG 11 COMPARATOR SCHOOLS



10 of 11 have program fees
Most common: Business,
Engineering, Nursing, Arts,
Sciences/Quantitative.



Range from \$2 - \$137 per
credit hour
Average: \$45.90



UNIVERSITY OF WYOMING

CURRENT FEES



- Current Program and course fees (fee book pp 27-34, UG only):
 - Program fees: 11 separate UG college-wide fees
 - Course fees: 86+ courses listed with separate fees
 - Other misc fees: 40+ specific fees
- Current revenues (2015-16) for all fees pp. 27-34:
 - \$1.6 million – \$2.6 million.
- Proposed Program fees: will replace most of these with a single program fee for college, program or discipline area.



GUIDING PRINCIPLES



- Access
- Transparency
- Must be cost-based and benefit students
- Financial Accountability
- Efficiency
- Assessment: Impact and Flexibility



PROGRESS



- Currently identifying programs with additional costs, experiencing inflation in those costs.
 - Identify existing course codes affected
- Identification of costs for strategic initiatives (advising, career support, etc.) that will
 - Improve retention rates
 - Improve graduation rates
 - Improve placement
- Identification of market competitive program fees.



QUESTIONS?



Rob Godby
Economics and Finance
rgodby@uwyo.edu
307-766-3843



UNIVERSITY OF WYOMING