







UNIVERSITY OF WYOMING

Intramural Sports

How To Challenge Opponents on IMLeagues and Report Scores

1. To challenge a participant to a match, click onto your team page or the league page of the sport so that you see the list of teams...you will see a challenge button next to the teams for which you are able to challenge:

Team Standings

Team	#	✓	Move	GP	Delete
 Lefty <small>Joseph Martineau</small>	1 1M OF	<input checked="" type="checkbox"/>	Move	0	Delete
 Tiger <small>Joseph Martineau</small>	1 1M OF	<input checked="" type="checkbox"/>	Move	0	Delete
 Speith <small>Joseph Martineau</small>	1 1M OF	<input checked="" type="checkbox"/>	Move	0	Delete
 Day <small>Joseph Martineau</small>	1 1M OF	<input checked="" type="checkbox"/>	Move	0	Delete

2. From that page, you can enter in availability and contact information:

Request from Lefty to Tiger

Your Availability:

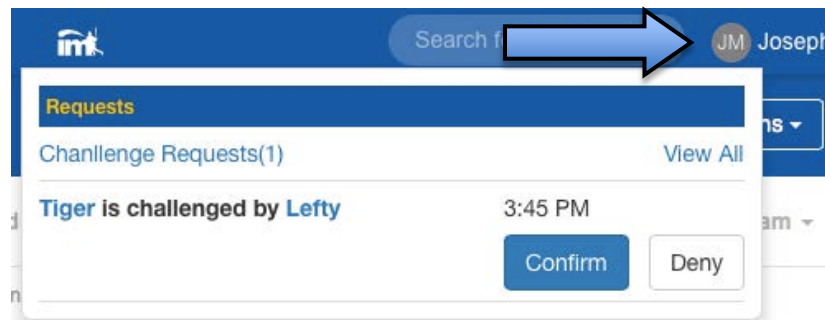
Contact Information:



UNIVERSITY OF WYOMING

Intramural Sports

3. Whenever you send or receive a challenge request, you or your opponent will see a red notification in the globe at the top of the screen:



When someone challenges you: You will receive an email notification when you receive a challenge request, and you can also see it on your user home page:

Challenge Requests For Tiger				
Challenged By	Availability Info	Contact Info	Accept	Reject
Lefty		Contact Details	✓	✗

NOTE: You can only challenge one person at a time. If you have a pending challenge and want to challenge someone else, your pending challenge will be canceled. Once a score has been submitted, you are then free to challenge again.

How To Submit a Score for a Completed Match:

1. Click on your user home page (the page you see when you first log in) and scroll down to the “My Teams” area,
2. Click onto your team page, scroll down and you’ll see a blue “report score” button next to your most recent match.

NOTE: Once a score has been submitted, the other player has **12 hours** to confirm the score (they confirm by logging into their account and clicking the “confirm/dispute score” alert on their user home page), or it will automatically be posted.