



4 – Poor

20 - 25 mph

Threat of dangerous roughness
and vehicle damage
substantially reduces speeds.






4 – Poor **20 - 25 mph**

Threat of dangerous roughness and vehicle damage substantially reduces speeds.





4 – Poor **20 - 25 mph**

Threat of dangerous roughness and vehicle damage substantially reduces speeds.





4 – Poor **20 - 25 mph**

Threat of dangerous roughness and vehicle damage substantially reduces speeds.





4 – Poor **20 - 25 mph**

Threat of dangerous roughness and vehicle damage substantially reduces speeds.





3 – Poor

15 - 20 mph

High risk of vehicle damage as speeds increase. Dodging hazards is a frequent driving task.





3 – Poor **15 - 20 mph**


High risk of vehicle damage as speeds increase.
Dodging hazards is a frequent driving task.





3 – Poor **15 - 20 mph** High risk of vehicle damage as speeds increase.
Dodging hazards is a frequent driving task.





3 – Poor **15 - 20 mph** High risk of vehicle damage as speeds increase.
Dodging hazards is a frequent driving task.





3 – Poor **15 - 20 mph**

High risk of vehicle damage as speeds increase.
Dodging hazards is a frequent driving task.






3 – Poor **15 - 20 mph**

High risk of vehicle damage as speeds increase.
Dodging hazards is a frequent driving task.





2 – Very Poor

8 - 15 mph

Dodging hazards is a constant driving task. Passenger vehicles at risk of bottoming out.




1 – Failed

0 - 8 mph

Dodging hazards
is a constant
driving task.
Passenger vehicles
may not be able to
pass.





1 – Failed

0 - 8 mph

Dodging hazards is a constant driving task. Passenger vehicles may not be able to pass.

