

Operating Budget

For the Fiscal Year July 1, 2012 to June 30, 2013



UNIVERSITY OF WYOMING

TABLE OF CONTENTS
2012-2013

Academic Affairs	25,32	Agricultural Experiment Stations	
Computer Fee (Undeclared).....	25	Administration	21,137,219
Instructional Excellence.....	25	Hatch – 4 th Quarter.....	21,138
Office of.....	27,103	Hatch – 1 st - 3 rd Quarters	21,138
Summer Session.....	17	Mc-Stennis – 4 th Quarter	21
Vice President.....	27	Mc-Stennis – 1 st -3 rd Quarters	21
Academic Success Center (LEARN)	25,167	Regional Research – 4 th Quarter	21
Accelerated Nursing Degree Cont	183	Regional Research – 1 st -3 rd Quarters.....	21,138
Accounting - COB	19,71	Agricultural & Applied Economics.....	22,139
Accounting Office.....	28,108	Hatch – 4 th Quarter.....	22,140
Accounts Receivable.....	28,164	Hatch - 1 st -3 rd Quarters.....	22,139
Accrued Limited Service	17,256	Mc-Stennis – 1 st – 3 rd Quarters.....	22,140
Administration	39	Regional Research – 4 th Quarter	22,140
Associate Vice President for Fiscal Admin	28,164	Regional Research – 1 st -3 rd Quarters.....	22,140
Associate Vice President Operations	28,172	Agricultural Engineering.....	21,76
Central Salary Management.....	28	Animal Science	22,136,141
Equipment Replacement.....	27	Hatch – 1 st -3 rd Quarters	22,142
University Contingency Reserve.....	28	Regional Research – 1 st -3 rd Quarters.....	22,142
Vice President.....	28,108	Research & Extension Centers:	
Admissions	26,114	Admin-Supp	21
Advanced Practice RN Psychiatry	183	Greenhouse	21,134
African-Amer Visiting Faculty	17,170	Laramie	21,135
Afro American Education	26,117	LREC Meat Lab.....	21,136
Agriculture, College of	34	Powell	21,134
Administration	17,133,219	SAREC.....	21,133
Computer Fee	25	Sheridan	21,135
Instruction.....	17	Stock Farm.....	21,135
Rochelle Chair	205,217	Family & Consumer Sciences	22,136,142
Summer School.....	17	Hatch – 1 st -3 rd Quarters	22,143

Regional Research – 1st-3rd Quarters 22,143

Molecular Biology 22,136,143

 Hatch – 4th Quarter 22,145

 Hatch – 1st-3rd Quarters 22,145

Plant Sciences 22,137,145

 Hatch – 1st-3rd Quarters 22,146

 Mc-Stennis – 1st – 3rd Quarters 22,147

 Regional Research – 1st-3rd Quarters 22,146

Renewable Resources 23,147

 Hatch – 4th Quarter 23,148

 Hatch – 1st-3rd Quarters 23,148

 Mc-Stennis – 1st-3rd Quarters 23,149

 Regional Research – 4th Quarter 23,149

 Regional Research – 1st-3rd Quarters 23,149

Veterinary Science 23,149

 Hatch – 4th Quarter 23,151

 Hatch 1st-3rd Quarter 23,150

 State Vet Laboratory 23,137

Academic Programs 17

Agricultural & Applied Economics 17,126

Animal Science 17,127

Family & Consumer Sciences 17,128,227

Hydrology 17

Microbiology – Coop..... 17

Molecular Biology 17,129

Plant Sciences 17,131

 Seed Certification 211

Renewable Resources 17,131,226

Vet Entomology 206

Veterinary Science 17,132

Alumni Affairs, Office of 28,172

Alumni Plus Peak Scholarship 30

American Heritage Center 25,45

 Discretionary 253

American Studies 18,53

Anthropology 18,52

Art 18,53

Arts & Sciences, College of 33

 Computer Fee 25

 Dean’s Office 25,50

 Instruction 18,52

 Summer School 18

ASUW:

 ASTECC 200

 Business Office 200

Athletics 32

 Academic Counselor 31,123,197

 Business Office 31,120,194

 Concessions 198

 Directors Office 31,119,194

 Equipment Room 31,123

 Facilities 29,96,199

 Ticket Office 31,123

 Training Room 31,122,197

Atmospheric Science 19,76

Atmospheric Science Payroll Handling 215

Auxiliary Services 41

Backyards & Barnyards Newsletter 238

Basketball - Men 31,119,195

Basketball – Women 31,123,195

Berry Biodiversity Conservation 253

Berry, Robert B., Distinguished 232

Biology Program 18,168

Biotech Laboratory 213

Board of Trustees 27

BOCES Science Education 237

Book and Bean 237

Botany 18,54

BRAND BSN Program 242

Brucellosis Testing & Research 21

Brucellosis Vaccine Research 21

Budget Descriptions 1

Budget Details for FY2013 Section I Accounts – By Division 32

Budget Details for FY2013 Section I Accounts – By Function 17
 Budget Details for FY2013 Special Appropriations 177
 Budget Details for FY2013 State Agency Accounts..... 188
 Budget, Funding by Category-2013..... 13,179
 Budget, Funding by Program-2013..... 180
 Budget, Funding Source-2013 12,15,178
 Budget, Medical Education 182
 Budget, Object of Expenditure Distribution – 2013 14,16,181
 Budget Reallocations 28
 Budget Summary – Revenue..... 10
 Budget Summary – Expenditures..... 11
 Bugas, John S. Gifts in Economics 234
 Business, College of 36
 Academic Advising..... 26,114
 Computer Fee 25
 Dean’s Office..... 25,50
 Exec MBA Program 243
 Instruction 19
 Graduate Business Programs 19,71
 MBA Tuition Differential 19,175
 Summer School..... 19
 Sustainable Business..... 19,170

 Campus ID System 192
 Campus ID System Maintenance 28
 Campus Planning 29,97
 Campus Police 27,41,105
 Special Events..... 210
 Campus Recreation Salaries/Benefits 226
 Career Services Center 26,115
 Cashier’s Office 28,109
 Catering 240
 Center for Teaching Excellence..... 25,49
 Central Salary Management..... 28
 Central Scheduling..... 28
 Centrex Telephone Service 27,105
 Chamberlain Lecture..... 216

Chemical Engineering 19,78
 Chemistry 18,55
 Chemistry Storeroom 214
 Chicano Studies 18,161
 Civil & Architectural Engineering 19,77
 Classroom Building Coordinator 29,164
 Cline, Roy L. & Caryl L..... 232
 Coach Bus-Fine Arts Rentals 25
 Coe, W.R. Estate:
 Professorship Chair 218
 Coe, W.R. School:
 American Heritage Center..... 218
 Commencement Expense 27
 Communication Disorders..... 20,82,212
 Communication/Mass Media 18,56
 Computer Science 19,55
 Cooperative Extension:
 Administration 24,151
 Agricultural & Applied Economics..... 24,157
 Animal Science 24,158
 Dean..... 24
 Family & Consumer Sciences 24,151,158
 Four-H..... 24
 Penalty Mail..... 24
 Plant Sciences 24,159
 Renewable Resources..... 24,159
 Smith Lever 1st-3rd Quarters..... 24,154,156,157
 Smith Lever 4th Quarter..... 24,155
 Smith Lever Federal Retirement 24
 Veterinary Science 24,160
 Copy Center 221
 Correspondence Fee Refund 27
 Correspondence Study 20
 Counseling Center/Drug Education..... 26,116
 County Agents..... 207
 County Asst Agents..... 206
 County Commissioners Scholarship..... 30

Cowboy Joe Club Operations	205
Criminal Justice	18,70
Cultural Affairs	26
Cultural Outreach.....	24,89
Daniels, Bill Chair Business Ethics	246
Dean of Students GA's	26
Dean of Student Special Projects.....	229
Dean of Students STOP Violence.....	26,176
Debate Scholarships.....	30
Demaray Endowment Fund.....	217
Dentistry Contracts	183
Development, Office of	27,41,106
Development Office Salary.....	210
Disabled Student Services	26,116
Division of Disability Studies	20,168
Division of Research Support	21,117
Ecology.....	17
Economics & Finance - COB	19,73
Education, College of	37
Cont & Prof Educ	210
Course Fees.....	19
Curriculum & Research Center	211
Dean's Office.....	25,50
Educational Studies	19,75
Elementary and Early Childhood Education	19,162
Graduate Studies.....	19
Instruction.....	19,74
Partnership	19,74
Professional Studies.....	19,177
PR and College Climate.....	19
Science Math Teaching Center	19,74
Secondary Education	19,162
Special Education	19,163
Summer School.....	19
Teaching Residency.....	238

Undergraduate Studies	19,74
EEO Office	28,41,174
EFNEP	220
Electrical and Computer Engineering	19,79
Employer Paid Benefits	32
Academic Support.....	25
Athletics	31
Family Practice Centers	183
Institutional Support.....	27
Instruction	17
Operation & Maintenance of Plant.....	29
Public Service	24
Research.....	21
Student Services	26
Summer School	17
WWAMI	183
Engineering, College of	37,205
Course Fees.....	25
Dean's Office	25,51
Excellence Fund.....	245
Instruction	19,75
Summer School	19
Engineering Science.....	19
English	18,57
Enhanced Oil Recovery - Engr.....	21
ENR Discretionary Fund.....	253
EOR Commission & Support.....	188,189
EOR Tech Outreach & Research	188,189
Epscor II.....	21,118
Facilities Engineering.....	29,96
Facilities Planning Construction Handling Account	216
Faculty Senate	27,106
Family Practice Casper	182,183,184,230
Family Practice Cheyenne.....	182,183,185
Fleet Operations-Car Pool.....	214,228
Football	31,120,195

Four-H Foundation Secretary	208	Nursing.....	20,80
Freshman Summit	26	Pharmacy.....	20,83,253
Gardner Chair in Physiology	227	Social Work	20,81
General Counsel, Office of	28,41,110	Summer School.....	20
General Expense	27	WWAMI Medical Education	182,183,187
Geography	18,58	Health Service – Pharmacy	193
Geology & Geophysics.....	18,59	History	18,60
Golf – Men	31,121	Honor Scholarships	30
Golf – Women	31,125,195	Housel/Arnold Professorship	218
Governmental Affairs	28,41,174	Howard Distinguished Prof.....	217
Graduate Program:		Hoyt, John W. Scholarship	30
Administration & Teaching	25	IKON Exclusive Copier/Printer	227
Allocations.....	20	Indian Education	26,117
Assistantships	30	Indirect Cost:	
Graduate Assistants Reserve.....	20	A&S Dean.....	202
Health Insurance Scholarships.....	30	Atmospheric Science.....	202
Scholarships/Tuition Waivers.....	30	Chemical Engineering.....	203
Training	17	Engineering Dean.....	203
Guthrie, John A.....	218	Geology.....	203
Haub, Helga Otto Sch Env Nat Res	238	Health Sciences Dean.....	203
Haub School Envir & Nat Res	21,161	Vice President – Finance.....	204
Hazardous Waste Disposal	27	Vice President – Research & Econ Dev.....	204
Health Sciences, College of.....	37	WYNDD.....	222
Academic Program Startup Quasi Endow.....	246	Information Technology.....	25,42,46
Accelerated Nursing Degree Cont	183	Academic Research Services	28
Communication Disorders	20,82,212	Administrative Systems.....	27,101
Computer Fee	25	Application Development	25
Dean’s Office.....	25,51	AV IT.....	25,168
Dentistry Contracts	183	Business Services Operations	25
Disability Studies.....	20	Campus Data Network	208
Family Practice Casper	182,183,184,230	Campus Services	209
Family Practice Cheyenne	182,183,185	Computer Fee.....	25
Instruction.....	20	CSS Academic Support Unit.....	25
Kinesiology and Health	20,84	CSS Departmental Consulting.....	25
Medical Educ Quasi Expendable.....	246	Data Conn/Subsc Serv	27
		High Performance Computing.....	25

Micro Maintenance	214	Mathematics	18,61
Operations.....	25,193	Mechanical Engineering.....	19,80
Student Information Systems	28	Medical Educ Quasi Expendable	246
Systems Development.....	25	Minority Affairs Office	26,117
Institutional Analysis	27,102	Miscellaneous Scholarships	30
Insurance.....	27	Modern & Classical Languages	18,62
Internal Auditor	27,42,103	Molecular & Cellular Life Sciences	17
International Partic Trng.....	209	Multicultural Resource Center	26,116
International Programs.....	27,104	Music	18,63
International Programs/Immigration.....	26,170	Music Scholarships	30
International Programs VISA	28	National & Regional Dues	27
International Student Program Fees.....	26,116	National Park Research Center	21,118
International Student Services-Student Affairs	26,110	Natural Science Program	18,70
International Studies	18,65	NCAR-Wyo Supercomputing Ctr MOU	177
Isotope Facility	221	Neuroscience.....	17
Kinesiology and Health	20,84	Non-Traditional & Gender Prgms.....	26
Law, College of	37	Nursing.....	20,80
Computer Fee	25	Nursing Outreach Program	228
Dean's Office.....	25,52	Observatory.....	25,49
Distinguished Prof – CC	219	Orientation Fees	26
Instruction.....	20,85	Outreach School.....	38
Library Acquisitions	25	BOCES Science Education	237
Tuition Differential	20,175	Correspondence Study	20
Law Service Scholarships	30	Credit Programs Personnel.....	20,86
Leadership Wyoming Program	28	Dean.....	20,86,254
Library	38	Off-Campus Teleconference	213
Acquisitions	25	Regional Centers	20,88
Casper	25	Summer Session	20,174
Collection Initiatives.....	25	Technology Services	20,89,237
Digital Collections	25,172	Technology Services – UWTV	20,86
General	25,43	UW Articulation.....	27,103
Limited Service.....	17,256	UW/CC Center.....	20,87
Management & Marketing - COB.....	19,72	UW/CC Generated Revenue	208
Marching Band Scholarships	30	Wyoming Public Media	24,89,200,205

Parking.....	232	Special Project	29
Peak Achievement Scholarship.....	30	Stock Farm.....	29
Pepsters/Wildfire	26,113,198	Stores	214
Perkins Loan Match.....	27	Structural Trades.....	29,171,244
Person, H T Fund.....	220	Technical Services	29,165
Personnel Administration.....	27,40,100	Utilities.....	29
Personnel Leadership.....	28	Utilities Management.....	29,174,252
Petroleum Hist Centr	204	Waste Services.....	236
Pharmacy	20,83,253	Physics & Astronomy.....	18,64
Pharmacy Tuition Differential	20,167	Plus Budget	28
Philosophy	18,64	Political Science.....	18,65
Physical Plant	40	Postal Service.....	27,99
Business Services.....	29,165	President, Office of the	27,32,97
Carpentry Shop	29,90,244	President's Advisory Council for Minority & Women's Affairs.....	25
Central Energy Plant.....	29,95,234	President's Expense Allowance	27
Controls Shop	29,171,244	President's Promise Scholarship	30
Custodial Services	29,90,235	Procurement Services.....	28,109
Director's Office.....	29,90	Psychology.....	18,66
Electrical Shop.....	29,93,243	Real Estate Operations	27,108
Elevator Maintenance	29	Recruitment & Retention	26
Equipment.....	29	Recycling	213
Equipment Repairs/Services	29,166,235	Registrar Summer School.....	26
Facilities Engineering	29,96	Registration/Records.....	26,111
Facilities Management	29,170	Regular Fee Refunds.....	27
Facilities Services	29,166	Reinstatement Charge	209
Grounds Services.....	29,94,234	Released Time:	
HVAC Maintenance	29	Center Cardiovascular Research	236
Maintenance – Off-Campus	29	Civil/Arch Engineering	201
Masons.....	29,172	Economics and Finance.....	201
Mechanical Trades.....	29,171,243	Health Science	201
Moving Services	29,166	Natural Science Prog.....	202
Off-Campus Properties	29	Nursing.....	202
Paint Shop.....	29,93,245	Outreach School.....	232
Plumbing Shop.....	29,94,245	WWAMI	222
Preventive Maintenance.....	29,95,235	Religious Studies.....	18,58
Project Management.....	29,167,234	Reproductive Biology	17
Roof Maintenance.....	29		

Research & Economic Development	41
Office of Research	21
Vice President	27,98
Research & Extension Centers:	
Laramie	21,135
Powell	21,134
SAREC	21,133
Sheridan	21,135
Residence Life & Dining:	
Administrative – Residence Life	230
Apartment Administration	223
Business – Residence Life	230
CJ's	248
Conference Operations	225
Dining Services Administration	241
Director's Office	222
ELEMENTS	245
Finance & Facilities Administration	223
Gardens	252
Info Tech Salaries & Fringe	252
Maintenance	225
Panda Express	249
Pita Pit	249
Residence Hall Custodial	223
Residence Life	225
Rolling Mill Café	249
Risk Management	28,41,110
Rodeo Team	26,138
Rodeo Team Scholarships	30
Ross Hall Cafeteria	240
ROTC – Air Force	17,88
ROTC – Army	17,88
ROTC - Room & Board	30
Ruckelhaus IENR	218
Scholarships	30
School of Energy Resources (SER)	177

Schwartz, Wm T, Prof of Law	251
Science Math Teaching Center	19,74
Section II (Self-Sustaining Accounts)	190
Security System Maintenance	28
SEO	26,111
SEO/ADA Computer Fee	25
SEOG Match	30
Service & Auxiliary Enterprise Directors Office	192
Shipping & Receiving	27,104
Simpson, Alan K Inst Western	222
Smith Lever Administration 1 st -3 rd Quarters	24,154,156,157
Smith Lever Administration 4 th Quarter	24,155
Soccer - Women	31,126,198
Social Work	20,81
Sociology	18,67
Special Services Stipends	30
Spicer Chair, Eldon and Beverly	229
Sponsored Programs	27,99
Sports Information	31,121,199
Staff Council	27
Recognition Day	28
Statistics	18,67
Strook Endowed Chair	216
Student Affairs	38
Enrollment Management	28
International Student Services	26,110
Office/Vice President	27,98
Student Attorney	242
Student Financial Aid	26,112
Student Financial Operations	28,110
Student Health Service	227,254
Student Life, Office of	26,115
Student Media – Administration	200
Student Services – Computer Fee	25
Student Services-General	26
Study Abroad	26,168
Summer Institute Scholarships	30

Summer Scholars Institute	17,89	UW/CC Center.....	20,87
Summer School.....	17,18,19,20,174	UW/CC Generated Revenue	208
Superior Student Scholarships	30	UW Rifle Team.....	26
Swimming - Men	31,122	Vending Services	191
Swimming – Women	31,124,196	Veterans Services Center	26,175
Synergy.....	26	Vietnam Veterans Awards	30
Tapp.....	208	Volleyball - Women.....	31,125,197
Tech Training Program.....	211	Washakie Dining Center	239
Telecommunications-Operations	193	Whitney, E.A., Professorship Agric	246
Tennis - Women	31,126,199	WICHE	188
Theatre & Dance.....	18,67	Williams, Carl Prof Law	236
Theatre Scholarships.....	30	WIND Salary Handling.....	229
Toppan, Clara R Dist Prof/Endowment Fund	251	Wold Chair.....	21,118,217
Track – Men	31,125,196	Women’s Studies	18,71
Track – Women	31,124,196	Work Study Match.....	27
Trademark Licensing	192	Wrestling.....	31,122,197
Transit Operations – Match Reserve.....	233	WyExc HE – Accounting.....	247
Transpark.....	28,169	WyExc HE – Art Museum	250
True, H.A. Chair Petr/Nat Gas.....	237	WyExc HE – Biomedical Physiology	248
Trujillo, Soloman D. Ctr E-Bus	226	WyExc HE – Community Development – Ag.....	250
Trustee’s Pride Scholarship	30	WyExc HE – Ecology.....	251
Tuition Discount Charges	28	WyExc HE – Law	247
University Art Museum	25,43	Wy Exc HE – Literacy Education	248
University Bookstore	190	WyExc HE – Math Education.....	250
University Contingency Reserve.....	28	WyExc HE – Natural Resources	247
University Counseling Center	26,113,251	WyExc HE – Prion Biology	247
University Golf Course	212	WyExc HE – Reading Education	250
Concessions	230	WyExc HE – Science Education.....	248
Pro Shop	242	WyGisc	21,163
University Honors Program	17,70	WYNDD Salary Handling Account	221
University Relations	27,41,100	Wyoming EPSCoR – Revolving	211
University Safety Office	27,104	Wyoming Natural Diversity Database (WYNDD).....	21,160
University Scholars Scholarships.....	30	Wyoming Public Media	24,89,200,205
Utilities – Physical Plant.....	29	Wyoming Student Leader Scholarship.....	30
UW Articulation	27,103	Wyoming Technology Business Center	21,169

Wyoming Union 190
Wyoming Veterinary Laboratory 212
WWAMI Medical Education..... 182,183,187

Youth Opportunity Grants 30

Zoology & Physiology 18,68

APPENDIX 258

UNIVERSITY OF WYOMING BUDGETS

<u>BUDGET</u>	<u>DESCRIPTION</u>
SECTION I	This section contains the general operating budget of the University supported by appropriated funds, including state general funds, federal formula funds for the support of the College of Agriculture, and other University funds (University of Wyoming Income Fund, Sales and Services Fund, Federal Mineral Royalties, Agricultural College Land Income Fund, University Land Income Fund, and Clinic Income), and unrestricted income from the University of Wyoming Foundation.
SECTION II	This section contains the self-sustaining budgets of the University that are supported by sponsored funding for research and other activities (primary source is federal funds), income from University auxiliary operations (e.g., housing, residence halls, dining services, transportation, parking, student union, and bookstore), gifts and contributions, student fees, and federal mineral royalties. Also included is a major portion of intercollegiate athletics, with the residual in Section I.
SPECIAL APPROPRIATIONS	Operating budgets created for specific activities authorized by the Legislature.
CAPITAL CONSTRUCTION	Capital budgets are created for site improvements and utility infrastructure; construction; architectural/engineering fees; furniture, furnishings and equipment; contingencies and associated administrative costs for authorized projects. Funds for financing such projects may be provided by state general funds, revenue bonds issued under the University Securities Law, or other funds.

CATEGORIES IN SECTION I OF THE UNIVERSITY BUDGET

INSTRUCTION

This category includes expenses for all activities that are part of the institution's instruction program. Expenses for credit and noncredit courses; academic, vocational, and technical instruction; remedial and tutorial instruction; and regular, special and extension sessions are included in this category.

RESEARCH

This category includes all expenses for activities specifically organized to produce research, whether commissioned by an agency external to the institution or separately budgeted by an organizational unit within the institution. Subject to these conditions, the category includes expenses for individual and/or project research as well as those of institutes and research centers.

PUBLIC SERVICE

Funds are expended for activities that are established primarily to provide noninstructional services beneficial to individuals and groups external to the institution. These activities include community service programs (excluding instructional activities) and cooperative extension services. Included in this category are conferences, institutes, general advisory services, reference bureaus, radio and television, consulting, and similar noninstructional services to particular sectors of the community.

ACADEMIC SUPPORT

This category includes expenses incurred to provide support services for the institution's primary missions: instruction, research, and public service. The category includes the following activities: (1) the retention, preservation, and display of educational materials, such as libraries, museums, and galleries; (2) the provision of services that directly assist the academic functions of the institution; (3) media services, such as audiovisual services and information technology; (4) academic administration (including academic deans but not department chairs) and personnel to provide administrative support and management direction to the three primary missions; and (5) separately budgeted support for course and curriculum development.

STUDENT SERVICES

This category includes expenses incurred for the offices of admissions and the registrar and those activities whose primary purpose is to contribute to students' emotional and physical well-being and intellectual, cultural, and social development outside the context of the formal instruction program. It includes expenses for student activities, cultural events, the student newspaper, intramural athletics, student organizations, intercollegiate athletics (if the program is not operated as an auxiliary enterprise), counseling and career guidance (excluding informal academic counseling by the faculty), student aid administration, and the student health service (if not operated as an essentially self-supporting activity).

INSTITUTIONAL SUPPORT

This category includes expenses for: (1) central, executive-level activities concerned with management and long-range planning for the entire institution, such as the governing board, planning and programming operations, and legal services; (2) fiscal operations, including budgeting, accounting, and the investment function; (3) administrative information technology (when not accounted for in other categories); (4) space management; (5) employee personnel and records; (6) logistical activities that provide procurement, storerooms, and printing; (7) transportation services to the institution; (8) support services to faculty and staff that are not operated as auxiliary enterprises; and (9) activities concerned with community and alumni relations, including development and fund raising.

OPERATION AND MAINTENANCE OF PLANT

This category includes all expenses for the administration, supervision, operation, maintenance, preservation, and protection of the institution's physical plant. They include expenses normally incurred for such items as janitorial and utility services; repairs and ordinary or normal alterations of buildings, furniture, and equipment; care of grounds; maintenance and operation of buildings and other plant facilities; security; earthquake and disaster preparedness; safety; hazardous waste disposal; property, liability, and all other insurance relating to property; space and capital leasing; facility planning and management; and central receiving. This category does not include interest expense on capital-related debt.

SCHOLARSHIPS
AND FELLOWSHIPS

This category includes expenses for scholarships and fellowships in the form of grants to students, resulting either from selection by the institution or from an entitlement program. It also includes trainee stipends, prizes, and awards, except those trainee stipends awarded to individuals who are not enrolled in formal course work, which are charged to instruction, research, or public service, as appropriate.

INTERCOLLEGIATE
ATHLETICS

This is a Section I subcategory of Auxiliary Enterprises and includes intercollegiate athletic accounts, including athletic scholarships.

CATEGORIES IN SECTION II OF THE UNIVERSITY BUDGET

<u>BUDGET</u>	<u>DESCRIPTION</u>
AUXILIARY ENTERPRISES	This category includes entities which exist to furnish goods or services to students, faculty, staff, other institutional departments, or incidentally to the general public, and charge a fee directly related to, although not necessarily equal to, the cost of the goods or services. The distinguishing characteristic of an auxiliary enterprise is that it is managed to operate as a self-supporting activity. It includes housing, residence halls, dining services, intercollegiate athletics (only if essentially self-supporting), college stores, and parking.
GIFTS AND CONTRIBUTIONS	Non-federal support from corporations, foundations, and private contributors is accounted for in this category.
SPONSORED FUNDING	This category includes income primarily from Federal agencies, but also state, corporate, contracts and grants, as well as foundation funding supporting sponsored research and specific educational and service programs.
ASUW	This category includes revenue generated by student organizations (ASUW) and income received as gifts to support the student loan program.
DEBT SERVICE	Revenues, including federal mineral royalties that are earmarked for interest and principal payments of the University's outstanding bonded indebtedness, and for other debt service charges such as required payments to the capital fund for improvements, operations, and maintenance of the debt-financed facilities.
INTERCOLLEGIATE ATHLETICS	Revenues generated through gifts, grants and contracts, and auxiliary services used to support athletic activities, as well as revenue from sport events, are in this category.

UNIVERSITY OF WYOMING
SOURCE OF UNIVERSITY FUNDS
SECTION I BUDGET

<u>FUND</u>	<u>DESCRIPTION</u>
GENERAL FUND	Legislative appropriation for the operation of the university.
UNIVERSITY OF WYOMING INCOME FUND	Revenue deposited to this fund is University-generated from three major categories: (1) tuition and fees (2) sale of agricultural products; and (3) income from intercollegiate athletic events. Fees include both mandatory and non-mandatory student fees. Mandatory fees include Wyoming Union, Student Services, Student Health Services, Intercollegiate Athletics, Recreation Programs, and Transit Fees. Non-mandatory fees include special course fees, earmarked computer fees, and certain other fees. These funds are unrestricted except that athletic income is used for Intercollegiate Athletics.
SALES AND SERVICES FUND	The primary revenue sources for this fund are indirect cost recovery, central services cost allocation, and interest income from investment of funds held by the University. Other sources include auxiliary services transfers, library fines, parking fines, returned check charges, utility sales to fraternities and sororities, and sale of livestock and agricultural products produced as a result of instructional activities. This fund is unrestricted and may be used for any University purpose.
FEDERAL MINERAL ROYALTIES FUND	The source of income for this fund is mineral royalties from production on federal lands located within Wyoming. These restricted revenues are used for the payment of principal and interest on bonded debt, constructing and equipping new buildings, repair of existing buildings and purchase of improved or unimproved real estate. A portion of this fund is used in the Section I Budget for "Maintenance, Operation and Repair of Plant."

UNIVERSITY OF WYOMING
SOURCE OF UNIVERSITY FUNDS
SECTION I BUDGET

<u>FUND</u>	<u>DESCRIPTION</u>
FEDERAL FUNDS - AGRICULTURAL RESEARCH	These funds are provided by Congressional appropriation under the McIntire-Stennis and Hatch Acts and are restricted to agricultural research.
FEDERAL FUNDS - AGRICULTURAL EXTENSION	These funds are provided by Congressional appropriation under the Smith-Lever Act and are restricted to extension programs.
AGRICULTURAL COLLEGE LAND INCOME FUND	This fund was created by the Federal Morrill Act which provided for a land grant of 90,000 acres to the Territory of Wyoming. A permanent fund was created in conjunction with the Act to receive all proceeds from the sale of such lands. The fund derives its income from interest on the permanent fund and from rental of lands. These revenues are restricted to use for teaching of agricultural and mechanical arts, including military tactics.
UNIVERSITY LAND INCOME FUND	The fund was created by Federal Land Grant of 72 sections, and proceeds from the sale of such lands are placed in a permanent fund. The fund derives its revenue from interest on the permanent fund and from rental of lands. These funds are unrestricted and may be used for any University purpose.
UNIVERSITY FOUNDATION INCOME FUND	These funds are provided by the University of Wyoming Foundation from unrestricted income earned through management fee assessments and from investments.

UNIVERSITY OF WYOMING
SOURCE OF UNIVERSITY FUNDS
MEDICAL EDUCATION BUDGET

<u>FUND</u>	<u>DESCRIPTION</u>
GENERAL FUND	Legislative appropriation for the operation of the university.
CLINIC INCOME	The primary revenue sources for this fund are patient care fees and fees for clinical services. These funds may be used for expenses incurred in the conduct of medical practice activity.

OBJECTS OF EXPENDITURE
(ALL SECTIONS)

EXPENDITURE
CLASSIFICATION

DESCRIPTION

PERSONAL
SERVICES

This category includes all salary and wage compensation for University employees and students and employee benefit programs in which the University participates.

SUPPORT
SERVICES

This category includes expenses for services which are required by the University in the discharge of its functions or which are legal obligations of the University. Types of expenditures include, but are not limited to, commodities purchased for consumption, such as office supplies, printing, stationery, and small tools, continuing costs for rental of real estate or equipment, irrigation assessments, insurance premiums, maintenance service contracts rendered on a predictable basis, travel expenses, equipment, and contractual expenses.

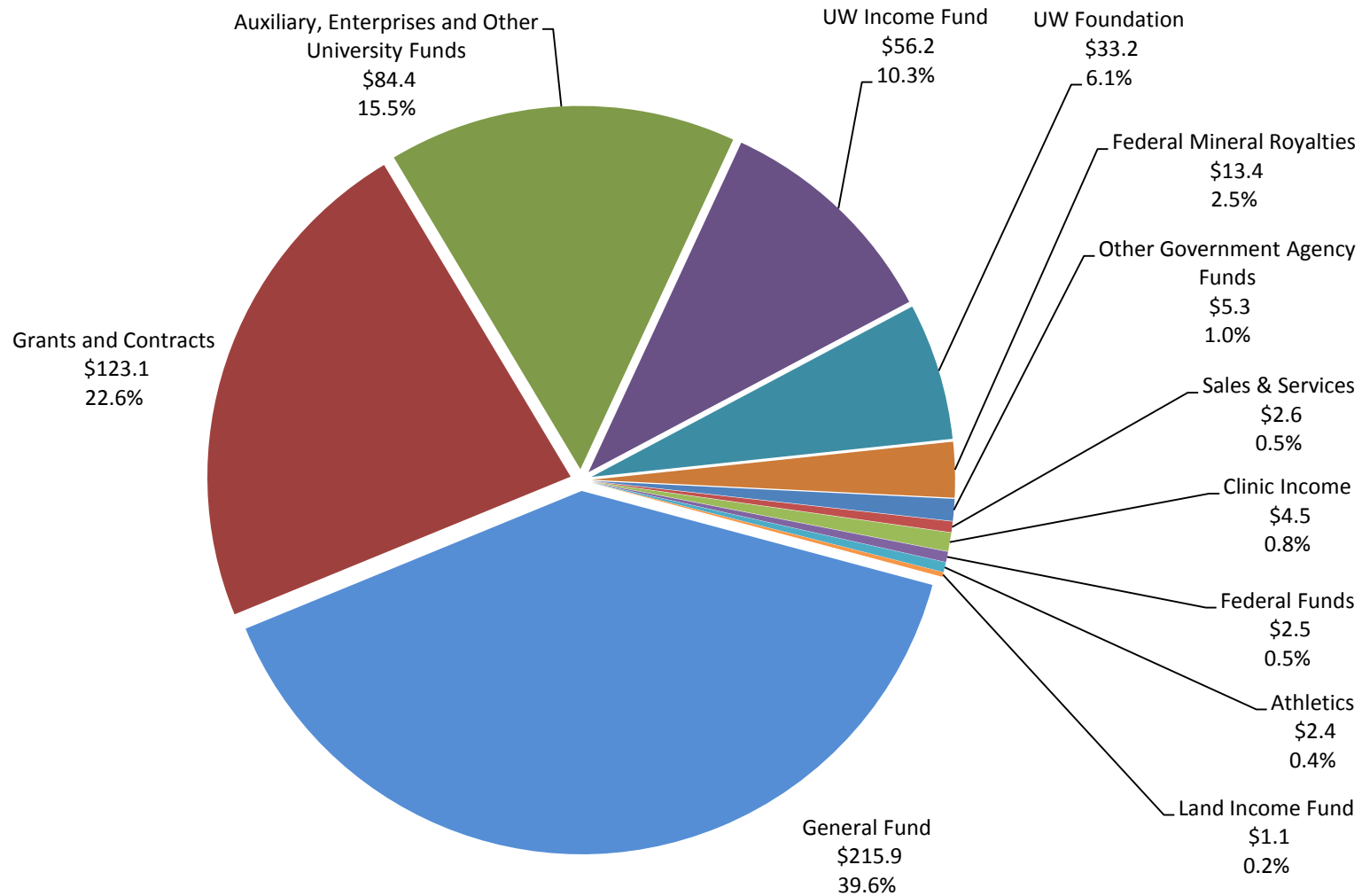
GRANTS AND AID
PAYMENTS

Payments to local governments, private organizations, and individuals of grants and benefits of University aid distribution and distribution of Federal aid and grant monies earmarked for specific purposes and programs, to be expended by University employees, students, or individuals are included in this category.

NON-OPERATING
EXPENDITURES

This category includes certain fiscal transactions and expenditures, the costs of which are not ultimately borne by or chargeable to the University spending or distributing department or fund as a cost of administration of programs and purposes. Types of expenditures include, but are not limited to, interest expense, tuition refunds and fee refunds.

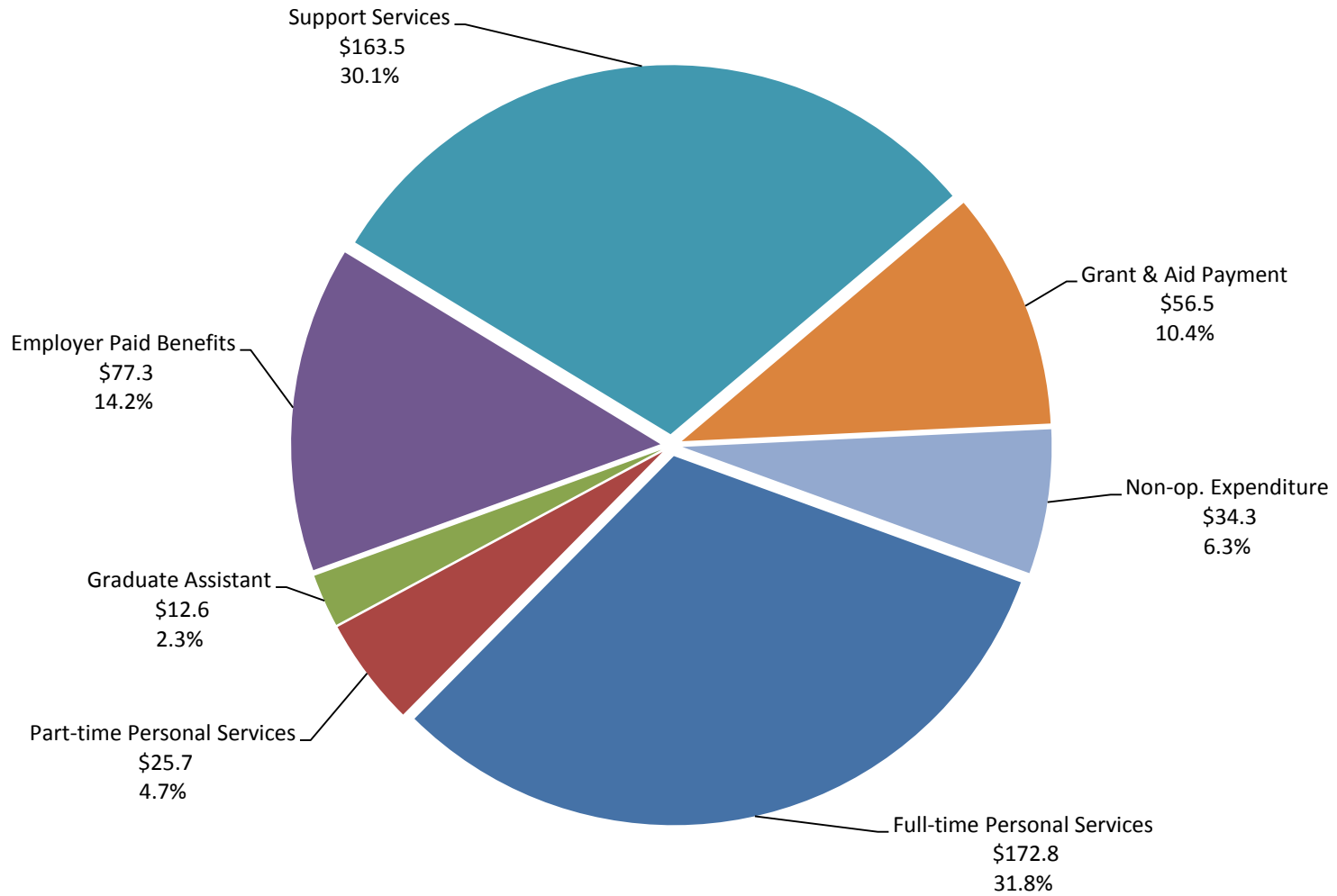
UNIVERSITY OF WYOMING -- Summary FY 2013 BUDGET, SECTION I AND II COMBINED REVENUE SOURCES (\$s in Millions)



Total Section I and II Revenue Sources: \$544,676,252

Note: differences in revenue and expenses planned to support future capital projects.

UNIVERSITY OF WYOMING -- Summary FY 2013 BUDGET, SECTION I AND II COMBINED EXPENDITURE DISTRIBUTION (\$s in Millions)



Total Section I and II Expenditure Distribution: \$542,783,576

Note: differences in revenue and expenses planned to support future capital projects.

Operating Budget Detail

Section I – Department 067

Division 6700 --- State Aid

Unit 6701 --- Base Funding

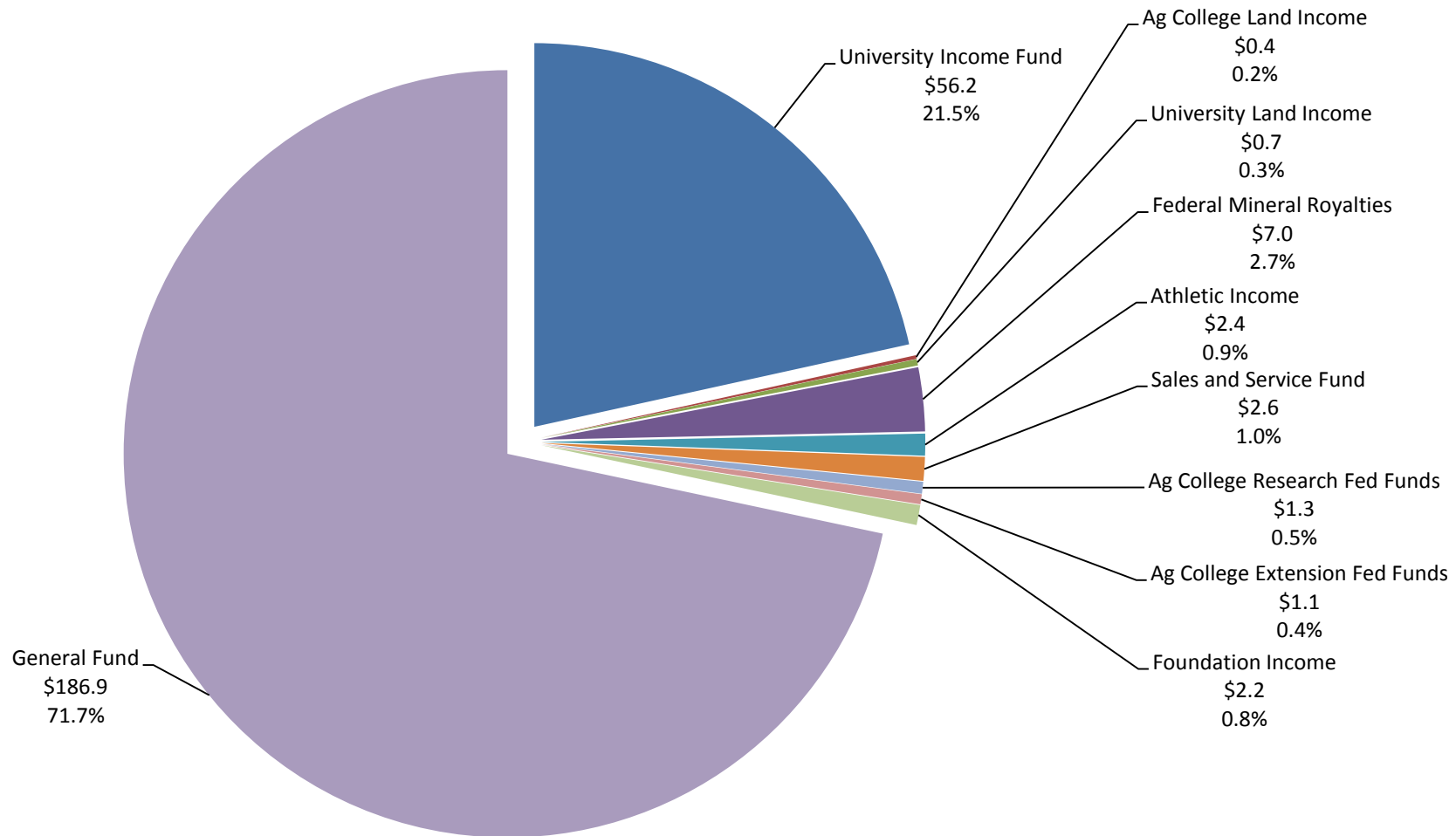
Unit 6708 Brucellosis Testing Research

For the Fiscal Year July 1, 2012 to June 30, 2013



UNIVERSITY OF WYOMING

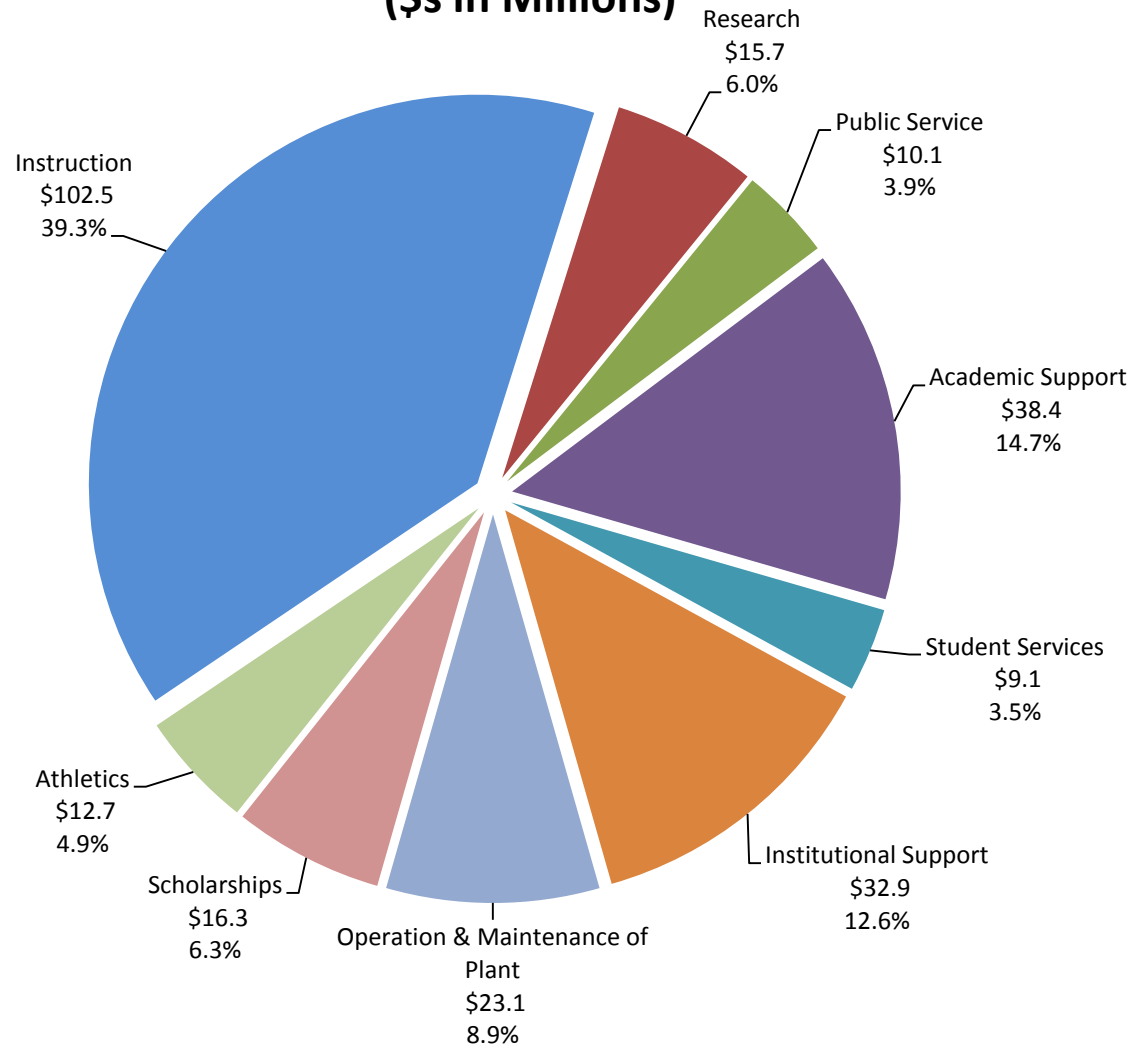
UNIVERSITY OF WYOMING -- *Department 067 FY 2013 BUDGET, SECTION I FUNDING BY SOURCE ((\$s in Millions)



Total Section I Department 067 Funding: \$260,818,497

*** 067 -- University of Wyoming
(Not including SER or NCAR)**

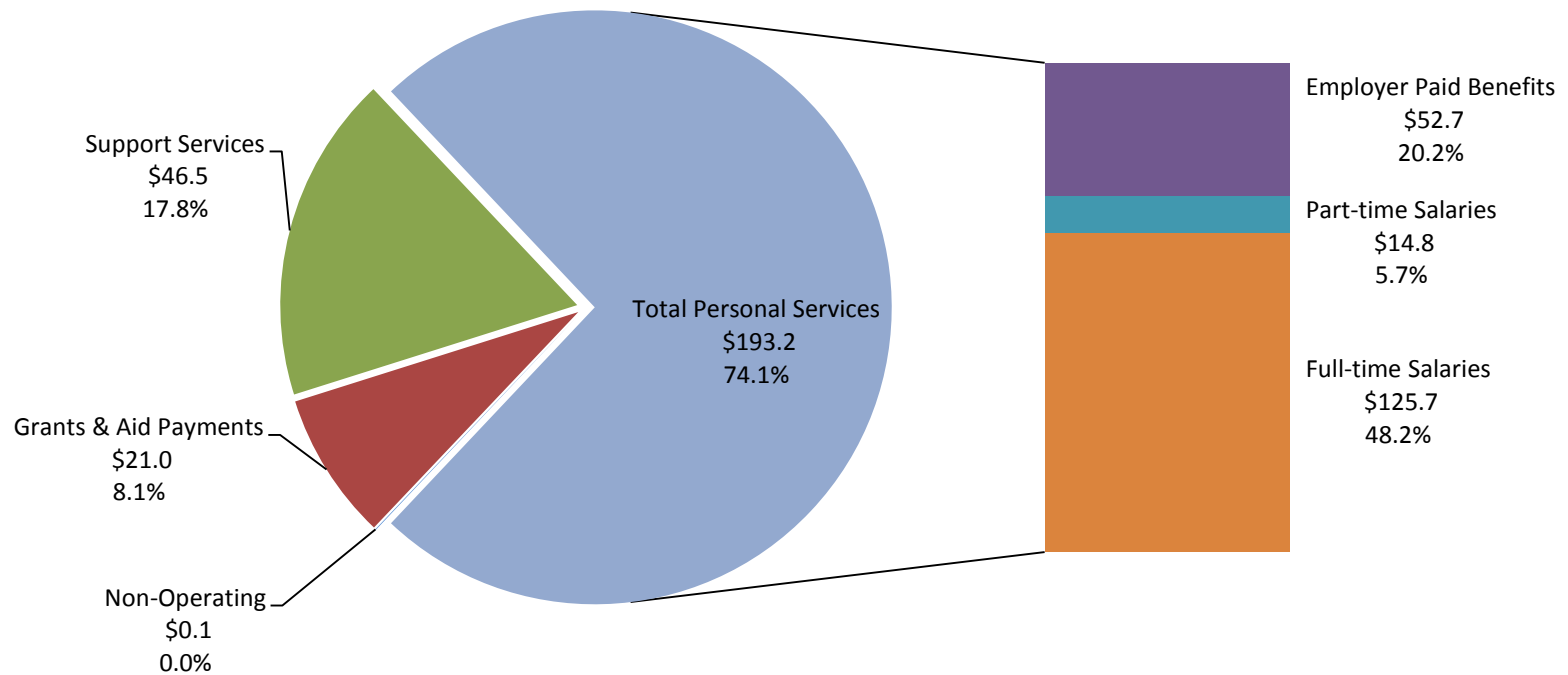
UNIVERSITY OF WYOMING -- *Department 067 FY 2013 BUDGET, SECTION I FUNDING BY CATEGORY (\$s in Millions)



Total Section I Department 067 Funding: \$260,818,497

*** 067 -- University of Wyoming
(Not including SER or NCAR)**

UNIVERSITY OF WYOMING -- *Department 067 FY 2013 BUDGET, SECTION I OBJECT OF EXPENDITURE DISTRIBUTION (\$s in Millions)



Total Section I Department 067 Funding: \$260,818,497

*** 067 -- University of Wyoming**
(Not including SER or NCAR)

**UNIVERSITY OF WYOMING
FY 2013 SECTION I OPERATING BUDGET
AGENCY 067 BY FUNDING SOURCE**

	GENERAL FUND	INCOME FUNDS		SALES AND SERVICES FUND	FEDERAL MINERAL ROYALTIES	FEDERAL FUNDS FOR AGRICULTURE COLLEGE		LAND INCOME FUNDS		FOUNDATION INCOME FUND	TOTAL
		UNIVERSITY	ATHLETICS			RESEARCH	EXTENSION	AG COLLEGE	UNIVERSITY		
INSTRUCTION	89,762,756	10,415,599		1,130,126				460,000	682,000		102,450,481
RESEARCH	11,386,828	2,766,548		152,449		1,350,000					15,655,825
PUBLIC SERVICE	8,465,814	436,760		103,089			1,107,809				10,113,472
ACADEMIC SUPPORT	28,293,680	9,875,804		268,392							38,437,876
STUDENT SERVICES	8,022,713	887,707		144,479							9,054,899
INSTITUTIONAL SUPPORT	19,539,983	10,449,181		656,070						2,225,910	32,871,144
OPERATION & MAINTENANCE OF PLANT	12,195,147	3,950,984			7,011,361						23,157,492
SCHOLARSHIPS & FELLOWSHIPS	2,138,496	14,194,946									16,333,442
ATHLETICS	7,075,871	3,172,750	2,379,045	116,200							12,743,866
TOTAL	186,881,288	56,150,279	2,379,045	2,570,805	7,011,361	1,350,000	1,107,809	460,000	682,000	2,225,910	260,818,497

UNIVERSITY OF WYOMING
FY 2013 SECTION I OPERATING BUDGET
AGENCY 067 BY CATEGORY AND BY OBJECT OF EXPENDITURE

	FULL-TIME PERSONAL SERVICES 1000	OVER- TIME 1100	PART-TIME PERSONAL SERVICES 1200	GRADUATE ASSISTANTS 1400	EMPLOYER PAID BENEFITS 1900	TOTAL PERSONAL SERVICES 1000-1900	SUPPORT SERVICES 2000	GRANT & AID PAYMENTS 6000	NON-OP EXPEND 8000	TOTAL
INSTRUCTION	64,051,793		2,553,734	5,302,933	24,661,558	96,570,018	5,880,463			102,450,481
RESEARCH	9,229,211		820,102	31,500	4,485,199	14,566,012	1,037,613	52,200		15,655,825
PUBLIC SERVICE	6,277,613		426,743		3,076,990	9,781,346	332,126			10,113,472
ACADEMIC SUPPORT	11,996,450		978,138	730,000	4,951,409	18,655,997	19,781,879			38,437,876
STUDENT SERVICES	4,744,359		329,846	94,599	2,278,535	7,447,339	1,607,560			9,054,899
INSTITUTIONAL SUPPORT	16,203,732	49,322	1,771,920		6,775,571	24,800,545	7,955,628		114,971	32,871,144
OPERATION & MAINTENANCE OF PLANT	8,166,729	25,000	825,492		4,432,688	13,449,909	9,707,583			23,157,492
SCHOLARSHIPS & FELLOWSHIPS								16,333,442		16,333,442
ATHLETICS	5,070,572	6,000	853,724		1,989,338	7,919,634	151,138	4,673,094		12,743,866
TOTAL	125,740,459	80,322	8,559,699	6,159,032	52,651,288	193,190,800	46,453,990	21,058,736	114,971	260,818,497

BUDGET DETAILS FOR FY2013 SECTION I ACCOUNTS - BY FUNCTION

FUND	ORG	ACCOUNT NAME	ADMIN FTE	FACULTY FTE	ACAD PRO FTE	STAFF FTE	ADMIN PRO FTE	CON-TRACT FTE	FULL-TIME PERSONAL SERVICES 1000	OVER-TIME 1100	PART-TIME PERSONAL SERVICES 1200	GRAD ASSIST 1400	EMPLOYER PAID BENEFITS 1900	TOTAL PERSONAL SERVICES 1000-1900	SUPPORT SERVICES 2000	GRANT & AID PAYMENT 6000	NON-OP EXPEND 8000	TOTAL
INSTRUCTION																		
1100	12069	Employer Paid Benefits	0.000	0.000	0.000	0.000	0.000	0.000	-	-	-	-	24,430,046	24,430,046	-	-	-	24,430,046
1100	12072	Accrued Limited Service	0.000	0.000	0.000	0.000	0.000	0.000	-	-	-	-	38,058	38,058	-	-	-	38,058
ACADEMIC AFFAIRS																		
1100	12160	Univ Honors Program	1.000	0.000	0.000	1.000	0.000	0.000	142,236	-	53,887	85,115	-	281,238	31,576	-	-	312,814
1100	12243	Summer Session Academic Affair	0.000	0.000	0.000	0.000	0.000	0.000	-	-	217,325	-	-	217,325	-	-	-	217,325
1100	12254	ROTC-Air Force	0.000	0.000	0.000	1.000	0.000	0.000	30,168	-	-	-	-	30,168	11,347	-	-	41,515
1100	12255	ROTC-Army	0.000	0.000	0.000	1.000	0.000	0.000	36,660	-	113	-	-	36,773	12,984	-	-	49,757
1100	12257	GA Training	0.000	0.000	0.000	0.000	0.000	0.000	-	-	8,080	-	-	8,080	40,905	-	-	48,985
1100	12271	Summer Scholars Inst	0.000	0.000	0.000	1.000	0.000	0.000	35,292	-	65,020	-	-	100,312	90,995	-	-	191,307
1100	18726	African-Amer Visiting Faculty	0.000	1.000	0.000	0.000	0.000	0.000	53,508	-	22,496	-	-	76,004	3,552	-	-	79,556
1100	18795	Ecology	0.000	0.000	0.000	0.000	0.000	0.000	-	-	-	-	-	-	15,500	-	-	15,500
1100	18796	Molecular&Cellular Life Scienc	0.000	0.000	0.000	0.000	0.000	0.000	-	-	-	-	-	-	16,940	-	-	16,940
1100	18797	Neuroscience	0.000	0.000	0.000	0.000	0.000	0.000	-	-	-	-	-	-	15,500	-	-	15,500
1100	18798	Reproductive Biology	0.000	0.000	0.000	0.000	0.000	0.000	-	-	-	-	-	-	15,500	-	-	15,500
TOTAL ACADEMIC AFFAIRS			1.000	1.000	0.000	4.000	0.000	0.000	297,864	-	366,921	85,115	-	749,900	254,799	-	-	1,004,699
COLLEGE OF AGRICULTURE																		
1100	12076	Sum Sess-Ag-EPB	0.000	0.000	0.000	0.000	0.000	0.000	-	-	-	-	5,513	5,513	-	-	-	5,513
1100	15206	Instr-Admin-Supp	0.000	0.000	0.000	0.000	0.000	0.000	-	-	1,500	-	-	1,500	43,500	-	-	45,000
1100	15209	Instruction-Microbiology-Coop	0.000	0.000	0.000	0.000	0.000	0.000	-	-	-	-	-	-	15,000	-	-	15,000
1100	15210	Instr-Ac Prog-Supp	0.000	0.000	0.000	0.000	0.000	0.000	-	-	-	-	-	-	49,150	-	-	49,150
1100	15211	Instr-Ac Prog-Summ School	0.000	0.000	0.000	0.000	0.000	0.000	-	-	24,987	-	-	24,987	-	-	-	24,987
1100	15230	Instr-Ag Econ-PR	0.333	4.168	0.334	0.584	0.000	0.000	420,017	-	18,000	-	-	438,017	-	-	-	438,017
1100	15239	Instr-Ag Econ-Supp	0.000	0.000	0.104	0.000	0.000	0.000	6,720	-	-	-	-	6,720	36,588	-	-	43,308
1100	15240	Instr-An Sci-PR	0.250	5.433	0.780	3.404	0.000	0.000	616,656	-	18,000	-	-	634,656	-	-	-	634,656
1100	15249	Instr-An Sci-Supp	0.000	0.000	0.207	0.128	0.000	0.000	15,207	-	540	-	-	15,747	42,705	-	-	58,452
1100	15250	Instr-FCS-PR	0.334	5.917	3.084	1.251	0.000	0.000	659,378	-	18,000	-	-	677,378	-	-	-	677,378
1100	15259	Instr-FCS-Supp	0.000	0.000	1.833	1.000	0.000	0.000	88,458	-	-	-	-	88,458	-	-	-	88,458
1100	15260	Instr-Mol Bio-PR	0.500	6.085	1.000	2.751	0.000	0.000	667,071	-	35,000	-	-	702,071	-	-	-	702,071
1100	15269	Instr-Mol Bio-Supp	0.000	0.000	0.500	0.000	0.000	0.000	21,186	-	-	-	-	21,186	49,126	-	-	70,312
1100	15270	Instr-PS-PR	0.667	1.665	1.019	0.335	0.000	0.000	246,651	-	27,500	-	-	274,151	-	-	-	274,151
1100	15279	Instr-PS-Supp	0.000	0.000	0.000	0.000	0.000	0.000	-	-	-	-	-	-	26,910	-	-	26,910
1100	15280	Instr-REWM-PR	0.334	8.001	0.000	1.085	0.000	0.000	729,556	-	25,356	-	-	754,912	-	-	-	754,912
1100	15289	Instr-REWM-Supp	0.000	0.000	0.000	0.000	0.000	0.000	-	-	1,600	-	-	1,600	98,505	-	-	100,105
1100	15290	Instr-Vet Sci-PR	0.000	3.916	0.000	0.329	0.000	0.000	395,916	-	18,000	-	-	413,916	-	-	-	413,916
1100	15299	Instr-Vet Sci-Supp	0.000	0.000	0.000	0.000	0.000	0.000	-	-	-	-	-	-	39,876	-	-	39,876
1100	15300	Instr-Admin-PR	1.334	0.000	0.083	3.750	0.000	0.000	389,321	-	84,381	-	-	473,702	-	-	-	473,702
1100	20388	Hydrology	0.000	0.000	0.000	0.000	0.000	0.000	-	-	-	-	-	-	15,500	-	-	15,500
TOTAL COLLEGE OF AGRICULTURE			3.752	35.185	8.944	14.617	0.000	0.000	4,256,137	-	272,864	-	5,513	4,534,514	416,860	-	-	4,951,374

BUDGET DETAILS FOR FY2013 SECTION I ACCOUNTS - BY FUNCTION

FUND	ORG	ACCOUNT NAME	ADMIN FTE	FACULTY FTE	ACAD PRO FTE	STAFF FTE	ADMIN PRO FTE	CON-TRACT FTE	FULL-TIME	OVER-	PART-TIME	GRAD ASSIST 1400	EMPLOYER	TOTAL	SUPPORT SERVICES 2000	GRANT & AID PAYMENT 6000	NON-OP EXPEND 8000	TOTAL
									PERSONAL SERVICES 1000	TIME 1100	PERSONAL SERVICES 1200		PAID BENEFITS 1900	PERSONAL SERVICES 1000-1900				
COLLEGE OF ARTS & SCIENCES																		
1100	12077	Sum Sess-A&S-EPB	0.000	0.000	0.000	0.000	0.000	0.000	-	-	-	-	103,754	103,754	-	-	-	103,754
1100	12115	Instruction - A & S	0.000	0.000	1.000	1.481	0.000	0.000	96,522	-	57,324	-	-	153,846	50,000	-	-	203,846
1100	12118	A & S Summer School	0.000	0.000	0.000	0.000	0.000	0.000	-	-	470,246	-	-	470,246	-	-	-	470,246
1100	12120	Anthropology	1.000	12.000	1.000	1.000	0.000	0.000	970,116	-	-	-	-	970,116	61,918	-	-	1,032,034
1100	12121	American Studies	0.500	4.000	0.000	1.000	0.000	0.000	372,966	-	18,000	-	-	390,966	9,500	-	-	400,466
1100	12122	Art	1.000	9.000	2.000	2.000	0.000	0.000	806,496	-	27,660	-	-	834,156	51,194	-	-	885,350
1100	12123	Botany	1.000	9.244	2.250	4.000	0.000	0.000	1,280,112	-	-	-	-	1,280,112	68,587	-	-	1,348,699
1100	12125	Chemistry	1.000	12.000	4.000	4.000	0.000	0.000	1,471,380	-	-	-	-	1,471,380	183,486	-	-	1,654,866
1100	12129	Comm/Mass Media	1.000	7.000	5.000	1.000	0.000	0.000	883,788	-	18,036	-	-	901,824	102,007	-	-	1,003,831
1100	12130	English	4.000	20.000	13.000	4.000	0.000	0.000	2,339,512	-	62,505	-	-	2,402,017	85,182	-	-	2,487,199
1100	12131	Religious Studies	1.000	4.000	1.000	0.000	0.000	0.000	444,000	-	37,814	-	-	481,814	23,750	-	-	505,564
1100	12133	Geography	2.000	5.000	1.000	1.000	0.000	0.000	672,570	-	-	-	-	672,570	41,327	-	-	713,897
1100	12134	Geology/Geophysics	1.000	16.000	4.444	8.500	0.000	0.000	1,944,008	-	40,281	-	-	1,984,289	100,082	-	-	2,084,371
1100	12136	History	1.038	8.000	1.000	1.000	0.000	0.000	687,986	-	-	-	-	687,986	35,178	-	-	723,164
1100	12137	Mathematics	2.000	18.000	5.500	3.000	0.000	0.000	2,046,066	-	5,418	-	-	2,051,484	78,138	-	-	2,129,622
1100	12138	Mod & Class Lang	1.000	9.000	7.000	1.000	0.000	0.000	910,440	-	-	-	-	910,440	60,681	-	-	971,121
1100	12139	Music	0.000	18.000	2.000	2.000	0.000	0.000	1,305,696	-	4,344	-	-	1,310,040	96,899	-	-	1,406,939
1100	12142	Philosophy	1.000	5.000	0.000	0.000	0.000	0.000	457,068	-	-	-	-	457,068	23,699	-	-	480,767
1100	12144	Physics & Astronomy	1.000	10.000	3.000	2.000	0.000	0.000	1,154,884	-	-	-	-	1,154,884	164,251	-	-	1,319,135
1100	12148	Political Science	1.000	8.000	0.000	2.000	0.000	0.000	748,752	-	-	-	-	748,752	41,027	-	-	789,779
1100	12149	Int'l Studies	1.000	2.000	1.000	2.000	0.000	0.000	342,240	-	-	-	-	342,240	24,487	-	-	366,727
1100	12151	Psychology	1.000	11.751	2.000	3.000	0.000	0.000	1,184,508	-	-	-	-	1,184,508	78,800	-	-	1,263,308
1100	12153	Sociology	2.000	6.000	0.000	1.000	0.000	0.000	768,662	-	-	-	-	768,662	34,483	-	-	803,145
1100	12154	Statistics	1.000	5.000	0.000	1.000	0.000	0.000	509,258	-	-	-	-	509,258	27,747	-	-	537,005
1100	12155	Theatre Dance	1.000	12.000	3.000	3.000	0.000	0.000	1,182,704	-	-	-	-	1,182,704	86,922	-	-	1,269,626
1100	12156	Zoology & Physiology	2.499	17.784	2.898	6.500	0.000	0.000	2,214,465	-	-	-	-	2,214,465	130,679	-	-	2,345,144
1100	12159	Natural Science Prog	1.000	0.000	0.000	0.000	0.000	0.000	65,868	-	-	-	-	65,868	-	-	-	65,868
1100	12180	Criminal Justice	1.000	6.000	2.000	1.000	0.000	0.000	708,132	-	-	-	-	708,132	36,642	-	-	744,774
1100	12181	Women's Studies	1.000	3.000	0.000	1.000	0.000	0.000	347,544	-	-	-	-	347,544	23,750	-	-	371,294
1100	16358	Chicano Studies	1.000	0.000	0.000	0.000	0.000	0.000	89,832	-	-	-	-	89,832	19,000	-	-	108,832
1100	18028	Engl Master of Fine Arts Progr	0.000	0.000	0.000	0.000	0.000	0.000	-	-	-	-	-	-	10,830	-	-	10,830
1100	18041	Biology Program	0.000	0.000	2.250	2.000	0.000	0.000	206,910	-	-	-	-	206,910	60,827	-	-	267,737
TOTAL COLLEGE OF ARTS & SCIENCES			33.037	237.779	66.342	59.481	0.000	0.000	26,212,485	-	741,628	-	103,754	27,057,867	1,811,073	-	-	28,868,940

BUDGET DETAILS FOR FY2013 SECTION I ACCOUNTS - BY FUNCTION

FUND	ORG	ACCOUNT NAME	ADMIN FTE	FACULTY FTE	ACAD PRO FTE	STAFF FTE	ADMIN PRO FTE	CON-TRACT FTE	FULL-TIME PERSONAL SERVICES 1000	OVER-TIME 1100	PART-TIME PERSONAL SERVICES 1200	GRAD ASSIST 1400	EMPLOYER PAID BENEFITS 1900	TOTAL PERSONAL SERVICES 1000-1900	SUPPORT SERVICES 2000	GRANT & AID PAYMENT 6000	NON-OP EXPEND 8000	TOTAL
COLLEGE OF BUSINESS																		
1100	12078	Sum Sess-Business-EPB	0.000	0.000	0.000	0.000	0.000	0.000	-	-	-	-	12,623	12,623	-	-	-	12,623
1100	12183	Instruction-Business	0.000	0.000	0.000	0.000	0.000	0.000	-	-	60,000	-	-	60,000	584,923	-	-	644,923
1100	12185	Business Summer Sch	0.000	0.000	0.000	0.000	0.000	0.000	-	-	57,377	-	-	57,377	-	-	-	57,377
1100	12186	Graduate Bus Programs-COB	0.000	0.000	0.000	1.000	0.000	0.000	35,004	-	-	-	-	35,004	-	-	-	35,004
1100	12187	Accounting-COB	1.000	6.000	3.776	2.000	0.000	0.000	1,117,548	-	29,472	-	-	1,147,020	-	-	-	1,147,020
1100	12189	Mgmt & Mktg - COB	0.000	16.881	1.000	2.000	0.000	0.000	1,990,680	-	3,500	-	-	1,994,180	-	-	-	1,994,180
1100	12190	Econ & Finance - COB	2.324	15.826	0.000	2.000	0.000	0.000	2,068,092	-	29,116	-	-	2,097,208	-	-	-	2,097,208
1100	18708	Sustainable Business	0.000	3.119	0.000	0.500	0.000	0.000	453,001	-	-	-	-	453,001	-	-	-	453,001
1100	20063	MBA Tuition Differential	0.500	0.000	0.000	0.000	0.000	0.000	62,502	-	-	-	-	62,502	77,933	-	-	140,435
TOTAL COLLEGE OF BUSINESS			3.824	41.826	4.776	7.500	0.000	0.000	5,726,827	-	179,465	-	12,623	5,918,915	662,856	-	-	6,581,771
COLLEGE OF EDUCATION																		
1100	12079	Sum Sess-Education-EPB	0.000	0.000	0.000	0.000	0.000	0.000	-	-	-	-	25,757	25,757	-	-	-	25,757
1100	12191	Inst-Education	0.000	0.000	3.000	0.000	0.000	0.000	71,383	-	21,978	-	-	93,361	128,492	-	-	221,853
1100	12193	Education Summer Sch	0.000	0.000	0.000	0.000	0.000	0.000	-	-	116,743	-	-	116,743	-	-	-	116,743
1100	12194	Ed/Partnership	1.000	0.000	0.000	0.000	0.000	0.000	99,804	-	-	-	-	99,804	2,700	-	-	102,504
1100	12195	ED/SMTC	0.000	0.000	0.000	1.000	0.000	0.000	30,168	-	-	-	-	30,168	15,000	-	-	45,168
1100	12196	Undergrad Studies	1.000	0.000	0.000	5.000	0.000	0.000	318,600	-	-	-	-	318,600	25,000	-	-	343,600
1100	12198	ED/Educational Studies	1.000	6.000	1.000	2.000	0.000	0.000	589,841	-	-	-	-	589,841	32,400	-	-	622,241
1100	12202	Grad Studies&Research	0.000	0.000	0.000	0.000	0.000	0.000	-	-	-	-	-	-	16,000	-	-	16,000
1100	12204	Education Crse Fees	0.000	0.000	0.000	0.000	0.000	0.000	-	-	12,000	-	-	12,000	57,365	-	-	69,365
1100	16435	ED/Elem & Early Childhood Educ	1.000	16.000	4.000	1.000	0.000	0.000	1,378,572	-	-	-	-	1,378,572	82,800	-	-	1,461,372
1100	16436	ED/Secondary Education	2.000	6.000	1.000	1.000	0.000	0.000	650,076	-	-	-	-	650,076	36,000	-	-	686,076
1100	16462	ED/Special Education	0.000	1.000	0.000	0.000	0.000	0.000	63,408	-	-	-	-	63,408	-	-	-	63,408
1100	17724	ED/PR and College Climate	0.000	0.000	0.000	0.000	0.000	0.000	-	-	-	-	-	-	18,182	-	-	18,182
1100	19828	ED/Professional Studies	1.000	18.000	2.000	2.000	0.000	0.000	1,530,264	-	-	-	-	1,530,264	72,000	-	-	1,602,264
TOTAL COLLEGE OF EDUCATION			7.000	47.000	11.000	12.000	0.000	0.000	4,732,116	-	150,721	-	25,757	4,908,594	485,939	-	-	5,394,533
COLLEGE OF ENGINEERING																		
1100	12080	Sum Sess-Engineering-EPB	0.000	0.000	0.000	0.000	0.000	0.000	-	-	-	-	12,291	12,291	-	-	-	12,291
1100	12127	Computer Science	0.000	9.000	3.000	1.000	0.000	0.000	1,122,300	-	100	-	-	1,122,400	47,658	-	-	1,170,058
1100	12207	Instruction-Engineer	0.000	0.000	2.030	8.665	0.000	0.000	567,083	-	162,961	4,350	-	734,394	62,052	-	-	796,446
1100	12209	Engineering Sum Sch	0.000	0.000	0.000	0.000	0.000	0.000	-	-	22,709	5,000	-	27,709	-	-	-	27,709
1100	12211	Atmospheric Science	1.000	6.724	1.676	4.089	0.700	0.000	1,245,705	-	-	-	-	1,245,705	25,883	-	-	1,271,588
1100	12212	Civil/Arch Engineering	3.000	13.401	3.000	2.873	0.000	0.000	1,747,859	-	100	-	-	1,747,959	97,811	-	-	1,845,770
1100	12214	Chemical Engineering	1.000	14.000	0.000	2.475	0.000	0.000	1,494,792	-	100	-	-	1,494,892	72,553	-	-	1,567,445
1100	12218	Electr/Computer Engr	3.000	11.000	2.000	4.000	0.000	0.000	1,817,256	-	100	-	-	1,817,356	59,855	-	-	1,877,211
1100	12220	Engineering Science	0.000	0.000	0.000	0.000	0.000	0.000	-	-	28,228	-	-	28,228	7,270	-	-	35,498
1100	12221	Mechanical Engr	1.000	12.000	2.000	2.500	0.000	0.000	1,493,538	-	100	-	-	1,493,638	76,027	-	-	1,569,665
TOTAL COLLEGE OF ENGINEERING			9.000	66.125	13.706	25.602	0.700	0.000	9,488,533	-	214,398	9,350	12,291	9,724,572	449,109	-	-	10,173,681

BUDGET DETAILS FOR FY2013 SECTION I ACCOUNTS - BY FUNCTION

FUND	ORG	ACCOUNT NAME	ADMIN FTE	FACULTY FTE	ACAD PRO FTE	STAFF FTE	ADMIN PRO FTE	CON-TRACT FTE	FULL-TIME PERSONAL SERVICES 1000	OVER-TIME 1100	PART-TIME PERSONAL SERVICES 1200	GRAD ASSIST 1400	EMPLOYER PAID BENEFITS 1900	TOTAL PERSONAL SERVICES 1000-1900	SUPPORT SERVICES 2000	GRANT & AID PAYMENT 6000	NON-OP EXPEND 8000	TOTAL
COLLEGE OF HEALTH SCIENCES																		
1100	12081	Sum Sess-Health Sciences-EPB	0.000	0.000	0.000	0.000	0.000	0.000	-	-	-	-	28,016	28,016	-	-	-	28,016
1100	12223	Inst-Health Science	0.000	0.000	0.000	0.000	0.000	0.000	-	-	-	-	-	-	182,964	-	-	182,964
1100	12225	Health Sci Sum Sch	0.000	0.000	0.000	0.000	0.000	0.000	-	-	106,984	20,000	-	126,984	-	-	-	126,984
1100	12226	Nursing	3.000	6.000	13.307	4.500	0.000	0.000	1,759,854	-	18,097	-	-	1,777,951	90,462	-	-	1,868,413
1100	12231	Social Work	1.000	4.000	5.500	2.000	0.000	0.000	700,158	-	40,275	81,000	-	821,433	110,324	-	-	931,757
1100	12233	Communication Disorders	2.000	6.000	5.522	2.000	0.000	0.000	1,037,408	-	5,310	-	-	1,042,718	39,956	-	-	1,082,674
1100	12234	Pharmacy	3.000	17.900	3.000	4.000	0.000	0.000	2,213,972	-	10,858	-	-	2,224,830	176,583	-	-	2,401,413
1100	12236	Kinesiology and Health	2.000	10.000	2.000	2.000	0.000	0.000	1,023,456	-	60,337	-	-	1,083,793	72,999	-	-	1,156,792
1100	17804	Pharmacy Tuition Differential	0.000	7.000	1.000	2.000	0.000	0.000	783,492	-	33,882	-	-	817,374	289,818	-	-	1,107,192
1100	18306	Division of Disability Studies	0.926	1.000	0.000	0.000	0.000	0.000	163,364	-	-	-	-	163,364	-	-	-	163,364
TOTAL COLLEGE OF HEALTH SCIENCES			11.926	51.900	30.329	16.500	0.000	0.000	7,681,704	-	275,743	101,000	28,016	8,086,463	963,106	-	-	9,049,569
COLLEGE OF LAW																		
1100	12238	Instruction - Law	2.000	16.592	0.000	6.000	2.000	0.000	2,584,791	-	92,070	-	-	2,676,861	158,951	-	-	2,835,812
1100	20064	Law Tuition Differential	1.000	4.000	1.000	3.000	0.000	0.000	679,164	-	41,376	-	-	720,540	515,904	-	-	1,236,444
TOTAL COLLEGE OF LAW			3.000	20.592	1.000	9.000	2.000	0.000	3,263,955	-	133,446	-	-	3,397,401	674,855	-	-	4,072,256
OUTREACH SCHOOL																		
1100	12083	Sum Sess-Outreach School EPB	0.000	0.000	0.000	0.000	0.000	0.000	-	-	-	-	5,500	5,500	-	-	-	5,500
1100	12240	Outreach School Dean	1.389	0.000	0.000	2.300	0.000	0.000	329,181	-	-	-	-	329,181	64,335	-	-	393,516
1100	12244	OTS - UWTV	1.000	0.000	0.000	0.000	0.000	0.000	82,008	-	-	-	-	82,008	-	-	-	82,008
1100	12245	Outreach Credit Prog Personnel	1.000	0.000	3.000	12.333	0.000	0.000	791,402	-	86,222	-	-	877,624	-	-	-	877,624
1100	12248	UW/CC Center	1.000	3.000	0.250	6.500	0.000	0.000	569,781	-	-	-	-	569,781	-	-	-	569,781
1100	12260	Correspondence Study	0.000	0.000	0.000	0.000	0.000	0.000	-	-	103,798	-	-	103,798	-	-	-	103,798
1100	12261	Regional Centers	0.000	0.000	0.000	10.000	0.000	0.000	445,194	-	27,852	-	-	473,046	-	-	-	473,046
1100	12263	Outreach Technology Services	0.000	0.000	0.000	3.000	0.000	0.000	149,604	-	-	-	-	149,604	-	-	-	149,604
1100	20062	Summer Session Outreach School	0.000	0.000	0.000	0.500	0.000	0.000	25,002	-	-	-	-	25,002	74,998	-	-	100,000
TOTAL OUTREACH SCHOOL			4.389	3.000	3.250	34.633	0.000	0.000	2,392,172	-	217,872	-	5,500	2,615,544	139,333	-	-	2,754,877
STUDENT AFFAIRS																		
1100	12272	Grad Assts-Reserve	0.000	0.000	0.000	0.000	0.000	0.000	-	-	350	1,231,568	-	1,231,918	22,533	-	-	1,254,451
1100	17159	Grad School Allocations	0.000	0.000	0.000	0.000	0.000	0.000	-	-	326	3,875,900	-	3,876,226	-	-	-	3,876,226
TOTAL STUDENT AFFAIRS			0.000	0.000	0.000	0.000	0.000	0.000	-	-	676	5,107,468	-	5,108,144	22,533	-	-	5,130,677
TOTAL INSTRUCTION			76.928	504.407	139.347	183.333	2.700	0.000	64,051,793	-	2,553,734	5,302,933	24,661,558	96,570,018	5,880,463	-	-	102,450,481

BUDGET DETAILS FOR FY2013 SECTION I ACCOUNTS - BY FUNCTION

FUND	ORG	ACCOUNT NAME	ADMIN FTE	FACULTY FTE	ACAD PRO FTE	STAFF FTE	ADMIN PRO FTE	CON- TRACT FTE	FULL-TIME	PART-TIME	EMPLOYER PAID BENEFITS 1900	TOTAL	GRANT & AID PAYMENT 6000	NON-OP EXPEND 8000	TOTAL
									PERSONAL SERVICES 1000	OVER- TIME 1100		PERSONAL SERVICES 1200			
RESEARCH															
1100	12498	Employer Paid Benefits	0.000	0.000	0.000	0.000	0.000	0.000	-	-	4,485,199	4,485,199	-	-	4,485,199
1100	12502	Div Research Support	0.000	0.000	0.000	8.194	0.000	0.000	487,074	-	-	487,074	5,978	-	493,052
1100	12503	National Pk Res Ctr	0.112	0.000	0.000	0.000	0.000	0.000	13,430	-	42,048	55,478	26,880	-	82,358
1100	12504	Enhncd Oil Recv-Engr	0.000	0.000	0.000	0.000	0.000	0.000	-	-	-	31,500	-	-	31,500
1100	12508	Epscor II	0.000	0.000	0.000	1.000	0.000	0.000	45,000	-	1,232	46,232	-	-	46,232
1100	12509	Office of Research	0.000	0.000	0.000	0.000	0.000	0.000	-	-	-	-	-	-	-
1100	12510	Wold Chair	0.706	0.000	0.000	0.000	0.000	0.000	139,235	-	-	139,235	-	52,200	139,235
1100	15408	Brucellosis Testing & Research	0.000	0.000	0.000	0.000	0.000	0.000	-	-	42,000	42,000	58,000	-	100,000
1100	15418	Brucellosis Vaccine Research	0.000	0.000	0.000	0.000	0.000	0.000	-	-	-	-	100,000	-	100,000
1100	16218	Wy Natural Diversity Database	0.900	0.000	2.195	1.000	0.000	0.000	211,947	-	-	211,947	29	-	211,976
1100	16298	Haub School Envir & Nat Res	0.000	0.000	4.500	2.500	0.000	0.000	346,230	-	406	346,636	34,801	-	381,437
1100	16948	WyGisc	0.000	0.000	2.500	1.000	0.000	0.000	201,186	-	33,396	234,582	30,930	-	265,512
1100	18706	Wy Technology Business Center	1.000	0.000	0.000	1.000	0.000	0.000	159,588	-	-	159,588	67,417	-	227,005
RESEARCH & EXTENSION CENTERS															
1100	15410	St AES-R&E Admin-Supp	0.000	0.000	0.000	0.000	0.000	0.000	-	-	348	348	20,000	-	20,348
1100	15411	SAREC R&E-PR/Supp	0.388	0.000	0.000	7.500	0.000	0.000	346,495	-	11,421	357,916	123,750	-	481,666
1100	15412	Greenhouse-R&E Support	0.000	0.000	0.000	2.750	0.000	0.000	106,164	-	-	106,164	3,500	-	109,664
1100	15413	Powell R&E-PR/Supp	0.000	0.000	0.000	4.417	0.000	0.000	188,003	-	13,770	201,773	52,500	-	254,273
1100	15414	Sheridan R&E-PR/Supp	0.667	0.000	0.000	3.000	0.000	0.000	175,268	-	11,250	186,518	51,000	-	237,518
1100	15415	Laramie R&E-PR/Supp	1.000	0.000	0.000	0.666	0.000	0.000	91,516	-	-	91,516	3,000	-	94,516
1100	15416	Stock Farm	0.000	0.000	0.000	4.667	0.000	0.000	188,682	-	15,744	204,426	50,000	-	254,426
1100	15417	LREC Meat Lab	0.000	0.000	0.000	0.750	0.000	0.000	27,765	-	30,696	58,461	24,000	-	82,461
TOTAL RESEARCH & EXT CENTERS			2.055	0.000	0.000	23.750	0.000	0.000	1,123,893	-	83,229	1,207,122	327,750	-	1,534,872
AES ADMINISTRATION															
1100	12210	AES-Ag Engineering	0.000	0.000	0.000	0.463	0.000	0.000	29,732	-	-	29,732	-	-	29,732
1100	15400	St AES-Admin-Supp	0.000	0.000	0.000	0.000	0.000	0.000	-	-	780	780	25,000	-	25,780
4020	15401	Sect 1-MS 4 Admin-Supp	0.000	0.000	0.000	0.000	0.000	0.000	-	-	-	-	8,720	-	8,720
4021	15402	Sect 1-MS 1-3 Admin-Supp	0.000	0.000	0.000	0.000	0.000	0.000	-	-	-	-	20,736	-	20,736
4011	15403	Sect 1-HF 1-3 Admin-Supp	0.000	0.000	0.000	0.000	0.000	0.000	-	-	-	-	30,000	-	30,000
4010	15404	Sect 1-HF 4 Admin-Supp	0.000	0.000	0.000	0.000	0.000	0.000	-	-	-	-	35,000	-	35,000
4030	15405	Sect 1-RRF 4 Admin-Supp	0.000	0.000	0.000	0.000	0.000	0.000	-	-	-	-	25,000	-	25,000
4031	15406	Sect 1-RRF 1-3 Admin-Supp	0.000	0.000	0.000	0.000	0.000	0.000	-	-	-	-	35,000	-	35,000
1100	15409	AES-Ag Dean Support	0.000	0.000	0.000	0.000	0.000	0.000	-	-	-	-	45,000	-	45,000
1100	15500	St AES-Admin-PR	1.000	0.000	0.000	3.666	0.000	0.000	319,407	-	53,431	372,838	-	-	372,838
4020	15501	Sect 1-MS 4 Admin-PR	0.000	0.000	0.000	0.000	0.000	0.000	-	-	20,926	20,926	-	-	20,926
4021	15502	Sect 1-MS 1-3 Admin-PR	0.000	0.000	0.000	0.000	0.000	0.000	-	-	26,929	26,929	-	-	26,929
4011	15503	Sect 1-HF 1-3 Admin-PR	0.333	0.000	0.000	0.334	0.000	0.000	70,990	-	144,279	215,269	-	-	215,269
4010	15504	Sect 1-HF 4 Admin-PR	0.000	0.000	0.000	0.167	0.000	0.000	8,646	-	59,876	68,522	-	-	68,522
4030	15505	Sect 1-RRF 4 Admin-PR	0.000	0.000	0.000	0.000	0.000	0.000	-	-	62,726	62,726	-	-	62,726
4031	15506	Sect 1-RRF 1-3 Admin-PR	0.000	0.000	0.000	0.249	0.000	0.000	10,921	-	153,632	164,553	-	-	164,553
TOTAL AES ADMINISTRATION			1.333	0.000	0.000	4.879	0.000	0.000	439,696	-	522,579	962,275	224,456	-	1,186,731

BUDGET DETAILS FOR FY2013 SECTION I ACCOUNTS - BY FUNCTION

FUND	ORG	ACCOUNT NAME	ADMIN FTE	FACULTY FTE	ACAD PRO FTE	STAFF FTE	ADMIN PRO FTE	CON- TRACT FTE	FULL-TIME	PART-TIME	EMPLOYER PAID BENEFITS 1900	TOTAL	SUPPORT SERVICES 2000	GRANT	NON-OP	TOTAL	
									PERSONAL SERVICES 1000	OVER- TIME 1100		PERSONAL SERVICES 1200		GRAD ASSIST 1400	PERSONAL SERVICES 1000-1900		& AID PAYMENT 6000
1100	15430	St AES-Ag Econ-Supp	0.000	0.000	0.000	0.000	0.000	0.000	-	-	-	-	22,996	-	-	22,996	
1100	15530	St AES-Ag Econ-PR	0.167	3.916	0.557	0.583	0.000	0.000	409,715	-	-	-	-	-	-	409,715	
4011	15533	Sect 1-HF 1-3 Ag Econ-PR	0.000	0.750	0.000	0.083	0.000	0.000	59,504	-	8,000	-	-	-	-	67,504	
4010	15534	Sect 1-HF 4 Ag Econ-PR	0.167	0.250	0.000	0.000	0.000	0.000	39,170	-	-	-	-	-	-	39,170	
4030	15535	Sect 1-RRF 4 Ag Econ-PR	0.000	0.250	0.000	0.000	0.000	0.000	18,375	-	-	-	-	-	-	18,375	
4031	15536	Sect 1-RRF 1-3 Ag Econ-PR	0.000	0.167	0.224	0.083	0.000	0.000	37,589	-	-	-	-	-	-	37,589	
4021	15538	Sect 1-MS 1-3 Ag Econ-PR	0.000	0.083	0.000	0.000	0.000	0.000	6,125	-	-	-	-	-	-	6,125	
TOTAL AES AG & APPLIED ECONOMICS			0.334	5.416	0.781	0.749	0.000	0.000	570,478	-	8,000	-	-	22,996	-	-	601,474
1100	15440	St AES-An Sci-Supp	0.000	0.000	0.620	0.000	0.000	0.000	27,274	-	-	-	-	-	-	27,274	
1100	15540	St AES-An Sci-PR	0.250	6.518	4.000	2.917	0.000	0.000	820,084	-	-	-	-	-	-	820,084	
4011	15543	Sect 1-HF 1-3 An Sci-PR	0.000	0.750	0.000	0.417	0.000	0.000	77,607	-	8,000	-	-	-	-	85,607	
4031	15546	Sect 1-RRF 1-3 An Sci-PR	0.000	0.083	0.000	0.167	0.000	0.000	12,063	-	-	-	-	-	-	12,063	
TOTAL AES ANIMAL SCIENCE			0.250	7.351	4.620	3.501	0.000	0.000	937,028	-	8,000	-	-	2,234	-	-	947,262
1100	15450	St AES-FCS-Supp	0.000	0.000	0.667	0.000	0.000	0.000	16,872	-	-	-	-	796	-	17,668	
1100	15550	St AES-FCS-PR	0.333	4.333	0.000	0.833	0.000	0.000	379,829	-	-	-	-	-	-	379,829	
4011	15553	Sect 1-HF 1-3 FCS-PR	0.000	0.166	0.000	0.083	0.000	0.000	14,535	-	8,000	-	-	-	-	22,535	
4031	15556	Sect 1-RRF 1-3 FCS-PR	0.000	0.083	0.000	0.083	0.000	0.000	9,000	-	-	-	-	-	-	9,000	
TOTAL AES FAMILY & CONS SCIENCES			0.333	4.582	0.667	0.999	0.000	0.000	420,236	-	8,000	-	-	796	-	-	429,032
1100	15460	St AES-Mol Bio-Supp	0.000	0.000	0.500	0.000	0.000	0.000	21,186	-	-	-	-	-	-	21,186	
1100	15560	St AES-Mol Bio-PR	0.500	9.016	4.000	3.999	0.000	0.000	1,132,114	-	25,000	-	-	-	-	1,157,114	
4011	15563	Sect 1-HF 1-3 Mol Bio-PR	0.000	0.167	0.000	0.250	0.000	0.000	22,381	-	8,000	-	-	-	-	30,381	
4010	15564	Sect 1-HF 4 Mol Bio-PR	0.000	0.167	0.000	0.000	0.000	0.000	15,500	-	-	-	-	-	-	15,500	
TOTAL AES MOLECULAR BIOLOGY			0.500	9.350	4.500	4.249	0.000	0.000	1,191,181	-	33,000	-	-	16,838	-	-	1,241,019
1100	15470	St AES-PS-Supp	0.000	0.000	0.145	0.000	0.000	0.000	7,992	-	-	-	-	11,328	-	19,320	
1100	15570	St AES-PS-PR	1.437	2.250	2.066	2.500	0.000	0.000	492,497	-	4,839	-	-	-	-	497,336	
4011	15573	Sect 1-HF 1-3 PS-PR	0.000	0.501	0.000	0.166	0.000	0.000	41,620	-	8,000	-	-	-	-	49,620	
4031	15576	Sect 1-RRF 1-3 PS-PR	0.083	0.416	0.000	0.333	0.000	0.000	50,823	-	-	-	-	-	-	50,823	
4021	15578	Sect 1-MS 1-3 PS-PR	0.000	0.167	0.000	0.000	0.000	0.000	11,668	-	-	-	-	-	-	11,668	
TOTAL AES PLANT SCIENCES			1.520	3.334	2.211	2.999	0.000	0.000	604,600	-	12,839	-	-	11,328	-	-	628,767

BUDGET DETAILS FOR FY2013 SECTION I ACCOUNTS - BY FUNCTION

FUND	ORG	ACCOUNT NAME	ADMIN FTE	FACULTY FTE	ACAD PRO FTE	STAFF FTE	ADMIN PRO FTE	CON-TRACT FTE	FULL-TIME PERSONAL SERVICES 1000	OVER-TIME 1100	PART-TIME PERSONAL SERVICES 1200	GRAD ASSIST 1400	EMPLOYER PAID BENEFITS 1900	TOTAL PERSONAL SERVICES 1000-1900	SUPPORT SERVICES 2000	GRANT & AID PAYMENT 6000	NON-OP EXPEND 8000	TOTAL
1100	15480	St AES-REWM-Supp	0.000	0.000	0.000	0.000	0.000	0.000	-	-	-	-	-	-	39,992	-	-	39,992
1100	15580	St AES-REWM-PR	0.333	8.924	1.301	1.314	0.000	0.000	908,216	-	9,373	-	-	917,589	-	-	-	917,589
4011	15583	Sect 1-HF 1-3 REWM-PR	0.000	0.083	0.000	0.083	0.000	0.000	8,797	-	8,000	-	-	16,797	-	-	-	16,797
4010	15584	Sect 1-HF 4 REWM-PR	0.000	0.166	0.000	0.000	0.000	0.000	11,960	-	-	-	-	11,960	-	-	-	11,960
4030	15585	Sect 1-RRF 4 RR-PR	0.000	0.000	0.000	0.083	0.000	0.000	3,473	-	-	-	-	3,473	-	-	-	3,473
4031	15586	Sect 1-RRF 1-3 RR-PR	0.000	0.249	0.000	0.000	0.000	0.000	19,695	-	-	-	-	19,695	-	-	-	19,695
4021	15588	Sect 1-MS 1-3 REWM-PR	0.000	0.250	0.000	0.083	0.000	0.000	23,481	-	-	-	-	23,481	-	-	-	23,481
TOTAL AES RENEW RESOURCES			0.333	9.672	1.301	1.563	0.000	0.000	975,622	-	17,373	-	-	992,995	39,992	-	-	1,032,987
1100	15490	St AES-Vet Sci-Supp	0.000	0.000	0.000	0.000	0.000	0.000	-	-	-	-	-	-	30,672	-	-	30,672
1100	15491	St AES-Vet Lab-Supp	0.000	0.000	0.500	1.000	0.000	0.000	61,104	-	-	-	-	61,104	36,516	-	-	97,620
1100	15590	St AES-Vet Sci-PR	0.000	6.835	0.000	10.066	0.000	0.000	1,204,430	-	-	-	-	1,204,430	-	-	-	1,204,430
4011	15593	Sect 1-HF 1-3 Vet Sci-PR	0.000	0.416	0.000	0.496	0.000	0.000	69,125	-	8,000	-	-	77,125	-	-	-	77,125
4010	15594	Sect 1-HF 4 Vet Sci-PR	0.000	0.250	0.000	0.000	0.000	0.000	28,128	-	-	-	-	28,128	-	-	-	28,128
TOTAL AES VETERINARY SCIENCES			0.000	7.501	0.500	11.562	0.000	0.000	1,362,787	-	8,000	-	-	1,370,787	67,188	-	-	1,437,975
AG EXPERIMENT STATION																		
		AES State	4.020	41.792	14.356	27.341	0.000	0.000	5,830,452	-	93,423	-	-	5,923,875	231,372	-	-	6,155,247
		AES Hatch	0.500	3.666	0.000	2.079	0.000	0.000	467,963	-	260,155	-	-	728,118	65,000	-	-	793,118
		AES Regional Research	0.083	1.248	0.224	0.998	0.000	0.000	161,939	-	216,358	-	-	378,297	60,000	-	-	438,297
		AES McIntire Stennis	0.000	0.500	0.000	0.083	0.000	0.000	41,274	-	47,855	-	-	89,129	29,456	-	-	118,585
TOTAL AG EXPERIMENT STATION			4.603	47.206	14.580	30.501	0.000	0.000	6,501,628	-	617,791	-	-	7,119,419	385,828	-	-	7,505,247
TOTAL RESEARCH			9.376	47.206	23.775	68.945	0.000	0.000	9,229,211	-	820,102	31,500	4,485,199	14,566,012	1,037,613	52,200	-	15,655,825

BUDGET DETAILS FOR FY2013 SECTION I ACCOUNTS - BY FUNCTION

FUND	ORG	ACCOUNT NAME	ADMIN FTE	FACULTY FTE	ACAD PRO FTE	STAFF FTE	ADMIN PRO FTE	CON-TRACT FTE	FULL-TIME PERSONAL SERVICES 1000	OVER-TIME 1100	PART-TIME PERSONAL SERVICES 1200	GRAD ASSIST 1400	EMPLOYER PAID BENEFITS 1900	TOTAL PERSONAL SERVICES 1000-1900	SUPPORT SERVICES 2000	GRANT & AID PAYMENT 6000	NON-OP EXPEND 8000	TOTAL
PUBLIC SERVICE																		
1100	12274	Employer Paid Benefits	0.000	0.000	0.000	0.000	0.000	0.000	-	-	-	-	3,016,990	3,016,990	-	-	-	3,016,990
1100	12277	Cultural Outreach	0.000	0.000	0.000	1.000	0.000	0.000	55,536	-	-	-	-	55,536	38,038	-	-	93,574
1100	12281	Wyoming Public Media Sect I	0.000	0.000	0.000	8.500	1.000	0.000	520,914	-	-	-	-	520,914	9,000	-	-	529,914
COOPERATIVE EXTENSION SERVICE																		
1100	15700	St CES-Admin-Supp	0.000	0.000	0.000	0.000	0.000	0.000	-	-	3,060	-	-	3,060	28,000	-	-	31,060
1100	15701	St CES-Ag Dean-Supp	0.000	0.000	0.000	0.000	0.000	0.000	-	-	-	-	-	-	45,000	-	-	45,000
4041	15703	Sect 1-S/L 1-3 Admin-Supp	0.000	0.000	0.000	0.000	0.000	0.000	-	-	-	-	-	-	50,000	-	-	50,000
4040	15704	Sect 1-S/L 4 Admin-Supp	0.000	0.000	0.000	0.000	0.000	0.000	-	-	-	-	-	-	20,000	-	-	20,000
1100	15713	St CES-Penalty Mail Supp	0.000	0.000	0.000	0.000	0.000	0.000	-	-	-	-	-	-	12,750	-	-	12,750
1100	15714	St CES-4H-Supp	0.000	0.000	0.000	0.000	0.000	0.000	-	-	1,872	-	-	1,872	60,000	-	-	61,872
4041	15715	Sect 1-S/L 1-3 Admin Trav-Supp	0.000	0.000	0.000	0.000	0.000	0.000	-	-	-	-	-	-	30,000	-	-	30,000
1100	15730	St CES-Ag Econ-Supp	0.000	0.000	0.000	0.000	0.000	0.000	-	-	2,000	-	-	2,000	12,090	-	-	14,090
1100	15740	St CES-An Sci-Supp	0.000	0.000	0.000	0.000	0.000	0.000	-	-	-	-	-	-	6,665	-	-	6,665
1100	15750	St CES-FCS-Supp	0.000	0.000	0.333	0.000	0.000	0.000	8,436	-	-	-	-	8,436	-	-	-	8,436
1100	15770	St CES-PS-Supp	0.000	0.000	0.000	0.000	0.000	0.000	-	-	-	-	-	-	11,468	-	-	11,468
1100	15780	St CES-REWM-Supp	0.000	0.000	0.000	0.000	0.000	0.000	-	-	450	-	-	450	8,700	-	-	9,150
1100	15790	St CES-Vet Sci-Supp	0.000	0.000	0.000	0.000	0.000	0.000	-	-	-	-	-	-	415	-	-	415
1100	15800	St CES-Admin-PR	2.488	0.000	45.815	15.698	0.000	0.000	3,520,571	-	140,855	-	-	3,661,426	-	-	-	3,661,426
4041	15801	Sect 1-S/L 1-3 Fed Retirement	0.000	0.000	0.000	0.000	0.000	0.000	-	-	-	-	45,000	45,000	-	-	-	45,000
4040	15802	Sect 1-S/L 4 Fed Retirement	0.000	0.000	0.000	0.000	0.000	0.000	-	-	-	-	15,000	15,000	-	-	-	15,000
4041	15803	Sect 1-S/L 1-3 Admin-PR	0.000	0.000	2.337	0.250	0.000	0.000	167,425	-	120,988	-	-	288,413	-	-	-	288,413
4040	15804	Sect 1-S/L 4 Admin-PR	0.000	0.083	1.958	0.250	0.000	0.000	155,450	-	86,501	-	-	241,951	-	-	-	241,951
4041	15805	Sect 1-S/L 1-3 Uee Multist Act	0.000	0.000	0.499	0.000	0.000	0.000	30,913	-	-	-	-	30,913	-	-	-	30,913
4041	15807	Sect 1-S/L 1-3 UEE Int Act PR	0.000	0.000	0.166	0.000	0.000	0.000	8,912	-	-	-	-	8,912	-	-	-	8,912
4041	15813	Sect 1-S/L 1-3	0.166	2.833	1.084	0.083	0.000	0.000	347,016	-	-	-	-	347,016	-	-	-	347,016
4041	15823	Sect 1-S/L 1-3	0.000	0.083	0.408	0.000	0.000	0.000	30,604	-	-	-	-	30,604	-	-	-	30,604
1100	15830	St CES-Ag Econ-PR	0.333	1.666	3.289	0.667	0.000	0.000	373,102	-	10,000	-	-	383,102	-	-	-	383,102
1100	15840	St CES-An Sci-PR	0.500	1.416	0.333	0.550	0.000	0.000	214,217	-	10,000	-	-	224,217	-	-	-	224,217
1100	15850	St CES-FCS-PR	1.000	0.417	0.667	0.750	0.000	0.000	211,880	-	10,000	-	-	221,880	-	-	-	221,880
1100	15870	St CES-PS-PR	0.771	1.584	2.000	1.250	0.000	0.000	365,237	-	19,678	-	-	384,915	-	-	-	384,915
1100	15880	St CES-REWM-PR	0.250	2.001	0.884	0.833	0.000	0.000	248,928	-	11,339	-	-	260,267	-	-	-	260,267
1100	15890	St CES-Vet Sci-PR	0.000	0.083	0.000	0.164	0.000	0.000	18,472	-	10,000	-	-	28,472	-	-	-	28,472
TOTAL EXTENSION			5.508	10.166	59.773	20.495	0.000	0.000	5,701,163	-	426,743	-	60,000	6,187,906	285,088	-	-	6,472,994
AG EXTENSION FUNDING																		
State Funding			5.342	7.167	53.321	19.912	0.000	0.000	4,960,843	-	219,254	-	-	5,180,097	185,088	-	-	5,365,185
Smith-Lever Funding			0.166	2.999	6.452	0.583	0.000	0.000	740,320	-	207,489	-	60,000	1,007,809	100,000	-	-	1,107,809
TOTAL AGRICULTURE EXTENSION			5.508	10.166	59.773	20.495	0.000	0.000	5,701,163	-	426,743	-	60,000	6,187,906	285,088	-	-	6,472,994
TOTAL PUBLIC SERVICE			5.508	10.166	59.773	29.995	1.000	0.000	6,277,613	-	426,743	-	3,076,990	9,781,346	332,126	-	-	10,113,472

BUDGET DETAILS FOR FY2013 SECTION I ACCOUNTS - BY FUNCTION

FUND	ORG	ACCOUNT NAME	ADMIN FTE	FACULTY FTE	ACAD PRO FTE	STAFF FTE	ADMIN PRO FTE	CON- TRACT FTE	FULL-TIME	PART-TIME	EMPLOYER PAID BENEFITS 1900	TOTAL	GRANT & AID PAYMENT 6000	NON-OP EXPEND 8000	TOTAL	
									PERSONAL SERVICES 1000	OVER- TIME 1100		PERSONAL SERVICES 1200				GRAD ASSIST 1400
ACADEMIC SUPPORT																
1100	12000	Employer Paid Benefits	0.000	0.000	0.000	0.000	0.000	0.000	-	-	4,951,409	4,951,409	-	-	4,951,409	
1100	12003	Univ Art Museum	1.000	0.000	3.000	4.000	0.000	0.000	455,352	-	44,135	499,487	7,974	-	507,461	
1100	12004	Grad Sch-Admin & Tch	0.000	0.000	0.000	0.000	0.000	0.000	-	-	730,000	730,000	-	-	730,000	
1100	12007	Law Library Acq	0.000	0.000	0.000	0.000	0.000	0.000	-	-	-	-	1,058,385	-	1,058,385	
1100	12008	Library General	2.000	28.000	0.000	37.000	0.000	0.000	3,086,988	-	453,038	3,540,026	550,274	-	4,090,300	
1100	12010	Library Acquisitions	0.000	0.000	0.000	0.000	0.000	0.000	-	-	-	-	9,677,781	-	9,677,781	
1100	12012	Library-Casper	0.000	0.000	0.000	0.000	0.000	0.000	-	-	-	-	75,000	-	75,000	
1100	12013	Amer Herit Ctr	1.962	7.303	0.000	3.900	0.000	0.000	659,292	-	47,140	706,432	4,500	-	710,932	
1100	12014	Information Technology	3.500	0.000	0.000	67.500	1.500	0.000	4,359,010	-	-	4,359,010	1,868,014	-	6,227,024	
1100	12018	Center for Teaching Excellence	1.000	0.000	2.000	1.000	0.000	0.000	230,976	-	11,000	241,976	35,790	-	277,766	
1100	12023	Academic Affairs	0.000	0.000	0.000	0.000	0.000	0.000	-	-	-	-	91,250	-	91,250	
1100	12025	Observatory	0.000	0.000	0.000	2.000	0.000	0.000	116,040	-	-	116,040	-	-	116,040	
1100	12028	Dean's Office-Arts&Sciences	3.000	0.000	0.000	6.000	0.000	0.000	750,984	-	75,516	826,500	-	-	826,500	
1100	12029	Dean's Office-COB	2.000	0.000	0.000	5.000	0.000	0.000	568,634	-	16,488	585,122	-	-	585,122	
1100	12030	Dean's Office-Education	2.000	0.000	0.000	3.875	0.000	0.000	540,252	-	-	540,252	-	-	540,252	
1100	12031	Dean's Office-Engineering	1.000	0.000	0.000	2.000	0.000	0.000	308,520	-	-	308,520	4,500	-	313,020	
1100	12033	Eng Col Course Fees	0.000	0.000	0.000	0.000	0.000	0.000	-	-	-	-	140,000	-	140,000	
1100	12034	Deans Off-Health Sci	1.000	1.000	0.102	5.000	0.000	0.000	541,177	-	24,861	566,038	-	-	566,038	
1100	12035	Deans Office - Law	1.000	0.000	0.000	1.600	0.000	0.000	267,735	-	-	267,735	-	-	267,735	
1100	12036	Info Tech - Oper	0.000	0.000	0.000	0.000	0.000	0.000	-	-	11,000	11,000	179,310	-	190,310	
1100	12037	Info Tech - App Dev	0.000	0.000	0.000	0.000	0.000	0.000	-	-	-	-	670,000	-	670,000	
1100	12038	Info Tech - Sys Dev	0.000	0.000	0.000	0.000	0.000	0.000	-	-	14,000	14,000	96,000	-	110,000	
1100	12040	Info Tech-CSS Dept Consulting	0.000	0.000	0.000	0.000	0.000	0.000	-	-	-	-	87,250	-	87,250	
1100	12041	Info Tech-CSS Acad Support	0.000	0.000	0.000	0.000	0.000	0.000	-	-	236,220	236,220	88,845	-	325,065	
1100	16020	Law College Computer Fee	0.000	0.000	0.000	0.000	0.000	0.000	-	-	1,500	1,500	12,765	-	14,265	
1100	16048	Ag College Computer Fee	0.000	0.000	0.000	0.000	0.000	0.000	-	-	-	-	48,000	-	48,000	
1100	16051	Undeclared Computer Fee	0.000	0.000	0.000	0.000	0.000	0.000	-	-	-	-	37,550	-	37,550	
1100	16052	A&S College Computer Fee	0.000	0.000	0.000	0.000	0.000	0.000	-	-	-	-	187,175	-	187,175	
1100	16053	Business College Computer Fee	0.000	0.000	0.000	0.000	0.000	0.000	-	-	-	-	58,000	-	58,000	
1100	16066	Health Sciences Computer Fee	0.000	0.000	0.000	0.000	0.000	0.000	-	-	-	-	82,000	-	82,000	
1100	16071	Info Tech Computer Fee	0.000	0.000	0.000	0.000	0.000	0.000	-	-	-	-	391,432	-	391,432	
1100	16253	ADA-Computer Fee	0.000	0.000	0.000	0.000	0.000	0.000	-	-	-	-	25,767	-	25,767	
1100	16254	Student Serv Computer Fee	0.000	0.000	0.000	0.000	0.000	0.000	-	-	-	-	17,148	-	17,148	
1100	16649	Business Services Operation	0.000	0.000	0.000	0.000	0.000	0.000	-	-	-	-	6,000	-	6,000	
1100	16863	PACMWA	0.000	0.000	0.000	0.000	0.000	0.000	-	-	-	-	67,688	-	67,688	
1100	17788	Academic Success Center LEARN	0.000	0.000	0.000	1.000	0.000	0.000	41,280	-	11,790	53,070	100,846	-	153,916	
1100	18642	Info Tech - AV IT	0.000	0.000	0.000	0.400	0.000	0.000	18,010	-	-	18,010	331,285	-	349,295	
1100	19467	Digital Collections	0.000	1.000	0.000	0.000	0.000	0.000	52,200	-	31,450	83,650	916,350	-	1,000,000	
1100	20065	Instructional Excellence	0.000	0.000	0.000	0.000	0.000	0.000	-	-	-	-	150,000	-	150,000	
1100	20334	Collection Initiatives	0.000	0.000	0.000	0.000	0.000	0.000	-	-	-	-	500,000	-	500,000	
1100	20367	Coach Bus-Fine Arts Rentals	0.000	0.000	0.000	0.000	0.000	0.000	-	-	-	-	45,000	-	45,000	
1100	20678	High Performance Computing	0.000	0.000	0.000	0.000	0.000	0.000	-	-	-	-	2,170,000	-	2,170,000	
TOTAL ACADEMIC SUPPORT			19.462	37.303	5.102	140.275	1.500	0.000	11,996,450	-	978,138	730,000	4,951,409	18,655,997	19,781,879	38,437,876

BUDGET DETAILS FOR FY2013 SECTION I ACCOUNTS - BY FUNCTION

FUND	ORG	ACCOUNT NAME	ADMIN FTE	FACULTY FTE	ACAD PRO FTE	STAFF FTE	ADMIN PRO FTE	CON- TRACT FTE	FULL-TIME	OVER-	PART-TIME	GRAD ASSIST 1400	EMPLOYER	TOTAL	SUPPORT SERVICES 2000	GRANT	NON-OP	TOTAL
									PERSONAL SERVICES 1000	TIME 1100	PERSONAL SERVICES 1200		PAID BENEFITS 1900	PERSONAL SERVICES 1000-1900		& AID PAYMENT 6000	EXPEND 8000	
STUDENT SERVICES																		
1100	12445	Employer Paid Benefits	0.000	0.000	0.000	0.000	0.000	0.000	-	-	-	-	2,272,520	2,272,520	-	-	-	2,272,520
1100	12450	Iss-Student Affairs	0.000	0.000	0.000	3.497	0.000	0.000	151,536	-	2,009	-	-	153,545	9,815	-	-	163,360
1100	12451	Registration/Records	1.000	0.000	0.000	13.000	0.000	0.000	584,652	-	37,944	-	-	622,596	128,639	-	-	751,235
1100	12453	Registrar Summer Sch	0.000	0.000	0.000	0.000	0.000	0.000	-	-	-	-	-	-	9,324	-	-	9,324
1100	12454	SEO	1.000	0.000	0.000	2.121	0.000	0.000	185,558	-	2,272	-	-	187,830	69,959	-	-	257,789
1100	12455	Student Financial Aid	1.000	0.000	0.000	17.000	0.000	0.000	781,044	-	8,840	-	-	789,884	62,136	-	-	852,020
1100	12457	Univ Counseling Ctr	1.512	0.000	0.000	4.000	0.000	0.000	273,636	-	3,074	22,599	-	299,309	21,666	-	-	320,975
1100	12458	Cultural Affairs	0.000	0.000	0.000	0.000	0.000	0.000	-	-	-	-	-	-	84,350	-	-	84,350
1100	12460	Multicultural Resources	0.000	0.000	0.000	1.000	0.000	0.000	35,292	-	500	-	-	35,792	2,491	-	-	38,283
1100	12461	Pepsters	0.000	0.000	0.000	0.000	0.000	0.500	15,000	-	2,620	-	-	17,620	-	-	-	17,620
1100	12462	Academic Advising Ofc - COB	0.000	0.000	0.000	3.000	0.000	0.000	131,640	-	12,610	-	-	144,250	-	-	-	144,250
1100	12463	UW Rifle Team	0.000	0.000	0.000	0.000	0.000	0.000	-	-	-	-	-	-	4,130	-	-	4,130
1100	12471	Admissions	1.000	0.000	0.000	22.000	0.000	0.000	919,356	-	81,000	-	-	1,000,356	714,128	-	-	1,714,484
1100	12474	Career Services Center	1.000	0.000	0.000	10.000	0.000	0.000	495,912	-	14,904	-	-	510,816	34,160	-	-	544,976
1100	12476	Off Of Student Life	1.000	0.000	0.000	2.526	1.000	0.000	311,004	-	11,679	-	-	322,683	23,580	-	-	346,263
1100	12478	Inter Stu Prog Fees	0.000	0.000	0.000	0.503	0.000	0.000	15,829	-	1,567	-	6,015	23,411	26,589	-	-	50,000
1100	12479	Disabled Student Ser	0.000	0.000	0.000	4.000	0.000	0.000	186,696	-	17,620	-	-	204,316	14,529	-	-	218,845
1100	12481	Coun Ctr/Drug Educ	0.000	0.000	0.000	1.000	0.000	0.000	48,312	-	-	18,000	-	66,312	-	-	-	66,312
1100	12484	Student Services General	0.000	0.000	0.000	0.000	0.000	0.000	-	-	-	-	-	-	19,543	-	-	19,543
1100	12487	Afro American Educ	1.000	0.000	0.000	1.000	0.000	0.000	131,268	-	-	-	-	131,268	19,000	-	-	150,268
1100	12488	Indian Education	1.000	0.000	0.000	0.000	0.000	0.000	95,412	-	-	-	-	95,412	19,000	-	-	114,412
1100	12490	Non-Traditional & Gender Prgms	0.000	0.000	0.000	0.000	0.000	0.000	-	-	10,368	-	-	10,368	5,342	-	-	15,710
1100	12491	Minority Affairs Off	0.000	0.000	0.000	3.000	0.000	0.000	157,224	-	8,500	-	-	165,724	26,890	-	-	192,614
1100	12492	Recruit/Retention	0.000	0.000	0.000	0.000	0.000	0.000	-	-	-	-	-	-	34,782	-	-	34,782
1100	15520	Rodeo Team-PR/Supp	0.000	0.000	0.750	0.000	0.000	0.000	33,894	-	-	-	-	33,894	56,924	-	-	90,818
1100	17866	Study Abroad	0.000	0.000	0.000	1.500	0.000	0.000	64,110	-	69	-	-	64,179	6,619	-	-	70,798
1100	18157	Synergy	0.000	0.000	0.000	0.000	0.000	0.000	-	-	49,270	-	-	49,270	21,676	-	-	70,946
1100	19001	Intl Programs/Immigration	0.000	0.000	0.000	1.000	0.000	0.000	50,292	-	-	-	-	50,292	38,090	-	-	88,382
1100	19465	Orientation Fees	0.000	0.000	0.000	0.000	0.000	0.000	-	-	41,000	-	-	41,000	15,198	-	-	56,198
1100	19749	Freshman Summit	0.000	0.000	0.000	0.000	0.000	0.000	-	-	24,000	-	-	24,000	90,400	-	-	114,400
1100	20494	Veterans Services Center	0.000	0.000	0.000	1.000	0.000	0.000	35,292	-	-	-	-	35,292	-	-	-	35,292
1100	20495	Dean of Students GA's	0.000	0.000	0.000	0.000	0.000	0.000	-	-	-	54,000	-	54,000	-	-	-	54,000
1100	20496	Dean Students STOP Violence	0.000	0.000	0.000	1.000	0.000	0.000	41,400	-	-	-	-	41,400	48,600	-	-	90,000
TOTAL STUDENT SERVICES			9.512	0.000	0.750	92.147	1.000	0.500	4,744,359	-	329,846	94,599	2,278,535	7,447,339	1,607,560	-	-	9,054,899

BUDGET DETAILS FOR FY2013 SECTION I ACCOUNTS - BY FUNCTION

FUND	ORG	ACCOUNT NAME	ADMIN FTE	FACULTY FTE	ACAD PRO FTE	STAFF FTE	ADMIN PRO FTE	CON- TRACT FTE	FULL-TIME	OVER-	PART-TIME	GRAD ASSIST 1400	EMPLOYER	TOTAL	SUPPORT SERVICES 2000	GRANT	NON-OP	TOTAL
									PERSONAL SERVICES 1000	TIME 1100	PERSONAL SERVICES 1200		PAID BENEFITS 1900	PERSONAL SERVICES 1000-1900		& AID PAYMENT 6000	EXPEND 8000	
INSTITUTIONAL SUPPORT																		
1100	12348	Employer Paid Benefits	0.000	0.000	0.000	0.000	0.000	0.000	-	-	-	-	6,775,571	6,775,571	-	-	-	6,775,571
1100	12354	Board Of Trustees	0.000	0.000	0.000	0.000	0.000	0.000	-	-	-	-	-	-	200,000	-	-	200,000
1100	12357	Div of Admin Equip Replacement	0.000	0.000	0.000	0.000	0.000	0.000	-	-	-	-	-	-	42,775	-	-	42,775
1100	12358	Office of the President	3.000	0.000	0.000	1.000	2.000	0.000	804,516	-	91,945	-	-	896,461	510,000	-	-	1,406,461
1100	12363	Data Conn/Subsc Serv	0.000	0.000	0.000	0.000	0.000	0.000	-	-	-	-	-	-	7,200	-	-	7,200
1100	12365	VP Academic Affairs	0.000	0.000	0.000	0.000	0.000	0.000	-	-	11,864	-	-	11,864	812,714	-	-	824,578
1100	12366	Ofc/Vice President/Student Aff	1.000	0.000	0.000	3.000	3.000	0.000	509,340	-	-	-	-	509,340	27,075	-	-	536,415
1100	12367	VP-Research&Economic Develop	3.743	0.000	0.000	4.000	0.000	0.000	835,477	-	42,312	-	-	877,789	156,616	-	-	1,034,405
1100	12369	Sponsored Programs	0.000	0.000	0.000	6.000	0.000	0.000	339,960	-	-	-	-	339,960	6,041	-	-	346,001
1100	12371	Postal Service	0.040	0.000	0.000	5.284	0.000	0.000	183,743	-	19,438	-	-	203,181	27,244	-	-	230,425
1100	12372	Univ Relations	2.000	0.000	0.000	14.000	0.000	0.000	830,196	-	14,978	-	-	845,174	239,245	-	-	1,084,419
1100	12374	Personnel Admin	1.000	0.000	0.000	19.000	0.000	0.000	1,111,440	-	4,320	-	-	1,115,760	84,150	-	-	1,199,910
1100	12375	IT/Admin Systems-Division Ofc	1.000	0.000	0.000	24.500	0.000	0.000	1,751,370	-	-	-	-	1,751,370	-	-	1,751,370	
1100	12379	IT/Admin Systems-Applic Dev	0.000	0.000	0.000	0.000	0.000	0.000	-	-	42,000	-	-	42,000	285,600	-	-	327,600
1100	12384	Institutional Analysis	0.000	0.000	2.000	4.000	0.000	0.000	321,024	-	4,871	-	-	325,895	33,189	-	-	359,084
1100	12385	Internal Auditor	2.000	0.000	0.000	0.000	0.000	0.000	160,008	-	-	-	-	160,008	7,420	-	-	167,428
1100	12387	UW Articulation	0.000	0.000	0.000	1.000	0.000	0.000	46,764	-	-	-	-	46,764	-	-	-	46,764
1100	12389	Office of Academic Affairs	3.000	0.000	2.000	5.000	0.000	0.000	938,940	-	9,738	-	-	948,678	200,000	-	-	1,148,678
1100	12394	International Progrms	1.000	0.000	0.000	1.511	0.000	0.000	153,124	-	19,045	-	-	172,169	6,193	-	-	178,362
1100	12397	Shipping & Receiving	0.000	0.000	0.000	3.000	0.000	0.000	103,092	-	37,404	-	-	140,496	10,610	-	-	151,106
1100	12398	Univ Safety Office	1.000	0.000	0.000	9.000	0.000	0.000	541,416	-	84,547	-	-	625,963	29,179	-	-	655,142
1100	12400	Campus Police	1.000	0.000	0.000	18.834	0.000	0.000	853,457	37,075	43,347	-	-	933,879	96,648	-	-	1,030,527
1100	12402	Centrex Telephone	0.000	0.000	0.000	5.166	0.000	0.000	173,348	12,247	-	-	-	185,595	-	-	-	185,595
1100	12404	Faculty Senate	0.000	0.000	0.000	1.000	0.000	0.000	38,580	-	-	-	-	38,580	8,611	-	-	47,191
1100	12405	Staff Council	0.000	0.000	0.000	0.000	0.000	0.000	-	-	14,100	-	-	14,100	3,543	-	-	17,643
1100	12407	Commencement Expense	0.000	0.000	0.000	0.000	0.000	0.000	-	-	-	-	-	-	20,000	-	-	20,000
1100	12408	General Expense	0.000	0.000	0.000	0.000	0.000	0.000	-	-	-	-	-	-	37,606	-	-	37,606
1100	12409	Insurance	0.000	0.000	0.000	0.000	0.000	0.000	-	-	-	-	-	-	1,568,192	-	-	1,568,192
1100	12411	Natl/Regional Dues	0.000	0.000	0.000	0.000	0.000	0.000	-	-	-	-	-	-	65,000	-	-	65,000
1100	12413	President Exp Allow	0.000	0.000	0.000	0.000	0.000	0.000	-	-	42,000	-	-	42,000	-	-	-	42,000
1100	12415	Correspondence Fee Refund	0.000	0.000	0.000	0.000	0.000	0.000	-	-	-	-	-	-	-	-	19,000	19,000
1100	12416	Regular Fee Refunds	0.000	0.000	0.000	0.000	0.000	0.000	-	-	-	-	-	-	-	-	93,473	93,473
1100	12418	Hazardous Waste Disposal	0.000	0.000	0.000	0.000	0.000	0.000	-	-	-	-	-	-	27,075	-	-	27,075
1100	12420	Work-Study Match	0.000	0.000	0.000	0.000	0.000	0.000	-	-	179,280	-	-	179,280	-	-	-	179,280
1100	12421	Perkins Loan Match	0.000	0.000	0.000	0.000	0.000	0.000	-	-	-	-	-	-	-	-	2,498	2,498
1100	12422	Office Of Development	7.000	0.000	0.000	18.500	8.500	0.000	2,173,338	-	60,000	-	-	2,233,338	6,618	-	-	2,239,956
1100	12426	Real Estate Operations	0.000	0.000	0.000	1.000	0.000	0.000	70,020	-	257	-	-	70,277	5,903	-	-	76,180

BUDGET DETAILS FOR FY2013 SECTION I ACCOUNTS - BY FUNCTION

FUND	ORG	ACCOUNT NAME	ADMIN FTE	FACULTY FTE	ACAD PRO FTE	STAFF FTE	ADMIN PRO FTE	CON- TRACT FTE	FULL-TIME	OVER-	PART-TIME	GRAD ASSIST 1400	EMPLOYER	TOTAL	SUPPORT SERVICES 2000	GRANT	NON-OP	TOTAL
									PERSONAL SERVICES 1000	TIME 1100	PERSONAL SERVICES 1200		PAID BENEFITS 1900	PERSONAL SERVICES 1000-1900		& AID PAYMENT 6000	EXPEND 8000	
1100	12434	Vice Pres for Administration	1.000	0.000	0.000	0.000	1.000	0.000	294,216	-	301,560	-	-	595,776	164,688	-	-	760,464
1100	12437	Accounting Office	0.000	0.000	0.000	20.000	0.000	0.000	798,744	-	8,350	-	-	807,094	46,646	-	-	853,740
1100	12438	Cashiers Office	0.000	0.000	0.000	4.000	0.000	0.000	118,044	-	-	-	-	118,044	22,326	-	-	140,370
1100	12440	Procurement Services	0.000	0.000	0.000	7.000	0.000	0.000	320,868	-	-	-	-	320,868	21,207	-	-	342,075
1100	12441	Student Financial Op	0.000	0.000	0.000	3.000	0.000	0.000	123,660	-	-	-	-	123,660	34,083	-	-	157,743
1100	12442	Office of General Counsel	3.000	0.000	0.000	0.000	1.000	0.000	414,720	-	24,611	-	-	439,331	43,924	-	-	483,255
1100	12443	Risk Management	1.000	0.000	0.000	1.000	0.000	0.000	145,248	-	-	-	-	145,248	20,000	-	-	165,248
1100	16220	Tuition Discount Charges	0.000	0.000	0.000	0.000	0.000	0.000	-	-	-	-	-	-	216,600	-	-	216,600
1100	16356	Staff Recognition Day	0.000	0.000	0.000	0.000	0.000	0.000	-	-	13,400	-	-	13,400	5,957	-	-	19,357
1100	16855	Budget Reallocations	0.000	0.000	0.000	0.000	0.000	0.000	-	-	110,000	-	-	110,000	67,327	-	-	177,327
1100	17002	PLUS Budget	0.000	0.000	0.000	0.000	0.000	0.000	-	-	150,000	-	-	150,000	190,668	-	-	340,668
1100	17142	AVP for Fiscal Admin	2.000	0.000	0.000	8.000	0.000	0.000	845,388	-	-	-	-	845,388	26,548	-	-	871,936
1100	17143	Campus ID System Maintenance	0.000	0.000	0.000	0.000	0.000	0.000	-	-	-	-	-	-	31,313	-	-	31,313
1100	17155	Security System Maintenance	0.000	0.000	0.000	0.000	0.000	0.000	-	-	-	-	-	-	36,100	-	-	36,100
1100	17182	Accounts Receivable	0.000	0.000	0.000	5.000	0.000	0.000	219,552	-	-	-	-	219,552	40,071	-	-	259,623
1100	17751	Leadership Wyoming Program	0.000	0.000	0.000	0.000	0.000	0.000	-	-	-	-	-	-	30,000	-	-	30,000
1100	17752	Student Information Systems	0.000	0.000	0.000	0.000	0.000	0.000	-	-	-	-	-	-	370,500	-	-	370,500
1100	18696	Transpark	0.000	0.000	0.000	8.285	0.000	0.000	251,455	-	-	-	-	251,455	97,197	-	-	348,652
1100	18755	Enrollment Mngmnt-VPStu Affair	0.000	0.000	0.000	0.000	0.000	0.000	-	-	-	-	-	-	32,000	-	-	32,000
1100	19154	Office of Alumni Affairs	1.000	0.000	0.000	3.000	0.000	0.000	224,712	-	4,245	-	-	228,957	-	-	-	228,957
1100	19367	Admin Central Salary Mngmnt	0.000	0.000	0.000	0.000	0.000	0.000	-	-	437,588	-	-	437,588	-	-	-	437,588
1100	19368	Assoc VP Admin Operations	1.000	0.000	0.000	1.000	0.000	0.000	189,096	-	720	-	-	189,816	12,854	-	-	202,670
1100	19419	Central Scheduling	0.000	0.000	0.000	0.000	0.000	0.000	-	-	-	-	-	-	43,222	-	-	43,222
1100	19543	International Programs VISA	0.000	0.000	0.000	0.000	0.000	0.000	-	-	-	-	-	-	14,250	-	-	14,250
1100	20043	University Contingency Reserve	0.000	0.000	0.000	0.000	0.000	0.000	-	-	-	-	-	-	1,781,200	-	-	1,781,200
1100	20050	EEO Office	1.000	0.000	0.000	1.000	0.000	0.000	168,876	-	-	-	-	168,876	-	-	-	168,876
1100	20051	Governmental Affairs	1.000	0.000	0.000	0.000	0.000	0.000	150,000	-	-	-	-	150,000	-	-	-	150,000
1100	20368	Personnel Leadership	0.000	0.000	0.000	0.000	0.000	0.000	-	-	-	-	-	-	75,000	-	-	75,000
1100	20472	Academic Research Services	0.000	0.000	0.000	0.000	0.000	0.000	-	-	-	-	-	-	7,500	-	-	7,500
TOTAL INSTITUTIONAL SUPPORT			37.783	0.000	4.000	206.080	15.500	0.000	16,203,732	49,322	1,771,920	-	6,775,571	24,800,545	7,955,628	-	114,971	32,871,144

BUDGET DETAILS FOR FY2013 SECTION I ACCOUNTS - BY FUNCTION

FUND	ORG	ACCOUNT NAME	ADMIN FTE	FACULTY FTE	ACAD PRO FTE	STAFF FTE	ADMIN PRO FTE	CON- TRACT FTE	FULL-TIME	PART-TIME	EMPLOYER PAID BENEFITS 1900	TOTAL	GRANT & AID PAYMENT 6000	NON-OP EXPEND 8000	TOTAL		
									PERSONAL SERVICES 1000	OVER- TIME 1100		PERSONAL SERVICES 1200				GRAD ASSIST 1400	PERSONAL SERVICES 1000-1900
OPERATION & MAINTENANCE OF PLANT																	
1100	12282	Employer Paid Benefits	0.000	0.000	0.000	0.000	0.000	0.000	-	-	-	4,432,688	4,432,688	-	-	4,432,688	
1100	12286	Directors Office	1.000	0.000	0.000	0.000	0.000	0.000	130,944	-	408	-	131,352	100,000	-	231,352	
1100	12290	Carpentry Shop	0.000	0.000	0.000	3.000	0.000	0.000	125,388	-	3,400	-	128,788	50,000	-	178,788	
1100	12293	Custodial Services	0.000	0.000	0.000	82.000	0.000	0.000	2,063,688	-	262,656	-	2,326,344	315,000	-	2,641,344	
1100	12296	Paint Shop	0.000	0.000	0.000	5.000	0.000	0.000	181,512	-	-	-	181,512	50,000	-	231,512	
1100	12297	Electrical Shop	0.000	0.000	0.000	7.000	0.000	0.000	362,040	-	6,300	-	368,340	135,000	-	503,340	
1100	12304	Grounds Services	0.000	0.000	0.000	4.000	0.000	0.000	166,572	-	88,184	-	254,756	65,000	-	319,756	
1100	12306	Hvac Maintenance	0.000	0.000	0.000	0.000	0.000	0.000	-	-	-	-	-	25,000	-	25,000	
1100	12307	Plumbing Shop	0.000	0.000	0.000	7.000	0.000	0.000	311,808	-	4,435	-	316,243	200,000	-	516,243	
1100	12309	Central Energy Plant	0.000	0.000	0.000	14.000	0.000	0.000	689,172	-	-	-	689,172	260,000	-	949,172	
1100	12311	Preventive Maint	0.000	0.000	0.000	5.000	0.000	0.000	200,880	-	480	-	201,360	120,000	-	321,360	
1100	12314	Maintenance - Off Campus	0.000	0.000	0.000	0.000	0.000	0.000	-	-	-	-	-	20,000	-	20,000	
1100	12316	Utilities	0.000	0.000	0.000	0.000	0.000	0.000	-	-	-	-	-	6,541,054	-	6,541,054	
1100	12320	Facilities Engineering	0.000	0.000	0.000	10.000	1.000	0.000	663,000	-	3,264	-	666,264	75,000	-	741,264	
1100	12322	Athletic Facilities	0.000	0.000	0.000	16.000	0.000	1.000	524,880	25,000	260,600	-	810,480	-	-	810,480	
1100	12324	Campus Planning	1.000	0.000	0.000	6.867	0.000	0.000	577,209	-	102,033	-	679,242	47,094	-	726,336	
1100	12328	Roof Maintenance	0.000	0.000	0.000	0.000	0.000	0.000	-	-	-	-	-	110,000	-	110,000	
1100	15420	Phys Plant Support-Stock Farm	0.000	0.000	0.000	0.000	0.000	0.000	-	-	-	-	-	7,295	-	7,295	
1100	15421	Phys Plant Support-Afton	0.000	0.000	0.000	0.000	0.000	0.000	-	-	-	-	-	4,446	-	4,446	
1100	15422	Phys Plant Support-Archer	0.000	0.000	0.000	0.000	0.000	0.000	-	-	-	-	-	3,287	-	3,287	
1100	15423	Phys Plant Support-Powell	0.000	0.000	0.000	0.000	0.000	0.000	-	-	-	-	-	4,247	-	4,247	
1100	15424	Phys Plant Support-Sheridan	0.000	0.000	0.000	0.000	0.000	0.000	-	-	-	-	-	3,115	-	3,115	
1100	15425	Phys Plant Support-Torrington	0.000	0.000	0.000	0.000	0.000	0.000	-	-	-	-	-	4,482	-	4,482	
1100	16837	Elevator Maintenance	0.000	0.000	0.000	0.000	0.000	0.000	-	-	-	-	-	230,000	-	230,000	
1100	16838	Physical Plant Special Project	0.000	0.000	0.000	0.000	0.000	0.000	-	-	-	-	-	500,000	-	500,000	
1100	17004	Classroom Building Coordinator	0.000	0.000	0.000	2.000	0.000	0.000	68,340	-	10,240	-	78,580	22,563	-	101,143	
1100	17756	Business Services - PPL	0.000	0.000	0.000	8.000	1.000	0.000	397,980	-	30,000	-	427,980	100,000	-	527,980	
1100	17759	Technical Services	0.000	0.000	0.000	5.000	0.000	0.000	172,116	-	27,852	-	199,968	15,000	-	214,968	
1100	17762	Equipment Services	0.000	0.000	0.000	7.000	0.000	0.000	300,324	-	816	-	301,140	200,000	-	501,140	
1100	17764	Moving Services	0.000	0.000	0.000	5.000	0.000	0.000	136,320	-	15,000	-	151,320	20,000	-	171,320	
1100	17765	Physical Plant Equipment	0.000	0.000	0.000	0.000	0.000	0.000	-	-	-	-	-	200,000	-	200,000	
1100	17766	Facilities Services	0.000	0.000	0.000	0.000	1.000	0.000	84,252	-	408	-	84,660	50,000	-	134,660	
1100	17803	Project Management	0.000	0.000	0.000	1.000	0.000	0.000	61,224	-	840	-	62,064	-	-	62,064	
1100	19073	Facilities Management	0.000	0.000	0.000	0.000	1.000	0.000	88,020	-	420	-	88,440	50,000	-	138,440	
1100	19074	Mechanical Trades	0.000	0.000	0.000	2.000	0.000	0.000	114,444	-	360	-	114,804	20,000	-	134,804	
1100	19075	Controls Shop	0.000	0.000	0.000	7.000	0.000	0.000	368,988	-	6,500	-	375,488	90,000	-	465,488	
1100	19076	Structural Trades	0.000	0.000	0.000	1.000	0.000	0.000	63,948	-	420	-	64,368	20,000	-	84,368	
1100	19077	Masons	0.000	0.000	0.000	3.000	0.000	0.000	122,928	-	-	-	122,928	-	-	122,928	
1100	20028	Utilities Management	0.000	0.000	0.000	1.000	1.000	0.000	190,752	-	876	-	191,628	50,000	-	241,628	
TOTAL OPER & MAINT OF PLANT			2.000	0.000	0.000	201.867	5.000	1.000	8,166,729	25,000	825,492	-	4,432,688	13,449,909	9,707,583	-	23,157,492

BUDGET DETAILS FOR FY2013 SECTION I ACCOUNTS - BY FUNCTION

FUND	ORG	ACCOUNT NAME	ADMIN FTE	FACULTY FTE	ACAD PRO FTE	STAFF FTE	ADMIN PRO FTE	CON- TRACT FTE	FULL-TIME	OVER-	PART-TIME	GRAD ASSIST 1400	EMPLOYER	TOTAL	SUPPORT SERVICES 2000	GRANT	NON-OP	TOTAL
									PERSONAL SERVICES 1000	TIME 1100	PERSONAL SERVICES 1200		PAID BENEFITS 1900	PERSONAL SERVICES 1000-1900		& AID & PAYMENT 6000	EXPEND 8000	
SCHOLARSHIPS																		
1100	12042	Co Comm Scholarships	0.000	0.000	0.000	0.000	0.000	0.000	-	-	-	-	-	-	-	92,000	-	92,000
1100	12043	Debate Scholarships	0.000	0.000	0.000	0.000	0.000	0.000	-	-	-	-	-	-	-	49,500	-	49,500
1100	12044	Grad Assistantships	0.000	0.000	0.000	0.000	0.000	0.000	-	-	-	-	-	-	-	2,725,000	-	2,725,000
1100	12045	Grad Sch Scholarship	0.000	0.000	0.000	0.000	0.000	0.000	-	-	-	-	-	-	-	27,250	-	27,250
1100	12046	Honor Scholarships	0.000	0.000	0.000	0.000	0.000	0.000	-	-	-	-	-	-	-	193,922	-	193,922
1100	12047	Law Serv Scholarship	0.000	0.000	0.000	0.000	0.000	0.000	-	-	-	-	-	-	-	261,000	-	261,000
1100	12048	Marching Band Schols	0.000	0.000	0.000	0.000	0.000	0.000	-	-	-	-	-	-	-	25,000	-	25,000
1100	12049	Music Scholarships	0.000	0.000	0.000	0.000	0.000	0.000	-	-	-	-	-	-	-	439,082	-	439,082
1100	12050	Rodeo Team Schols	0.000	0.000	0.000	0.000	0.000	0.000	-	-	-	-	-	-	-	201,872	-	201,872
1100	12051	ROTC Room & Board	0.000	0.000	0.000	0.000	0.000	0.000	-	-	-	-	-	-	-	240,960	-	240,960
1100	12052	Spec Serv Stipends	0.000	0.000	0.000	0.000	0.000	0.000	-	-	-	-	-	-	-	6,700	-	6,700
1100	12053	Summer Inst Schol	0.000	0.000	0.000	0.000	0.000	0.000	-	-	-	-	-	-	-	20,000	-	20,000
1100	12054	Superior Student Scholar	0.000	0.000	0.000	0.000	0.000	0.000	-	-	-	-	-	-	-	90,412	-	90,412
1100	12055	Superior Student In Educ	0.000	0.000	0.000	0.000	0.000	0.000	-	-	-	-	-	-	-	15,750	-	15,750
1100	12056	Theatre Scholarships	0.000	0.000	0.000	0.000	0.000	0.000	-	-	-	-	-	-	-	117,440	-	117,440
1100	12057	Univ Scholars Schol	0.000	0.000	0.000	0.000	0.000	0.000	-	-	-	-	-	-	-	276,442	-	276,442
1100	12058	Vietnam Veteran Awards	0.000	0.000	0.000	0.000	0.000	0.000	-	-	-	-	-	-	-	7,246	-	7,246
1100	12059	Youth Opportunity Grants	0.000	0.000	0.000	0.000	0.000	0.000	-	-	-	-	-	-	-	15,000	-	15,000
1100	12062	Wy Student Leader Sc	0.000	0.000	0.000	0.000	0.000	0.000	-	-	-	-	-	-	-	32,400	-	32,400
1100	12065	Miscellaneous Schol	0.000	0.000	0.000	0.000	0.000	0.000	-	-	-	-	-	-	-	784,801	-	784,801
1100	12066	SEOG Match	0.000	0.000	0.000	0.000	0.000	0.000	-	-	-	-	-	-	-	126,673	-	126,673
1100	17158	Grad Asst Health Ins Schol	0.000	0.000	0.000	0.000	0.000	0.000	-	-	-	-	-	-	-	360,000	-	360,000
1100	19092	President's Promise Schol	0.000	0.000	0.000	0.000	0.000	0.000	-	-	-	-	-	-	-	927,012	-	927,012
1100	19093	Trustee's Pride Schol	0.000	0.000	0.000	0.000	0.000	0.000	-	-	-	-	-	-	-	2,776,040	-	2,776,040
1100	19094	Peak Achievement Schol	0.000	0.000	0.000	0.000	0.000	0.000	-	-	-	-	-	-	-	5,695,000	-	5,695,000
1100	19095	Alumni Plus Peak Schol	0.000	0.000	0.000	0.000	0.000	0.000	-	-	-	-	-	-	-	107,000	-	107,000
1100	19096	John W Hoyt Scholarship	0.000	0.000	0.000	0.000	0.000	0.000	-	-	-	-	-	-	-	120,000	-	120,000
1100	19121	Grad Assist Tuition Waivers	0.000	0.000	0.000	0.000	0.000	0.000	-	-	-	-	-	-	-	599,940	-	599,940
TOTAL SCHOLARSHIPS			0.000	0.000	0.000	0.000	0.000	0.000	-	-	-	-	-	-	-	16,333,442	-	16,333,442

BUDGET DETAILS FOR FY2013 SECTION I ACCOUNTS - BY FUNCTION

FUND	ORG	ACCOUNT NAME	ADMIN FTE	FACULTY FTE	ACAD PRO FTE	STAFF FTE	ADMIN PRO FTE	CON- TRACT FTE	FULL-TIME	OVER-	PART-TIME	GRAD ASSIST 1400	EMPLOYER	TOTAL	SUPPORT SERVICES 2000	GRANT	NON-OP	TOTAL
									PERSONAL SERVICES 1000	TIME 1100	PERSONAL SERVICES 1200		PAID BENEFITS 1900	PERSONAL SERVICES 1000-1900		& AID PAYMENT 6000	EXPEND 8000	
ATHLETICS																		
1317	12644	Employer Paid Benefits	0.000	0.000	0.000	0.000	0.000	0.000	-	-	-	-	1,989,338	1,989,338	-	-	-	1,989,338
1317	12649	Athletic Dir Office	1.000	0.000	0.000	1.500	1.000	6.000	725,394	-	89,209	-	-	814,603	151,138	-	-	965,741
1317	12650	Basketball	0.000	0.000	0.000	0.000	0.000	4.500	519,024	-	191,728	-	-	710,752	-	270,863	-	981,615
1317	12651	Athletics Bus Off	0.000	0.000	0.000	3.000	0.000	1.500	238,182	-	10,740	-	-	248,922	-	-	-	248,922
1317	12652	Football	0.000	0.000	0.000	0.500	0.000	13.500	1,318,266	-	143,362	-	-	1,461,628	-	1,828,322	-	3,289,950
1317	12653	Golf - Men	0.000	0.000	0.000	0.000	0.000	0.231	28,752	-	1,620	-	-	30,372	-	79,002	-	109,374
1317	12654	Sports Information	0.000	0.000	0.000	1.500	0.000	3.500	216,270	1,000	74,340	-	-	291,610	-	-	-	291,610
1317	12655	Swimming	0.000	0.000	0.000	0.000	0.000	1.000	57,006	-	5,740	-	-	62,746	-	194,118	-	256,864
1317	12656	Training Room	0.000	0.000	0.000	0.000	0.000	5.000	235,722	-	26,840	-	-	262,562	-	-	-	262,562
1317	12657	Wrestling	0.000	0.000	0.000	0.000	0.000	3.000	167,514	-	9,480	-	-	176,994	-	191,861	-	368,855
1317	12658	Equipment Room	0.000	0.000	0.000	2.000	0.000	0.000	83,676	5,000	8,240	-	-	96,916	-	-	-	96,916
1317	12659	Academic Counselor	0.000	0.000	0.000	1.000	0.000	4.000	211,872	-	52,100	-	-	263,972	-	250,000	-	513,972
1317	12660	Ticket Office	0.000	0.000	0.000	1.000	0.000	1.500	86,640	-	54,860	-	-	141,500	-	-	-	141,500
1317	12661	Basketball - Women	0.000	0.000	0.000	0.500	0.000	5.000	447,516	-	125,425	-	-	572,941	-	316,006	-	888,947
1317	12662	Swimming - Women	0.000	0.000	0.000	0.000	0.000	2.500	117,006	-	5,740	-	-	122,746	-	293,434	-	416,180
1317	12663	Track - Women	0.000	0.000	0.000	0.000	0.000	2.000	99,771	-	3,240	-	-	103,011	-	383,722	-	486,733
1317	12664	Track - Men	0.000	0.000	0.000	0.000	0.000	1.500	83,769	-	4,860	-	-	88,629	-	261,834	-	350,463
1317	12665	Volleyball - Women	0.000	0.000	0.000	0.000	0.000	3.000	196,818	-	25,480	-	-	222,298	-	248,291	-	470,589
1317	12666	Golf - Women	0.000	0.000	0.000	0.000	0.000	0.626	36,602	-	1,620	-	-	38,222	-	112,859	-	151,081
1317	12667	Soccer - Women	0.000	0.000	0.000	0.000	0.000	2.500	134,766	-	9,860	-	-	144,626	-	148,367	-	292,993
1317	12668	Tennis-Women	0.000	0.000	0.000	0.000	0.000	1.500	66,006	-	9,240	-	-	75,246	-	94,415	-	169,661
TOTAL ATHLETICS			1.000	0.000	0.000	11.000	1.000	62.357	5,070,572	6,000	853,724	-	1,989,338	7,919,634	151,138	4,673,094	-	12,743,866
TOTAL FY 2013 SECTION I BUDGET			161.569	599.082	232.747	933.642	27.700	63.857	125,740,459	80,322	8,559,699	6,159,032	52,651,288	193,190,800	46,453,990	21,058,736	114,971	260,818,497

BUDGET DETAILS FOR FY2013 SECTION I ACCOUNTS - BY DIVISION

FUND	ORG	ACCOUNT NAME	ACAD				ADMIN		CON-	FULL-TIME	PART-TIME	GRAD	EMPLOYER	TOTAL	SUPPORT	GRANT	NON-OP	TOTAL
			PRO	STAFF	PRO	TRACT	PERSONAL	OVER-	PERSONAL	ASSIST	PAID	PERSONAL	SERVICES	SERVICES	PAYMENT	EXPEND		
			FTE	FTE	FTE	FTE	FTE	FTE	1000	1100	1200	1400	1900	1000-1900	2000	6000	8000	
1100	12354	Board Of Trustees	0.000	0.000	0.000	0.000	0.000	0.000	-	-	-	-	-	-	200,000	-	-	200,000
1100	12358	Office of the President	3.000	0.000	0.000	1.000	2.000	0.000	804,516	-	91,945	-	-	896,461	510,000	-	-	1,406,461
1100	12407	Commencement Expense	0.000	0.000	0.000	0.000	0.000	0.000	-	-	-	-	-	-	20,000	-	-	20,000
1100	12411	Natl/Regional Dues	0.000	0.000	0.000	0.000	0.000	0.000	-	-	-	-	-	-	65,000	-	-	65,000
1100	16855	Budget Reallocations	0.000	0.000	0.000	0.000	0.000	0.000	-	-	110,000	-	-	110,000	67,327	-	-	177,327
1100	17002	PLUS Budget	0.000	0.000	0.000	0.000	0.000	0.000	-	-	150,000	-	-	150,000	190,668	-	-	340,668
		TOTAL PRESIDENT (Division 100)	3.000	0.000	0.000	1.000	2.000	0.000	804,516	-	351,945	-	-	1,156,461	1,052,995	-	-	2,209,456
1100	12461	Pepsters	0.000	0.000	0.000	0.000	0.000	0.500	15,000	-	2,620	-	-	17,620	-	-	-	17,620
1100	12322	Athletic Facilities	0.000	0.000	0.000	16.000	0.000	1.000	524,880	25,000	260,600	-	-	810,480	-	-	-	810,480
1317	12649	Athletic Dir Office	1.000	0.000	0.000	1.500	1.000	6.000	725,394	-	89,209	-	-	814,603	151,138	-	-	965,741
1317	12650	Basketball	0.000	0.000	0.000	0.000	0.000	4.500	519,024	-	191,728	-	-	710,752	-	270,863	-	981,615
1317	12651	Athletics Bus Off	0.000	0.000	0.000	3.000	0.000	1.500	238,182	-	10,740	-	-	248,922	-	-	-	248,922
1317	12652	Football	0.000	0.000	0.000	0.500	0.000	13.500	1,318,266	-	143,362	-	-	1,461,628	-	1,828,322	-	3,289,950
1317	12653	Golf - Men	0.000	0.000	0.000	0.000	0.000	0.231	28,752	-	1,620	-	-	30,372	-	79,002	-	109,374
1317	12654	Sports Information	0.000	0.000	0.000	1.500	0.000	3.500	216,270	1,000	74,340	-	-	291,610	-	-	-	291,610
1317	12655	Swimming	0.000	0.000	0.000	0.000	0.000	1.000	57,006	-	5,740	-	-	62,746	-	194,118	-	256,864
1317	12656	Training Room	0.000	0.000	0.000	0.000	0.000	5.000	235,722	-	26,840	-	-	262,562	-	-	-	262,562
1317	12657	Wrestling	0.000	0.000	0.000	0.000	0.000	3.000	167,514	-	9,480	-	-	176,994	-	191,861	-	368,855
1317	12658	Equipment Room	0.000	0.000	0.000	2.000	0.000	0.000	83,676	5,000	8,240	-	-	96,916	-	-	-	96,916
1317	12659	Academic Counselor	0.000	0.000	0.000	1.000	0.000	4.000	211,872	-	52,100	-	-	263,972	-	250,000	-	513,972
1317	12660	Ticket Office	0.000	0.000	0.000	1.000	0.000	1.500	86,640	-	54,860	-	-	141,500	-	-	-	141,500
1317	12661	Basketball - Women	0.000	0.000	0.000	0.500	0.000	5.000	447,516	-	125,425	-	-	572,941	-	316,006	-	888,947
1317	12662	Swimming - Women	0.000	0.000	0.000	0.000	0.000	2.500	117,006	-	5,740	-	-	122,746	-	293,434	-	416,180
1317	12663	Track - Women	0.000	0.000	0.000	0.000	0.000	2.000	99,771	-	3,240	-	-	103,011	-	383,722	-	486,733
1317	12664	Track - Men	0.000	0.000	0.000	0.000	0.000	1.500	83,769	-	4,860	-	-	88,629	-	261,834	-	350,463
1317	12665	Volleyball - Women	0.000	0.000	0.000	0.000	0.000	3.000	196,818	-	25,480	-	-	222,298	-	248,291	-	470,589
1317	12666	Golf - Women	0.000	0.000	0.000	0.000	0.000	0.626	36,602	-	1,620	-	-	38,222	-	112,859	-	151,081
1317	12667	Soccer - Women	0.000	0.000	0.000	0.000	0.000	2.500	134,766	-	9,860	-	-	144,626	-	148,367	-	292,993
1317	12668	Tennis-Women	0.000	0.000	0.000	0.000	0.000	1.500	66,006	-	9,240	-	-	75,246	-	94,415	-	169,661
		TOTAL ATHLETICS (Division 101)	1.000	0.000	0.000	27.000	1.000	63.857	5,610,452	31,000	1,116,944	-	-	6,758,396	151,138	4,673,094	-	11,582,628
1100	12069	Employer Paid Benefits	0.000	0.000	0.000	0.000	0.000	0.000	-	-	-	-	24,430,046	24,430,046	-	-	-	24,430,046
1100	12072	Accrued Limited Service	0.000	0.000	0.000	0.000	0.000	0.000	-	-	-	-	38,058	38,058	-	-	-	38,058
1100	12498	Employer Paid Benefits	0.000	0.000	0.000	0.000	0.000	0.000	-	-	-	-	4,485,199	4,485,199	-	-	-	4,485,199
1100	12274	Employer Paid Benefits	0.000	0.000	0.000	0.000	0.000	0.000	-	-	-	-	3,016,990	3,016,990	-	-	-	3,016,990
1100	12000	Employer Paid Benefits	0.000	0.000	0.000	0.000	0.000	0.000	-	-	-	-	4,951,409	4,951,409	-	-	-	4,951,409
1100	12445	Employer Paid Benefits	0.000	0.000	0.000	0.000	0.000	0.000	-	-	-	-	2,272,520	2,272,520	-	-	-	2,272,520
1100	12348	Employer Paid Benefits	0.000	0.000	0.000	0.000	0.000	0.000	-	-	-	-	6,775,571	6,775,571	-	-	-	6,775,571
1100	12282	Employer Paid Benefits	0.000	0.000	0.000	0.000	0.000	0.000	-	-	-	-	4,432,688	4,432,688	-	-	-	4,432,688
1317	12644	Employer Paid Benefits	0.000	0.000	0.000	0.000	0.000	0.000	-	-	-	-	1,989,338	1,989,338	-	-	-	1,989,338
		TOTAL EPB (Division 160)	0.000	0.000	0.000	0.000	0.000	0.000	-	-	-	-	52,391,819	52,391,819	-	-	-	52,391,819
1100	12160	Univ Honors Program	1.000	0.000	0.000	1.000	0.000	0.000	142,236	-	53,887	85,115	-	281,238	31,576	-	-	312,814
1100	12243	Summer Session Academic Affair	0.000	0.000	0.000	0.000	0.000	0.000	-	-	217,325	-	-	217,325	-	-	-	217,325
1100	12254	ROTC-Air Force	0.000	0.000	0.000	1.000	0.000	0.000	30,168	-	-	-	-	30,168	11,347	-	-	41,515
1100	12255	ROTC-Army	0.000	0.000	0.000	1.000	0.000	0.000	36,660	-	113	-	-	36,773	12,984	-	-	49,757
1100	12257	GA Training	0.000	0.000	0.000	0.000	0.000	0.000	-	-	8,080	-	-	8,080	40,905	-	-	48,985
1100	12271	Summer Scholars Inst	0.000	0.000	0.000	1.000	0.000	0.000	35,292	-	65,020	-	-	100,312	90,995	-	-	191,307

BUDGET DETAILS FOR FY2013 SECTION I ACCOUNTS - BY DIVISION

FUND	ORG	ACCOUNT NAME	ACAD				ADMIN		CON-	FULL-TIME	OVER-	PART-TIME	GRAD	EMPLOYER	TOTAL	SUPPORT	GRANT	NON-OP	TOTAL
			ADMIN	FACULTY	PRO	STAFF	PRO	TRACT	PERSONAL	TIME	PERSONAL	ASSIST	PAID	PERSONAL	SERVICES	SERVICES	SERVICES	PAYMENT	
			FTE	FTE	FTE	FTE	FTE	FTE	1000	1100	1200	1400	1900	1000-1900	2000	6000	8000		
1100	18726	African-Amer Visiting Faculty	0.000	1.000	0.000	0.000	0.000	0.000	53,508	-	22,496	-	-	76,004	3,552	-	-	79,556	
1100	18795	Ecology	0.000	0.000	0.000	0.000	0.000	0.000	-	-	-	-	-	-	15,500	-	-	15,500	
1100	18796	Molecular&Cellular Life Scienc	0.000	0.000	0.000	0.000	0.000	0.000	-	-	-	-	-	-	16,940	-	-	16,940	
1100	18797	Neuroscience	0.000	0.000	0.000	0.000	0.000	0.000	-	-	-	-	-	-	15,500	-	-	15,500	
1100	18798	Reproductive Biology	0.000	0.000	0.000	0.000	0.000	0.000	-	-	-	-	-	-	15,500	-	-	15,500	
1100	12504	Enhncd Oil Recv-Engr	0.000	0.000	0.000	0.000	0.000	0.000	-	-	-	31,500	-	31,500	-	-	-	31,500	
1100	16298	Haub School Envir & Nat Res	0.000	0.000	4.500	2.500	0.000	0.000	346,230	-	406	-	-	346,636	34,801	-	-	381,437	
1100	16948	WyGisc	0.000	0.000	2.500	1.000	0.000	0.000	201,186	-	33,396	-	-	234,582	30,930	-	-	265,512	
1100	12003	Univ Art Museum	1.000	0.000	3.000	4.000	0.000	0.000	455,352	-	44,135	-	-	499,487	7,974	-	-	507,461	
1100	12004	Grad Sch-Admin & Tch	0.000	0.000	0.000	0.000	0.000	0.000	-	-	-	730,000	-	730,000	-	-	-	730,000	
1100	12013	Amer Herit Ctr	1.962	7.303	0.000	3.900	0.000	0.000	659,292	-	47,140	-	-	706,432	4,500	-	-	710,932	
1100	12018	Center for Teaching Excellence	1.000	0.000	2.000	1.000	0.000	0.000	230,976	-	11,000	-	-	241,976	35,790	-	-	277,766	
1100	12023	Academic Affairs	0.000	0.000	0.000	0.000	0.000	0.000	-	-	-	-	-	-	91,250	-	-	91,250	
1100	16051	Undeclared Computer Fee	0.000	0.000	0.000	0.000	0.000	0.000	-	-	-	-	-	-	37,550	-	-	37,550	
1100	16863	PACMWA	0.000	0.000	0.000	0.000	0.000	0.000	-	-	-	-	-	-	67,688	-	-	67,688	
1100	17788	Academic Success Center LEARN	0.000	0.000	0.000	1.000	0.000	0.000	41,280	-	11,790	-	-	53,070	100,846	-	-	153,916	
1100	20065	Instructional Excellence	0.000	0.000	0.000	0.000	0.000	0.000	-	-	-	-	-	-	150,000	-	-	150,000	
1100	12463	UW Rifle Team	0.000	0.000	0.000	0.000	0.000	0.000	-	-	-	-	-	-	4,130	-	-	4,130	
1100	17866	Study Abroad	0.000	0.000	0.000	1.500	0.000	0.000	64,110	-	69	-	-	64,179	6,619	-	-	70,798	
1100	18157	Synergy	0.000	0.000	0.000	0.000	0.000	0.000	-	-	49,270	-	-	49,270	21,676	-	-	70,946	
1100	19001	Intl Programs/Immigration	0.000	0.000	0.000	1.000	0.000	0.000	50,292	-	-	-	-	50,292	38,090	-	-	88,382	
1100	12365	VP Academic Affairs	0.000	0.000	0.000	0.000	0.000	0.000	-	-	11,864	-	-	11,864	812,714	-	-	824,578	
1100	12389	Office of Academic Affairs	3.000	0.000	2.000	5.000	0.000	0.000	938,940	-	9,738	-	-	948,678	200,000	-	-	1,148,678	
1100	12394	International Progrms	1.000	0.000	0.000	1.511	0.000	0.000	153,124	-	19,045	-	-	172,169	6,193	-	-	178,362	
1100	12404	Faculty Senate	0.000	0.000	0.000	1.000	0.000	0.000	38,580	-	-	-	-	38,580	8,611	-	-	47,191	
1100	19543	International Programs VISA	0.000	0.000	0.000	0.000	0.000	0.000	-	-	-	-	-	-	14,250	-	-	14,250	
		TOTAL ACADEMIC AFFAIRS (Division 200)	8.962	8.303	14.000	27.411	0.000	0.000	3,477,226	-	604,774	846,615	-	4,928,615	1,928,411	-	-	6,857,026	
1100	12077	Sum Sess-A&S-EPB	0.000	0.000	0.000	0.000	0.000	0.000	-	-	-	-	103,754	103,754	-	-	-	103,754	
1100	12115	Instruction - A & S	0.000	0.000	1.000	1.481	0.000	0.000	96,522	-	57,324	-	-	153,846	50,000	-	-	203,846	
1100	12118	A & S Summer School	0.000	0.000	0.000	0.000	0.000	0.000	-	-	470,246	-	-	470,246	-	-	-	470,246	
1100	12120	Anthropology	1.000	12.000	1.000	1.000	0.000	0.000	970,116	-	-	-	-	970,116	61,918	-	-	1,032,034	
1100	12121	American Studies	0.500	4.000	0.000	1.000	0.000	0.000	372,966	-	18,000	-	-	390,966	9,500	-	-	400,466	
1100	12122	Art	1.000	9.000	2.000	2.000	0.000	0.000	806,496	-	27,660	-	-	834,156	51,194	-	-	885,350	
1100	12123	Botany	1.000	9.244	2.250	4.000	0.000	0.000	1,280,112	-	-	-	-	1,280,112	68,587	-	-	1,348,699	
1100	12125	Chemistry	1.000	12.000	4.000	4.000	0.000	0.000	1,471,380	-	-	-	-	1,471,380	183,486	-	-	1,654,866	
1100	12129	Comm/Mass Media	1.000	7.000	5.000	1.000	0.000	0.000	883,788	-	18,036	-	-	901,824	102,007	-	-	1,003,831	
1100	12130	English	4.000	20.000	13.000	4.000	0.000	0.000	2,339,512	-	62,505	-	-	2,402,017	85,182	-	-	2,487,199	
1100	12131	Religious Studies	1.000	4.000	1.000	0.000	0.000	0.000	444,000	-	37,814	-	-	481,814	23,750	-	-	505,564	
1100	12133	Geography	2.000	5.000	1.000	1.000	0.000	0.000	672,570	-	-	-	-	672,570	41,327	-	-	713,897	
1100	12134	Geology/Geophysics	1.000	16.000	4.444	8.500	0.000	0.000	1,944,008	-	40,281	-	-	1,984,289	100,082	-	-	2,084,371	
1100	12136	History	1.038	8.000	1.000	1.000	0.000	0.000	687,986	-	-	-	-	687,986	35,178	-	-	723,164	
1100	12137	Mathematics	2.000	18.000	5.500	3.000	0.000	0.000	2,046,066	-	5,418	-	-	2,051,484	78,138	-	-	2,129,622	
1100	12138	Mod & Class Lang	1.000	9.000	7.000	1.000	0.000	0.000	910,440	-	-	-	-	910,440	60,681	-	-	971,121	
1100	12139	Music	0.000	18.000	2.000	2.000	0.000	0.000	1,305,696	-	4,344	-	-	1,310,040	96,899	-	-	1,406,939	
1100	12142	Philosophy	1.000	5.000	0.000	0.000	0.000	0.000	457,068	-	-	-	-	457,068	23,699	-	-	480,767	
1100	12144	Physics & Astronomy	1.000	10.000	3.000	2.000	0.000	0.000	1,154,884	-	-	-	-	1,154,884	164,251	-	-	1,319,135	
1100	12148	Political Science	1.000	8.000	0.000	2.000	0.000	0.000	748,752	-	-	-	-	748,752	41,027	-	-	789,779	
1100	12149	Intl Studies	1.000	2.000	1.000	2.000	0.000	0.000	342,240	-	-	-	-	342,240	24,487	-	-	366,727	

BUDGET DETAILS FOR FY2013 SECTION I ACCOUNTS - BY DIVISION

FUND	ORG	ACCOUNT NAME	ACAD				ADMIN		CON-TRACT	FULL-TIME PERSONAL SERVICES	OVER-TIME	PART-TIME PERSONAL SERVICES	GRAD ASSIST	EMPLOYER PAID BENEFITS	TOTAL PERSONAL SERVICES	SUPPORT SERVICES	GRANT & AID PAYMENT	NON-OP EXPEND	TOTAL
			ADMIN FTE	FACULTY FTE	PRO FTE	STAFF FTE	PRO FTE	FTE	1000	1100	1200	1400	1900	1000-1900	2000	6000	8000		
1100	12151	Psychology	1.000	11.751	2.000	3.000	0.000	0.000	1,184,508	-	-	-	-	1,184,508	78,800	-	-	1,263,308	
1100	12153	Sociology	2.000	6.000	0.000	1.000	0.000	0.000	768,662	-	-	-	-	768,662	34,483	-	-	803,145	
1100	12154	Statistics	1.000	5.000	0.000	1.000	0.000	0.000	509,258	-	-	-	-	509,258	27,747	-	-	537,005	
1100	12155	Theatre Dance	1.000	12.000	3.000	3.000	0.000	0.000	1,182,704	-	-	-	-	1,182,704	86,922	-	-	1,269,626	
1100	12156	Zoology & Physiology	2.499	17.784	2.898	6.500	0.000	0.000	2,214,465	-	-	-	-	2,214,465	130,679	-	-	2,345,144	
1100	12159	Natural Science Prog	1.000	0.000	0.000	0.000	0.000	0.000	65,868	-	-	-	-	65,868	-	-	-	65,868	
1100	12180	Criminal Justice	1.000	6.000	2.000	1.000	0.000	0.000	708,132	-	-	-	-	708,132	36,642	-	-	744,774	
1100	12181	Women's Studies	1.000	3.000	0.000	1.000	0.000	0.000	347,544	-	-	-	-	347,544	23,750	-	-	371,294	
1100	16358	Chicano Studies	1.000	0.000	0.000	0.000	0.000	0.000	89,832	-	-	-	-	89,832	19,000	-	-	108,832	
1100	18028	Engl Master of Fine Arts Progr	0.000	0.000	0.000	0.000	0.000	0.000	-	-	-	-	-	-	10,830	-	-	10,830	
1100	18041	Biology Program	0.000	0.000	2.250	2.000	0.000	0.000	206,910	-	-	-	-	206,910	60,827	-	-	267,737	
1100	12502	Div Research Support	0.000	0.000	0.000	8.194	0.000	0.000	487,074	-	-	-	-	487,074	5,978	-	-	493,052	
1100	12277	Cultural Outreach	0.000	0.000	0.000	1.000	0.000	0.000	55,536	-	-	-	-	55,536	38,038	-	-	93,574	
1100	12025	Observatory	0.000	0.000	0.000	2.000	0.000	0.000	116,040	-	-	-	-	116,040	-	-	-	116,040	
1100	12028	Dean's Office-Arts&Sciences	3.000	0.000	0.000	6.000	0.000	0.000	750,984	-	75,516	-	-	826,500	-	-	-	826,500	
1100	16052	A&S College Computer Fee	0.000	0.000	0.000	0.000	0.000	0.000	-	-	-	-	-	-	187,175	-	-	187,175	
1100	12458	Cultural Affairs	0.000	0.000	0.000	0.000	0.000	0.000	-	-	-	-	-	-	84,350	-	-	84,350	
1100	12487	Afro American Educ	1.000	0.000	0.000	1.000	0.000	0.000	131,268	-	-	-	-	131,268	19,000	-	-	150,268	
1100	12488	Indian Education	1.000	0.000	0.000	0.000	0.000	0.000	95,412	-	-	-	-	95,412	19,000	-	-	114,412	
		TOTAL ARTS & SCIENCES (Division 210)	38.037	237.779	66.342	77.675	0.000	0.000	27,848,799	-	817,144	-	103,754	28,769,697	2,164,614	-	-	30,934,311	
1100	12076	Sum Sess-Ag-EPB	0.000	0.000	0.000	0.000	0.000	0.000	-	-	-	-	5,513	5,513	-	-	-	5,513	
1100	15206	Instr-Admin-Supp	0.000	0.000	0.000	0.000	0.000	0.000	-	-	1,500	-	-	1,500	43,500	-	-	45,000	
1100	15209	Instruction-Microbiology-Coop	0.000	0.000	0.000	0.000	0.000	0.000	-	-	-	-	-	-	15,000	-	-	15,000	
1100	15210	Instr-Ac Prog-Supp	0.000	0.000	0.000	0.000	0.000	0.000	-	-	-	-	-	-	49,150	-	-	49,150	
1100	15211	Instr-Ac Prog-Summ School	0.000	0.000	0.000	0.000	0.000	0.000	-	-	24,987	-	-	24,987	-	-	-	24,987	
1100	15230	Instr-Ag Econ-PR	0.333	4.168	0.334	0.584	0.000	0.000	420,017	-	18,000	-	-	438,017	-	-	-	438,017	
1100	15239	Instr-Ag Econ-Supp	0.000	0.000	0.104	0.000	0.000	0.000	6,720	-	-	-	-	6,720	36,588	-	-	43,308	
1100	15240	Instr-An Sci-PR	0.250	5.433	0.780	3.404	0.000	0.000	616,656	-	18,000	-	-	634,656	-	-	-	634,656	
1100	15249	Instr-An Sci-Supp	0.000	0.000	0.207	0.128	0.000	0.000	15,207	-	540	-	-	15,747	42,705	-	-	58,452	
1100	15250	Instr-FCS-PR	0.334	5.917	3.084	1.251	0.000	0.000	659,378	-	18,000	-	-	677,378	-	-	-	677,378	
1100	15259	Instr-FCS-Supp	0.000	0.000	1.833	1.000	0.000	0.000	88,458	-	-	-	-	88,458	-	-	-	88,458	
1100	15260	Instr-Mol Bio-PR	0.500	6.085	1.000	2.751	0.000	0.000	667,071	-	35,000	-	-	702,071	-	-	-	702,071	
1100	15269	Instr-Mol Bio-Supp	0.000	0.000	0.500	0.000	0.000	0.000	21,186	-	-	-	-	21,186	49,126	-	-	70,312	
1100	15270	Instr-PS-PR	0.667	1.665	1.019	0.335	0.000	0.000	246,651	-	27,500	-	-	274,151	-	-	-	274,151	
1100	15279	Instr-PS-Supp	0.000	0.000	0.000	0.000	0.000	0.000	-	-	-	-	-	-	26,910	-	-	26,910	
1100	15280	Instr-REWM-PR	0.334	8.001	0.000	1.085	0.000	0.000	729,556	-	25,356	-	-	754,912	-	-	-	754,912	
1100	15289	Instr-REWM-Supp	0.000	0.000	0.000	0.000	0.000	0.000	-	-	1,600	-	-	1,600	98,505	-	-	100,105	
1100	15290	Instr-Vet Sci-PR	0.000	3.916	0.000	0.329	0.000	0.000	395,916	-	18,000	-	-	413,916	-	-	-	413,916	
1100	15299	Instr-Vet Sci-Supp	0.000	0.000	0.000	0.000	0.000	0.000	-	-	-	-	-	-	39,876	-	-	39,876	
1100	15300	Instr-Admin-PR	1.334	0.000	0.083	3.750	0.000	0.000	389,321	-	84,381	-	-	473,702	-	-	-	473,702	
1100	20388	Hydrology	0.000	0.000	0.000	0.000	0.000	0.000	-	-	-	-	-	-	15,500	-	-	15,500	
1100	15408	Brucellosis Testing & Research	0.000	0.000	0.000	0.000	0.000	0.000	-	-	42,000	-	-	42,000	58,000	-	-	100,000	
1100	15418	Brucellosis Vaccine Research	0.000	0.000	0.000	0.000	0.000	0.000	-	-	-	-	-	-	100,000	-	-	100,000	
1100	15410	St AES-R&E Admin-Supp	0.000	0.000	0.000	0.000	0.000	0.000	-	-	348	-	-	348	20,000	-	-	20,348	
1100	15411	SAREC R&E-PR/Supp	0.388	0.000	0.000	7.500	0.000	0.000	346,495	-	11,421	-	-	357,916	123,750	-	-	481,666	
1100	15412	Greenhouse-R&E Support	0.000	0.000	0.000	2.750	0.000	0.000	106,164	-	-	-	-	106,164	3,500	-	-	109,664	
1100	15413	Powell R&E-PR/Supp	0.000	0.000	0.000	4.417	0.000	0.000	188,003	-	13,770	-	-	201,773	52,500	-	-	254,273	
1100	15414	Sheridan R&E-PR/Supp	0.667	0.000	0.000	3.000	0.000	0.000	175,268	-	11,250	-	-	186,518	51,000	-	-	237,518	

BUDGET DETAILS FOR FY2013 SECTION I ACCOUNTS - BY DIVISION

FUND	ORG	ACCOUNT NAME	ACAD				ADMIN		CON-	FULL-TIME	OVER-	PART-TIME	GRAD	EMPLOYER	TOTAL	SUPPORT	GRANT	NON-OP	TOTAL
			PRO	STAFF	PRO	TRACT	PERSONAL	TIME	PERSONAL	ASSIST	PAID	PERSONAL	SUPPORT	& AID	EXPEND				
			FTE	FTE	FTE	FTE	FTE	FTE	1000	1100	1200	1400	1900	1000-1900	2000	6000	8000		
1100	15415	Laramie R&E-PR/Supp	1.000	0.000	0.000	0.666	0.000	0.000	91,516	-	-	-	-	91,516	3,000	-	-	94,516	
1100	15416	Stock Farm	0.000	0.000	0.000	4.667	0.000	0.000	188,682	-	15,744	-	-	204,426	50,000	-	-	254,426	
1100	15417	LREC Meat Lab	0.000	0.000	0.000	0.750	0.000	0.000	27,765	-	30,696	-	-	58,461	24,000	-	-	82,461	
1100	12210	AES-Ag Engineering	0.000	0.000	0.000	0.463	0.000	0.000	29,732	-	-	-	-	29,732	-	-	-	29,732	
1100	15400	St AES-Admin-Supp	0.000	0.000	0.000	0.000	0.000	0.000	-	-	780	-	-	780	25,000	-	-	25,780	
4020	15401	Sect 1-MS 4 Admin-Supp	0.000	0.000	0.000	0.000	0.000	0.000	-	-	-	-	-	-	8,720	-	-	8,720	
4021	15402	Sect 1-MS 1-3 Admin-Supp	0.000	0.000	0.000	0.000	0.000	0.000	-	-	-	-	-	-	20,736	-	-	20,736	
4011	15403	Sect 1-HF 1-3 Admin-Supp	0.000	0.000	0.000	0.000	0.000	0.000	-	-	-	-	-	-	30,000	-	-	30,000	
4010	15404	Sect 1-HF 4 Admin-Supp	0.000	0.000	0.000	0.000	0.000	0.000	-	-	-	-	-	-	35,000	-	-	35,000	
4030	15405	Sect 1-RRF 4 Admin-Supp	0.000	0.000	0.000	0.000	0.000	0.000	-	-	-	-	-	-	25,000	-	-	25,000	
4031	15406	Sect 1-RRF 1-3 Admin-Supp	0.000	0.000	0.000	0.000	0.000	0.000	-	-	-	-	-	-	35,000	-	-	35,000	
1100	15409	AES-Ag Dean Support	0.000	0.000	0.000	0.000	0.000	0.000	-	-	-	-	-	-	45,000	-	-	45,000	
1100	15500	St AES-Admin-PR	1.000	0.000	0.000	3.666	0.000	0.000	319,407	-	53,431	-	-	372,838	-	-	-	372,838	
4020	15501	Sect 1-MS 4 Admin-PR	0.000	0.000	0.000	0.000	0.000	0.000	-	-	20,926	-	-	20,926	-	-	-	20,926	
4021	15502	Sect 1-MS 1-3 Admin-PR	0.000	0.000	0.000	0.000	0.000	0.000	-	-	26,929	-	-	26,929	-	-	-	26,929	
4011	15503	Sect 1-HF 1-3 Admin-PR	0.333	0.000	0.000	0.334	0.000	0.000	70,990	-	144,279	-	-	215,269	-	-	-	215,269	
4010	15504	Sect 1-HF 4 Admin-PR	0.000	0.000	0.000	0.167	0.000	0.000	8,646	-	59,876	-	-	68,522	-	-	-	68,522	
4030	15505	Sect 1-RRF 4 Admin-PR	0.000	0.000	0.000	0.000	0.000	0.000	-	-	62,726	-	-	62,726	-	-	-	62,726	
4031	15506	Sect 1-RRF 1-3 Admin-PR	0.000	0.000	0.000	0.249	0.000	0.000	10,921	-	153,632	-	-	164,553	-	-	-	164,553	
1100	15430	St AES-Ag Econ-Supp	0.000	0.000	0.000	0.000	0.000	0.000	-	-	-	-	-	-	22,996	-	-	22,996	
1100	15530	St AES-Ag Econ-PR	0.167	3.916	0.557	0.583	0.000	0.000	409,715	-	-	-	-	409,715	-	-	-	409,715	
4011	15533	Sect 1-HF 1-3 Ag Econ-PR	0.000	0.750	0.000	0.083	0.000	0.000	59,504	-	8,000	-	-	67,504	-	-	-	67,504	
4010	15534	Sect 1-HF 4 Ag Econ-PR	0.167	0.250	0.000	0.000	0.000	0.000	39,170	-	-	-	-	39,170	-	-	-	39,170	
4030	15535	Sect 1-RRF 4 Ag Econ-PR	0.000	0.250	0.000	0.000	0.000	0.000	18,375	-	-	-	-	18,375	-	-	-	18,375	
4031	15536	Sect 1-RRF 1-3 Ag Econ-PR	0.000	0.167	0.224	0.083	0.000	0.000	37,589	-	-	-	-	37,589	-	-	-	37,589	
4021	15538	Sect 1-MS 1-3 Ag Econ-PR	0.000	0.083	0.000	0.000	0.000	0.000	6,125	-	-	-	-	6,125	-	-	-	6,125	
1100	15440	St AES-An Sci-Supp	0.000	0.000	0.620	0.000	0.000	0.000	27,274	-	-	-	-	27,274	2,234	-	-	29,508	
1100	15540	St AES-An Sci-PR	0.250	6.518	4.000	2.917	0.000	0.000	820,084	-	-	-	-	820,084	-	-	-	820,084	
4011	15543	Sect 1-HF 1-3 An Sci-PR	0.000	0.750	0.000	0.417	0.000	0.000	77,607	-	8,000	-	-	85,607	-	-	-	85,607	
4031	15546	Sect 1-RRF 1-3 An Sci-PR	0.000	0.083	0.000	0.167	0.000	0.000	12,063	-	-	-	-	12,063	-	-	-	12,063	
1100	15450	St AES-FCS-Supp	0.000	0.000	0.667	0.000	0.000	0.000	16,872	-	-	-	-	16,872	796	-	-	17,668	
1100	15550	St AES-FCS-PR	0.333	4.333	0.000	0.833	0.000	0.000	379,829	-	-	-	-	379,829	-	-	-	379,829	
4011	15553	Sect 1-HF 1-3 FCS-PR	0.000	0.166	0.000	0.083	0.000	0.000	14,535	-	8,000	-	-	22,535	-	-	-	22,535	
4031	15556	Sect 1-RRF 1-3 FCS-PR	0.000	0.083	0.000	0.083	0.000	0.000	9,000	-	-	-	-	9,000	-	-	-	9,000	
1100	15460	St AES-Mol Bio-Supp	0.000	0.000	0.500	0.000	0.000	0.000	21,186	-	-	-	-	21,186	16,838	-	-	38,024	
1100	15560	St AES-Mol Bio-PR	0.500	9.016	4.000	3.999	0.000	0.000	1,132,114	-	25,000	-	-	1,157,114	-	-	-	1,157,114	
4011	15563	Sect 1-HF 1-3 Mol Bio-PR	0.000	0.167	0.000	0.250	0.000	0.000	22,381	-	8,000	-	-	30,381	-	-	-	30,381	
4010	15564	Sect 1-HF 4 Mol Bio-PR	0.000	0.167	0.000	0.000	0.000	0.000	15,500	-	-	-	-	15,500	-	-	-	15,500	
1100	15470	St AES-PS-Supp	0.000	0.000	0.145	0.000	0.000	0.000	7,992	-	-	-	-	7,992	11,328	-	-	19,320	
1100	15570	St AES-PS-PR	1.437	2.250	2.066	2.500	0.000	0.000	492,497	-	4,839	-	-	497,336	-	-	-	497,336	
4011	15573	Sect 1-HF 1-3 PS-PR	0.000	0.501	0.000	0.166	0.000	0.000	41,620	-	8,000	-	-	49,620	-	-	-	49,620	
4031	15576	Sect 1-RRF 1-3 PS-PR	0.083	0.416	0.000	0.333	0.000	0.000	50,823	-	-	-	-	50,823	-	-	-	50,823	
4021	15578	Sect 1-MS 1-3 PS-PR	0.000	0.167	0.000	0.000	0.000	0.000	11,668	-	-	-	-	11,668	-	-	-	11,668	
1100	15480	St AES-REWM-Supp	0.000	0.000	0.000	0.000	0.000	0.000	-	-	-	-	-	-	39,992	-	-	39,992	
1100	15580	St AES-REWM-PR	0.333	8.924	1.301	1.314	0.000	0.000	908,216	-	9,373	-	-	917,589	-	-	-	917,589	
4011	15583	Sect 1-HF 1-3 REWM-PR	0.000	0.083	0.000	0.083	0.000	0.000	8,797	-	8,000	-	-	16,797	-	-	-	16,797	
4010	15584	Sect 1-HF 4 REWM-PR	0.000	0.166	0.000	0.000	0.000	0.000	11,960	-	-	-	-	11,960	-	-	-	11,960	
4030	15585	Sect 1-RRF 4 RR-PR	0.000	0.000	0.000	0.083	0.000	0.000	3,473	-	-	-	-	3,473	-	-	-	3,473	
4031	15586	Sect 1-RRF 1-3 RR-PR	0.000	0.249	0.000	0.000	0.000	0.000	19,695	-	-	-	-	19,695	-	-	-	19,695	

BUDGET DETAILS FOR FY2013 SECTION I ACCOUNTS - BY DIVISION

FUND	ORG	ACCOUNT NAME	ACAD				ADMIN		CON-	FULL-TIME	OVER-	PART-TIME	GRAD	EMPLOYER	TOTAL	SUPPORT	GRANT	NON-OP	TOTAL
			ADMIN	FACULTY	PRO	STAFF	PRO	TRACT	PERSONAL	TIME	PERSONAL	ASSIST	PAID	PERSONAL	SERVICES	SERVICES	& AID	EXPEND	
			FTE	FTE	FTE	FTE	FTE	FTE	1000	1100	1200	1400	1900	1000-1900	2000	6000	8000		
4021	15588	Sect 1-MS 1-3 REWM-PR	0.000	0.250	0.000	0.083	0.000	0.000	23,481	-	-	-	-	23,481	-	-	-	23,481	
1100	15490	St AES-Vet Sci-Supp	0.000	0.000	0.000	0.000	0.000	0.000	-	-	-	-	-	-	30,672	-	-	30,672	
1100	15491	St AES-Vet Lab-Supp	0.000	0.000	0.500	1.000	0.000	0.000	61,104	-	-	-	-	61,104	36,516	-	-	97,620	
1100	15590	St AES-Vet Sci-PR	0.000	6.835	0.000	10.066	0.000	0.000	1,204,430	-	-	-	-	1,204,430	-	-	-	1,204,430	
4011	15593	Sect 1-HF 1-3 Vet Sci-PR	0.000	0.416	0.000	0.496	0.000	0.000	69,125	-	8,000	-	-	77,125	-	-	-	77,125	
4010	15594	Sect 1-HF 4 Vet Sci-PR	0.000	0.250	0.000	0.000	0.000	0.000	28,128	-	-	-	-	28,128	-	-	-	28,128	
1100	15700	St CES-Admin-Supp	0.000	0.000	0.000	0.000	0.000	0.000	-	-	3,060	-	-	3,060	28,000	-	-	31,060	
1100	15701	St CES-Ag Dean-Supp	0.000	0.000	0.000	0.000	0.000	0.000	-	-	-	-	-	-	45,000	-	-	45,000	
4041	15703	Sect 1-S/L 1-3 Admin-Supp	0.000	0.000	0.000	0.000	0.000	0.000	-	-	-	-	-	-	50,000	-	-	50,000	
4040	15704	Sect 1-S/L 4 Admin-Supp	0.000	0.000	0.000	0.000	0.000	0.000	-	-	-	-	-	-	20,000	-	-	20,000	
1100	15713	St CES-Penalty Mail Supp	0.000	0.000	0.000	0.000	0.000	0.000	-	-	-	-	-	-	12,750	-	-	12,750	
1100	15714	St CES-4H-Supp	0.000	0.000	0.000	0.000	0.000	0.000	-	-	1,872	-	-	1,872	60,000	-	-	61,872	
4041	15715	Sect 1-S/L 1-3 Admin Trav-Supp	0.000	0.000	0.000	0.000	0.000	0.000	-	-	-	-	-	-	30,000	-	-	30,000	
1100	15730	St CES-Ag Econ-Supp	0.000	0.000	0.000	0.000	0.000	0.000	-	-	2,000	-	-	2,000	12,090	-	-	14,090	
1100	15740	St CES-An Sci-Supp	0.000	0.000	0.000	0.000	0.000	0.000	-	-	-	-	-	-	6,665	-	-	6,665	
1100	15750	St CES-FCS-Supp	0.000	0.000	0.333	0.000	0.000	0.000	8,436	-	-	-	-	8,436	-	-	-	8,436	
1100	15770	St CES-PS-Supp	0.000	0.000	0.000	0.000	0.000	0.000	-	-	-	-	-	-	11,468	-	-	11,468	
1100	15780	St CES-REWM-Supp	0.000	0.000	0.000	0.000	0.000	0.000	-	-	450	-	-	450	8,700	-	-	9,150	
1100	15790	St CES-Vet Sci-Supp	0.000	0.000	0.000	0.000	0.000	0.000	-	-	-	-	-	-	415	-	-	415	
1100	15800	St CES-Admin-PR	2.488	0.000	45.815	15.698	0.000	0.000	3,520,571	-	140,855	-	-	3,661,426	-	-	-	3,661,426	
4041	15801	Sect 1-S/L 1-3 Fed Retirement	0.000	0.000	0.000	0.000	0.000	0.000	-	-	-	-	45,000	45,000	-	-	-	45,000	
4040	15802	Sect 1-S/L 4 Fed Retirement	0.000	0.000	0.000	0.000	0.000	0.000	-	-	-	-	15,000	15,000	-	-	-	15,000	
4041	15803	Sect 1-S/L 1-3 Admin-PR	0.000	0.000	2.337	0.250	0.000	0.000	167,425	-	120,988	-	-	288,413	-	-	-	288,413	
4040	15804	Sect 1-S/L 4 Admin-PR	0.000	0.083	1.958	0.250	0.000	0.000	155,450	-	86,501	-	-	241,951	-	-	-	241,951	
4041	15805	Sect 1-S/L 1-3 Uee Multist Act	0.000	0.000	0.499	0.000	0.000	0.000	30,913	-	-	-	-	30,913	-	-	-	30,913	
4041	15807	Sect 1-S/L 1-3 UEE Int Act PR	0.000	0.000	0.166	0.000	0.000	0.000	8,912	-	-	-	-	8,912	-	-	-	8,912	
4041	15813	Sect 1-S/L 1-3	0.166	2.833	1.084	0.083	0.000	0.000	347,016	-	-	-	-	347,016	-	-	-	347,016	
4041	15823	Sect 1-S/L 1-3	0.000	0.083	0.408	0.000	0.000	0.000	30,604	-	-	-	-	30,604	-	-	-	30,604	
1100	15830	St CES-Ag Econ-PR	0.333	1.666	3.289	0.667	0.000	0.000	373,102	-	10,000	-	-	383,102	-	-	-	383,102	
1100	15840	St CES-An Sci-PR	0.500	1.416	0.333	0.550	0.000	0.000	214,217	-	10,000	-	-	224,217	-	-	-	224,217	
1100	15850	St CES-FCS-PR	1.000	0.417	0.667	0.750	0.000	0.000	211,880	-	10,000	-	-	221,880	-	-	-	221,880	
1100	15870	St CES-PS-PR	0.771	1.584	2.000	1.250	0.000	0.000	365,237	-	19,678	-	-	384,915	-	-	-	384,915	
1100	15880	St CES-REWM-PR	0.250	2.001	0.884	0.833	0.000	0.000	248,928	-	11,339	-	-	260,267	-	-	-	260,267	
1100	15890	St CES-Vet Sci-PR	0.000	0.083	0.000	0.164	0.000	0.000	18,472	-	10,000	-	-	28,472	-	-	-	28,472	
1100	16048	Ag College Computer Fee	0.000	0.000	0.000	0.000	0.000	0.000	-	-	-	-	-	-	48,000	-	-	48,000	
1100	15520	Rodeo Team-PR/Supp	0.000	0.000	0.750	0.000	0.000	0.000	33,894	-	-	-	-	33,894	56,924	-	-	90,818	
1100	15420	Phys Plant Support-Stock Farm	0.000	0.000	0.000	0.000	0.000	0.000	-	-	-	-	-	-	7,295	-	-	7,295	
		TOTAL AGRICULTURE (Division 220)	15.918	92.557	84.047	89.363	0.000	0.000	17,616,715	-	1,442,627	-	65,513	19,124,855	1,685,745	-	-	20,810,600	
1100	12078	Sum Sess-Business-EPB	0.000	0.000	0.000	0.000	0.000	0.000	-	-	-	-	12,623	12,623	-	-	-	12,623	
1100	12183	Instruction-Business	0.000	0.000	0.000	0.000	0.000	0.000	-	-	60,000	-	-	60,000	584,923	-	-	644,923	
1100	12185	Business Summer Sch	0.000	0.000	0.000	0.000	0.000	0.000	-	-	57,377	-	-	57,377	-	-	-	57,377	
1100	12186	Graduate Bus Programs-COB	0.000	0.000	0.000	1.000	0.000	0.000	35,004	-	-	-	-	35,004	-	-	-	35,004	
1100	12187	Accounting-COB	1.000	6.000	3.776	2.000	0.000	0.000	1,117,548	-	29,472	-	-	1,147,020	-	-	-	1,147,020	
1100	12189	Mgmt & Mktg - COB	0.000	16.881	1.000	2.000	0.000	0.000	1,990,680	-	3,500	-	-	1,994,180	-	-	-	1,994,180	
1100	12190	Econ & Finance - COB	2.324	15.826	0.000	2.000	0.000	0.000	2,068,092	-	29,116	-	-	2,097,208	-	-	-	2,097,208	
1100	18708	Sustainable Business	0.000	3.119	0.000	0.500	0.000	0.000	453,001	-	-	-	-	453,001	-	-	-	453,001	
1100	20063	MBA Tuition Differential	0.500	0.000	0.000	0.000	0.000	0.000	62,502	-	-	-	-	62,502	77,933	-	-	140,435	
1100	12029	Dean's Office-COB	2.000	0.000	0.000	5.000	0.000	0.000	568,634	-	16,488	-	-	585,122	-	-	-	585,122	

BUDGET DETAILS FOR FY2013 SECTION I ACCOUNTS - BY DIVISION

FUND	ORG	ACCOUNT NAME	ACAD				ADMIN		CON-	FULL-TIME	OVER-	PART-TIME	GRAD	EMPLOYER	TOTAL	SUPPORT	GRANT	NON-OP	TOTAL
			PRO	STAFF	PRO	TRACT	PERSONAL	TIME	PERSONAL	ASSIST	PAID	PERSONAL	SUPPORT	& AID	EXPEND				
			FTE	FTE	FTE	FTE	FTE	FTE	1000	1100	1200	1400	1900	1000-1900	2000	6000	8000		
1100	16053	Business College Computer Fee	0.000	0.000	0.000	0.000	0.000	0.000	-	-	-	-	-	-	58,000	-	-	58,000	
1100	12462	Academic Advising Ofc - COB	0.000	0.000	0.000	3.000	0.000	0.000	131,640	-	12,610	-	-	144,250	-	-	-	144,250	
		TOTAL BUSINESS (Division 230)	5.824	41.826	4.776	15.500	0.000	0.000	6,427,101	-	208,563	-	12,623	6,648,287	720,856	-	-	7,369,143	
1100	12080	Sum Sess-Engineering-EPB	0.000	0.000	0.000	0.000	0.000	0.000	-	-	-	-	12,291	12,291	-	-	-	12,291	
1100	12127	Computer Science	0.000	9.000	3.000	1.000	0.000	0.000	1,122,300	-	100	-	-	1,122,400	47,658	-	-	1,170,058	
1100	12207	Instruction-Engineer	0.000	0.000	2.030	8.665	0.000	0.000	567,083	-	162,961	4,350	-	734,394	62,052	-	-	796,446	
1100	12209	Engineering Sum Sch	0.000	0.000	0.000	0.000	0.000	0.000	-	-	22,709	5,000	-	27,709	-	-	-	27,709	
1100	12211	Atmospheric Science	1.000	6.724	1.676	4.089	0.700	0.000	1,245,705	-	-	-	-	1,245,705	25,883	-	-	1,271,588	
1100	12212	Civil/Arch Engineering	3.000	13.401	3.000	2.873	0.000	0.000	1,747,859	-	100	-	-	1,747,959	97,811	-	-	1,845,770	
1100	12214	Chemical Engineering	1.000	14.000	0.000	2.475	0.000	0.000	1,494,792	-	100	-	-	1,494,892	72,553	-	-	1,567,445	
1100	12218	Electr/Computer Engr	3.000	11.000	2.000	4.000	0.000	0.000	1,817,256	-	100	-	-	1,817,356	59,855	-	-	1,877,211	
1100	12220	Engineering Science	0.000	0.000	0.000	0.000	0.000	0.000	-	-	28,228	-	-	28,228	7,270	-	-	35,498	
1100	12221	Mechanical Engr	1.000	12.000	2.000	2.500	0.000	0.000	1,493,538	-	100	-	-	1,493,638	76,027	-	-	1,569,665	
1100	12031	Dean's Office-Engineering	1.000	0.000	0.000	2.000	0.000	0.000	308,520	-	-	-	-	308,520	4,500	-	-	313,020	
1100	12033	Eng Col Course Fees	0.000	0.000	0.000	0.000	0.000	0.000	-	-	-	-	-	-	140,000	-	-	140,000	
		TOTAL ENGINEERING (Division 240)	10.000	66.125	13.706	27.602	0.700	0.000	9,797,053	-	214,398	9,350	12,291	10,033,092	593,609	-	-	10,626,701	
1100	12081	Sum Sess-Health Sciences-EPB	0.000	0.000	0.000	0.000	0.000	0.000	-	-	-	-	28,016	28,016	-	-	-	28,016	
1100	12223	Inst-Health Science	0.000	0.000	0.000	0.000	0.000	0.000	-	-	-	-	-	-	182,964	-	-	182,964	
1100	12225	Health Sci Sum Sch	0.000	0.000	0.000	0.000	0.000	0.000	-	-	106,984	20,000	-	126,984	-	-	-	126,984	
1100	12226	Nursing	3.000	6.000	13.307	4.500	0.000	0.000	1,759,854	-	18,097	-	-	1,777,951	90,462	-	-	1,868,413	
1100	12231	Social Work	1.000	4.000	5.500	2.000	0.000	0.000	700,158	-	40,275	81,000	-	821,433	110,324	-	-	931,757	
1100	12233	Communication Disorders	2.000	6.000	5.522	2.000	0.000	0.000	1,037,408	-	5,310	-	-	1,042,718	39,956	-	-	1,082,674	
1100	12234	Pharmacy	3.000	17.900	3.000	4.000	0.000	0.000	2,213,972	-	10,858	-	-	2,224,830	176,583	-	-	2,401,413	
1100	12236	Kinesiology and Health	2.000	10.000	2.000	2.000	0.000	0.000	1,023,456	-	60,337	-	-	1,083,793	72,999	-	-	1,156,792	
1100	17804	Pharmacy Tuition Differential	0.000	7.000	1.000	2.000	0.000	0.000	783,492	-	33,882	-	-	817,374	289,818	-	-	1,107,192	
1100	18306	Division of Disability Studies	0.926	1.000	0.000	0.000	0.000	0.000	163,364	-	-	-	-	163,364	-	-	-	163,364	
1100	12034	Deans Off-Health Sci	1.000	1.000	0.102	5.000	0.000	0.000	541,177	-	24,861	-	-	566,038	-	-	-	566,038	
1100	16066	Health Sciences Computer Fee	0.000	0.000	0.000	0.000	0.000	0.000	-	-	-	-	-	-	82,000	-	-	82,000	
		TOTAL HEALTH SCIENCES (Division 250)	12.926	52.900	30.431	21.500	0.000	0.000	8,222,881	-	300,604	101,000	28,016	8,652,501	1,045,106	-	-	9,697,607	
1100	12238	Instruction - Law	2.000	16.592	0.000	6.000	2.000	0.000	2,584,791	-	92,070	-	-	2,676,861	158,951	-	-	2,835,812	
1100	20064	Law Tuition Differential	1.000	4.000	1.000	3.000	0.000	0.000	679,164	-	41,376	-	-	720,540	515,904	-	-	1,236,444	
1100	12007	Law Library Acq	0.000	0.000	0.000	0.000	0.000	0.000	-	-	-	-	-	-	1,058,385	-	-	1,058,385	
1100	12035	Deans Office - Law	1.000	0.000	0.000	1.600	0.000	0.000	267,735	-	-	-	-	267,735	-	-	-	267,735	
1100	16020	Law College Computer Fee	0.000	0.000	0.000	0.000	0.000	0.000	-	-	1,500	-	-	1,500	12,765	-	-	14,265	
		TOTAL LAW (Division 260)	4.000	20.592	1.000	10.600	2.000	0.000	3,531,690	-	134,946	-	-	3,666,636	1,746,005	-	-	5,412,641	
1100	12079	Sum Sess-Education-EPB	0.000	0.000	0.000	0.000	0.000	0.000	-	-	-	-	25,757	25,757	-	-	-	25,757	
1100	12191	Inst-Education	0.000	0.000	3.000	0.000	0.000	0.000	71,383	-	21,978	-	-	93,361	128,492	-	-	221,853	
1100	12193	Education Summer Sch	0.000	0.000	0.000	0.000	0.000	0.000	-	-	116,743	-	-	116,743	-	-	-	116,743	
1100	12194	Ed/Partnership	1.000	0.000	0.000	0.000	0.000	0.000	99,804	-	-	-	-	99,804	2,700	-	-	102,504	
1100	12195	ED/SMTC	0.000	0.000	0.000	1.000	0.000	0.000	30,168	-	-	-	-	30,168	15,000	-	-	45,168	
1100	12196	Undergrad Studies	1.000	0.000	0.000	5.000	0.000	0.000	318,600	-	-	-	-	318,600	25,000	-	-	343,600	
1100	12198	ED/Educational Studies	1.000	6.000	1.000	2.000	0.000	0.000	589,841	-	-	-	-	589,841	32,400	-	-	622,241	
1100	12202	Grad Studies&Research	0.000	0.000	0.000	0.000	0.000	0.000	-	-	-	-	-	-	16,000	-	-	16,000	
1100	12204	Education Crse Fees	0.000	0.000	0.000	0.000	0.000	0.000	-	-	12,000	-	-	12,000	57,365	-	-	69,365	
1100	16435	ED/Elem & Early Childhood Educ	1.000	16.000	4.000	1.000	0.000	0.000	1,378,572	-	-	-	-	1,378,572	82,800	-	-	1,461,372	

BUDGET DETAILS FOR FY2013 SECTION I ACCOUNTS - BY DIVISION

FUND	ORG	ACCOUNT NAME	ACAD		ADMIN		FULL-TIME		PART-TIME		EMPLOYER		TOTAL		GRANT & AID		NON-OP		TOTAL
			ADMIN FTE	FACULTY FTE	PRO FTE	STAFF FTE	PRO FTE	CON-TRACT FTE	PERSONAL SERVICES 1000	OVER-TIME 1100	PERSONAL SERVICES 1200	GRAD ASSIST 1400	PAID BENEFITS 1900	PERSONAL SERVICES 1000-1900	SUPPORT SERVICES 2000	PAYMENT 6000	8000	EXPEND	
1100	16436	ED/Secondary Education	2.000	6.000	1.000	1.000	0.000	0.000	650,076	-	-	-	-	650,076	36,000	-	-	-	686,076
1100	16462	ED/Special Education	0.000	1.000	0.000	0.000	0.000	0.000	63,408	-	-	-	-	63,408	-	-	-	-	63,408
1100	17724	ED/PR and College Climate	0.000	0.000	0.000	0.000	0.000	0.000	-	-	-	-	-	-	18,182	-	-	-	18,182
1100	19828	ED/Professional Studies	1.000	18.000	2.000	2.000	0.000	0.000	1,530,264	-	-	-	-	1,530,264	72,000	-	-	-	1,602,264
1100	12030	Dean's Office-Education	2.000	0.000	0.000	3.875	0.000	0.000	540,252	-	-	-	-	540,252	-	-	-	-	540,252
		TOTAL EDUCATION (Division 270)	9.000	47.000	11.000	15.875	0.000	0.000	5,272,368	-	150,721	-	25,757	5,448,846	485,939	-	-	-	5,934,785
1100	12083	Sum Sess-Outreach School EPB	0.000	0.000	0.000	0.000	0.000	0.000	-	-	-	5,500	5,500	-	-	-	-	-	5,500
1100	12240	Outreach School Dean	1.389	0.000	0.000	2.300	0.000	0.000	329,181	-	-	-	-	329,181	64,335	-	-	-	393,516
1100	12244	OTS - UWTV	1.000	0.000	0.000	0.000	0.000	0.000	82,008	-	-	-	-	82,008	-	-	-	-	82,008
1100	12245	Outreach Credit Prog Personnel	1.000	0.000	3.000	12.333	0.000	0.000	791,402	-	86,222	-	-	877,624	-	-	-	-	877,624
1100	12248	UW/CC Center	1.000	3.000	0.250	6.500	0.000	0.000	569,781	-	-	-	-	569,781	-	-	-	-	569,781
1100	12260	Correspondence Study	0.000	0.000	0.000	0.000	0.000	0.000	-	-	103,798	-	-	103,798	-	-	-	-	103,798
1100	12261	Regional Centers	0.000	0.000	0.000	10.000	0.000	0.000	445,194	-	27,852	-	-	473,046	-	-	-	-	473,046
1100	12263	Outreach Technology Services	0.000	0.000	0.000	3.000	0.000	0.000	149,604	-	-	-	-	149,604	-	-	-	-	149,604
1100	20062	Summer Session Outreach School	0.000	0.000	0.000	0.500	0.000	0.000	25,002	-	-	-	-	25,002	74,998	-	-	-	100,000
1100	12281	Wyoming Public Media Sect I	0.000	0.000	0.000	8.500	1.000	0.000	520,914	-	-	-	-	520,914	9,000	-	-	-	529,914
1100	12387	UW Articulation	0.000	0.000	0.000	1.000	0.000	0.000	46,764	-	-	-	-	46,764	-	-	-	-	46,764
		TOTAL OUTREACH (Division 280)	4.389	3.000	3.250	44.133	1.000	0.000	2,959,850	-	217,872	-	5,500	3,183,222	148,333	-	-	-	3,331,555
1100	12008	Library General	2.000	28.000	0.000	37.000	0.000	0.000	3,086,988	-	453,038	-	-	3,540,026	550,274	-	-	-	4,090,300
1100	12010	Library Acquisitions	0.000	0.000	0.000	0.000	0.000	0.000	-	-	-	-	-	-	9,677,781	-	-	-	9,677,781
1100	12012	Library-Casper	0.000	0.000	0.000	0.000	0.000	0.000	-	-	-	-	-	75,000	-	-	-	-	75,000
1100	19467	Digital Collections	0.000	1.000	0.000	0.000	0.000	0.000	52,200	-	31,450	-	-	83,650	916,350	-	-	-	1,000,000
1100	20334	Collection Initiatives	0.000	0.000	0.000	0.000	0.000	0.000	-	-	-	-	-	500,000	-	-	-	-	500,000
		TOTAL LIBRARY (Division 290)	2.000	29.000	0.000	37.000	0.000	0.000	3,139,188	-	484,488	-	-	3,623,676	11,719,405	-	-	-	15,343,081
1100	12272	Grad Assts-Reserve	0.000	0.000	0.000	0.000	0.000	0.000	-	-	350	1,231,568	-	1,231,918	22,533	-	-	-	1,254,451
1100	17159	Grad School Allocations	0.000	0.000	0.000	0.000	0.000	0.000	-	-	326	3,875,900	-	3,876,226	-	-	-	-	3,876,226
1100	16253	ADA-Computer Fee	0.000	0.000	0.000	0.000	0.000	0.000	-	-	-	-	-	-	25,767	-	-	-	25,767
1100	16254	Student Serv Computer Fee	0.000	0.000	0.000	0.000	0.000	0.000	-	-	-	-	-	-	17,148	-	-	-	17,148
1100	12450	Iss-Student Affairs	0.000	0.000	0.000	3.497	0.000	0.000	151,536	-	2,009	-	-	153,545	9,815	-	-	-	163,360
1100	12451	Registration/Records	1.000	0.000	0.000	13.000	0.000	0.000	584,652	-	37,944	-	-	622,596	128,639	-	-	-	751,235
1100	12453	Registrar Summer Sch	0.000	0.000	0.000	0.000	0.000	0.000	-	-	-	-	-	-	9,324	-	-	-	9,324
1100	12454	SEO	1.000	0.000	0.000	2.121	0.000	0.000	185,558	-	2,272	-	-	187,830	69,959	-	-	-	257,789
1100	12455	Student Financial Aid	1.000	0.000	0.000	17.000	0.000	0.000	781,044	-	8,840	-	-	789,884	62,136	-	-	-	852,020
1100	12457	Univ Counseling Ctr	1.512	0.000	0.000	4.000	0.000	0.000	273,636	-	3,074	22,599	-	299,309	21,666	-	-	-	320,975
1100	12460	Multicultural Resources	0.000	0.000	0.000	1.000	0.000	0.000	35,292	-	500	-	-	35,792	2,491	-	-	-	38,283
1100	12471	Admissions	1.000	0.000	0.000	22.000	0.000	0.000	919,356	-	81,000	-	-	1,000,356	714,128	-	-	-	1,714,484
1100	12474	Career Services Center	1.000	0.000	0.000	10.000	0.000	0.000	495,912	-	14,904	-	-	510,816	34,160	-	-	-	544,976
1100	12476	Off Of Student Life	1.000	0.000	0.000	2.526	1.000	0.000	311,004	-	11,679	-	-	322,683	23,580	-	-	-	346,263
1100	12478	Inter Stu Prog Fees	0.000	0.000	0.000	0.503	0.000	0.000	15,829	-	1,567	-	6,015	23,411	26,589	-	-	-	50,000
1100	12479	Disabled Student Ser	0.000	0.000	0.000	4.000	0.000	0.000	186,696	-	17,620	-	-	204,316	14,529	-	-	-	218,845
1100	12481	Coun Ctr/Drug Educ	0.000	0.000	0.000	1.000	0.000	0.000	48,312	-	-	18,000	-	66,312	-	-	-	-	66,312
1100	12484	Student Services General	0.000	0.000	0.000	0.000	0.000	0.000	-	-	-	-	-	-	19,543	-	-	-	19,543
1100	12490	Non-Traditional & Gender Prgms	0.000	0.000	0.000	0.000	0.000	0.000	-	-	10,368	-	-	10,368	5,342	-	-	-	15,710
1100	12491	Minority Affairs Off	0.000	0.000	0.000	3.000	0.000	0.000	157,224	-	8,500	-	-	165,724	26,890	-	-	-	192,614
1100	12492	Recruit/Retention	0.000	0.000	0.000	0.000	0.000	0.000	-	-	-	-	-	-	34,782	-	-	-	34,782
1100	19465	Orientation Fees	0.000	0.000	0.000	0.000	0.000	0.000	-	-	41,000	-	-	41,000	15,198	-	-	-	56,198

BUDGET DETAILS FOR FY2013 SECTION I ACCOUNTS - BY DIVISION

FUND	ORG	ACCOUNT NAME	ADMIN FTE	FACULTY FTE	ACAD		ADMIN FTE	CON- TRACT FTE	FULL-TIME		PART-TIME		EMPLOYER PAID BENEFITS 1900	TOTAL		GRANT & AID PAYMENT 6000	NON-OP EXPEND 8000	TOTAL
					PRO FTE	STAFF FTE			PERSONAL SERVICES 1000	OVER- TIME 1100	PERSONAL SERVICES 1200	GRAD ASSIST 1400		PERSONAL SERVICES 1000-1900	SUPPORT SERVICES 2000			
1100	19749	Freshman Summit	0.000	0.000	0.000	0.000	0.000	0.000	-	-	24,000	-	-	24,000	90,400	-	-	114,400
1100	20494	Veterans Services Center	0.000	0.000	0.000	1.000	0.000	0.000	35,292	-	-	-	-	35,292	-	-	-	35,292
1100	20495	Dean of Students GA's	0.000	0.000	0.000	0.000	0.000	0.000	-	-	-	54,000	-	54,000	-	-	-	54,000
1100	20496	Dean Students STOP Violence	0.000	0.000	0.000	1.000	0.000	0.000	41,400	-	-	-	-	41,400	48,600	-	-	90,000
1100	12366	Ofc/Vice President/Student Aff	1.000	0.000	0.000	3.000	3.000	0.000	509,340	-	-	-	-	509,340	27,075	-	-	536,415
1100	12420	Work-Study Match	0.000	0.000	0.000	0.000	0.000	0.000	-	-	179,280	-	-	179,280	-	-	-	179,280
1100	12421	Perkins Loan Match	0.000	0.000	0.000	0.000	0.000	0.000	-	-	-	-	-	-	-	-	2,498	2,498
1100	18755	Enrollment Mngmnt-VPStu Affair	0.000	0.000	0.000	0.000	0.000	0.000	-	-	-	-	-	-	32,000	-	-	32,000
1100	19154	Office of Alumni Affairs	1.000	0.000	0.000	3.000	0.000	0.000	224,712	-	4,245	-	-	228,957	-	-	-	228,957
1100	12042	Co Comm Scholarships	0.000	0.000	0.000	0.000	0.000	0.000	-	-	-	-	-	-	-	92,000	-	92,000
1100	12043	Debate Scholarships	0.000	0.000	0.000	0.000	0.000	0.000	-	-	-	-	-	-	-	49,500	-	49,500
1100	12044	Grad Assistantships	0.000	0.000	0.000	0.000	0.000	0.000	-	-	-	-	-	-	-	2,725,000	-	2,725,000
1100	12045	Grad Sch Scholarship	0.000	0.000	0.000	0.000	0.000	0.000	-	-	-	-	-	-	-	27,250	-	27,250
1100	12046	Honor Scholarships	0.000	0.000	0.000	0.000	0.000	0.000	-	-	-	-	-	-	-	193,922	-	193,922
1100	12047	Law Serv Scholarship	0.000	0.000	0.000	0.000	0.000	0.000	-	-	-	-	-	-	-	261,000	-	261,000
1100	12048	Marching Band Schols	0.000	0.000	0.000	0.000	0.000	0.000	-	-	-	-	-	-	-	25,000	-	25,000
1100	12049	Music Scholarships	0.000	0.000	0.000	0.000	0.000	0.000	-	-	-	-	-	-	-	439,082	-	439,082
1100	12050	Rodeo Team Schols	0.000	0.000	0.000	0.000	0.000	0.000	-	-	-	-	-	-	-	201,872	-	201,872
1100	12051	ROTC Room & Board	0.000	0.000	0.000	0.000	0.000	0.000	-	-	-	-	-	-	-	240,960	-	240,960
1100	12052	Spec Serv Stipends	0.000	0.000	0.000	0.000	0.000	0.000	-	-	-	-	-	-	-	6,700	-	6,700
1100	12053	Summer Inst Schol	0.000	0.000	0.000	0.000	0.000	0.000	-	-	-	-	-	-	-	20,000	-	20,000
1100	12054	Superior Student Scholar	0.000	0.000	0.000	0.000	0.000	0.000	-	-	-	-	-	-	-	90,412	-	90,412
1100	12055	Superior Student In Educ	0.000	0.000	0.000	0.000	0.000	0.000	-	-	-	-	-	-	-	15,750	-	15,750
1100	12056	Theatre Scholarships	0.000	0.000	0.000	0.000	0.000	0.000	-	-	-	-	-	-	-	117,440	-	117,440
1100	12057	Univ Scholars Schol	0.000	0.000	0.000	0.000	0.000	0.000	-	-	-	-	-	-	-	276,442	-	276,442
1100	12058	Vietnam Veteran Awards	0.000	0.000	0.000	0.000	0.000	0.000	-	-	-	-	-	-	-	7,246	-	7,246
1100	12059	Youth Opportunity Grants	0.000	0.000	0.000	0.000	0.000	0.000	-	-	-	-	-	-	-	15,000	-	15,000
1100	12062	Wy Student Leader Sc	0.000	0.000	0.000	0.000	0.000	0.000	-	-	-	-	-	-	-	32,400	-	32,400
1100	12065	Miscellaneous Schol	0.000	0.000	0.000	0.000	0.000	0.000	-	-	-	-	-	-	-	784,801	-	784,801
1100	12066	SEOG Match	0.000	0.000	0.000	0.000	0.000	0.000	-	-	-	-	-	-	-	126,673	-	126,673
1100	17158	Grad Asst Health Ins Schol	0.000	0.000	0.000	0.000	0.000	0.000	-	-	-	-	-	-	-	360,000	-	360,000
1100	19092	President's Promise Schol	0.000	0.000	0.000	0.000	0.000	0.000	-	-	-	-	-	-	-	927,012	-	927,012
1100	19093	Trustee's Pride Schol	0.000	0.000	0.000	0.000	0.000	0.000	-	-	-	-	-	-	-	2,776,040	-	2,776,040
1100	19094	Peak Achievement Schol	0.000	0.000	0.000	0.000	0.000	0.000	-	-	-	-	-	-	-	5,695,000	-	5,695,000
1100	19095	Alumni Plus Peak Schol	0.000	0.000	0.000	0.000	0.000	0.000	-	-	-	-	-	-	-	107,000	-	107,000
1100	19096	John W Hoyt Scholarship	0.000	0.000	0.000	0.000	0.000	0.000	-	-	-	-	-	-	-	120,000	-	120,000
1100	19121	Grad Assist Tuition Waivers	0.000	0.000	0.000	0.000	0.000	0.000	-	-	-	-	-	-	-	599,940	-	599,940
		TOTAL STUDENT AFFAIRS (Division 310)	9.512	0.000	0.000	91.647	4.000	0.000	4,956,795	-	449,478	5,202,067	6,015	10,614,355	1,482,294	16,333,442	2,498	28,432,589
1100	12357	Div of Admin Equip Replacement	0.000	0.000	0.000	0.000	0.000	0.000	-	-	-	-	-	-	42,775	-	-	42,775
1100	12384	Institutional Analysis	0.000	0.000	2.000	4.000	0.000	0.000	321,024	-	4,871	-	-	325,895	33,189	-	-	359,084
1100	12405	Staff Council	0.000	0.000	0.000	0.000	0.000	0.000	-	-	14,100	-	-	14,100	3,543	-	-	17,643
1100	12408	General Expense	0.000	0.000	0.000	0.000	0.000	0.000	-	-	-	-	-	-	37,606	-	-	37,606
1100	12434	Vice Pres for Administration	1.000	0.000	0.000	0.000	1.000	0.000	294,216	-	301,560	-	-	595,776	164,688	-	-	760,464
1100	16356	Staff Recognition Day	0.000	0.000	0.000	0.000	0.000	0.000	-	-	13,400	-	-	13,400	5,957	-	-	19,357
1100	19367	Admin Central Salary Mngmnt	0.000	0.000	0.000	0.000	0.000	0.000	-	-	437,588	-	-	437,588	-	-	-	437,588
1100	20043	University Contingency Reserve	0.000	0.000	0.000	0.000	0.000	0.000	-	-	-	-	-	-	1,781,200	-	-	1,781,200
1100	12324	Campus Planning	1.000	0.000	0.000	6.867	0.000	0.000	577,209	-	102,033	-	-	679,242	47,094	-	-	726,336
		TOTAL VP ADMINISTRATION (Division 400)	2.000	0.000	2.000	10.867	1.000	0.000	1,192,449	-	873,552	-	-	2,066,001	2,116,052	-	-	4,182,053

BUDGET DETAILS FOR FY2013 SECTION I ACCOUNTS - BY DIVISION

FUND	ORG	ACCOUNT NAME	ACAD		ADMIN		FULL-TIME		PART-TIME		EMPLOYER		TOTAL		GRANT		NON-OP	TOTAL
			PRO	STAFF	PRO	CON-TRACT	PERSONAL SERVICES	OVER-TIME	PERSONAL SERVICES	GRAD ASSIST	PAID BENEFITS	PERSONAL SERVICES	SUPPORT SERVICES	& AID PAYMENT	EXPEND			
			FTE	FTE	FTE	FTE	FTE	1000	1100	1200	1400	1900	1000-1900	2000	6000	8000		
1100	12397	Shipping & Receiving	0.000	0.000	0.000	3.000	0.000	103,092	-	37,404	-	-	140,496	10,610	-	-	-	151,106
1100	12413	President Exp Allow	0.000	0.000	0.000	0.000	0.000	-	-	42,000	-	-	42,000	-	-	-	-	42,000
1100	12415	Correspondence Fee Refund	0.000	0.000	0.000	0.000	0.000	-	-	-	-	-	-	-	-	19,000	-	19,000
1100	12416	Regular Fee Refunds	0.000	0.000	0.000	0.000	0.000	-	-	-	-	-	-	-	-	93,473	-	93,473
1100	12437	Accounting Office	0.000	0.000	0.000	20.000	0.000	798,744	-	8,350	-	-	807,094	46,646	-	-	-	853,740
1100	12438	Cashiers Office	0.000	0.000	0.000	4.000	0.000	118,044	-	-	-	-	118,044	22,326	-	-	-	140,370
1100	12440	Procurement Services	0.000	0.000	0.000	7.000	0.000	320,868	-	-	-	-	320,868	21,207	-	-	-	342,075
1100	12441	Student Financial Op	0.000	0.000	0.000	3.000	0.000	123,660	-	-	-	-	123,660	34,083	-	-	-	157,743
1100	16220	Tuition Discount Charges	0.000	0.000	0.000	0.000	0.000	-	-	-	-	-	-	216,600	-	-	-	216,600
1100	17142	AVP for Fiscal Admin	2.000	0.000	0.000	8.000	0.000	845,388	-	-	-	-	845,388	26,548	-	-	-	871,936
1100	17182	Accounts Receivable	0.000	0.000	0.000	5.000	0.000	219,552	-	-	-	-	219,552	40,071	-	-	-	259,623
		TOTAL ASSOC VP ADMINISTRATION (Division 410)	2.000	0.000	0.000	50.000	0.000	2,529,348	-	87,754	-	-	2,617,102	418,091	-	112,473	-	3,147,666
1100	12426	Real Estate Operations	0.000	0.000	0.000	1.000	0.000	70,020	-	257	-	-	70,277	5,903	-	-	-	76,180
1100	19368	Assoc VP Admin Operations	1.000	0.000	0.000	1.000	0.000	189,096	-	720	-	-	189,816	12,854	-	-	-	202,670
1100	19419	Central Scheduling	0.000	0.000	0.000	0.000	0.000	-	-	-	-	-	-	43,222	-	-	-	43,222
1100	17004	Classroom Building Coordinator	0.000	0.000	0.000	2.000	0.000	68,340	-	10,240	-	-	78,580	22,563	-	-	-	101,143
		TOTAL ASSOC VP OPERATIONS (Division 420)	1.000	0.000	0.000	4.000	0.000	327,456	-	11,217	-	-	338,673	84,542	-	-	-	423,215
1100	12374	Personnel Admin	1.000	0.000	0.000	19.000	0.000	1,111,440	-	4,320	-	-	1,115,760	84,150	-	-	-	1,199,910
1100	20368	Personnel Leadership	0.000	0.000	0.000	0.000	0.000	-	-	-	-	-	-	75,000	-	-	-	75,000
		TOTAL HUMAN RESOURCES (Division 440)	1.000	0.000	0.000	19.000	0.000	1,111,440	-	4,320	-	-	1,115,760	159,150	-	-	-	1,274,910
1100	12286	Directors Office	1.000	0.000	0.000	0.000	0.000	130,944	-	408	-	-	131,352	100,000	-	-	-	231,352
1100	12290	Carpentry Shop	0.000	0.000	0.000	3.000	0.000	125,388	-	3,400	-	-	128,788	50,000	-	-	-	178,788
1100	12293	Custodial Services	0.000	0.000	0.000	82.000	0.000	2,063,688	-	262,656	-	-	2,326,344	315,000	-	-	-	2,641,344
1100	12296	Paint Shop	0.000	0.000	0.000	5.000	0.000	181,512	-	-	-	-	181,512	50,000	-	-	-	231,512
1100	12297	Electrical Shop	0.000	0.000	0.000	7.000	0.000	362,040	-	6,300	-	-	368,340	135,000	-	-	-	503,340
1100	12304	Grounds Services	0.000	0.000	0.000	4.000	0.000	166,572	-	88,184	-	-	254,756	65,000	-	-	-	319,756
1100	12306	Hvac Maintenance	0.000	0.000	0.000	0.000	0.000	-	-	-	-	-	-	25,000	-	-	-	25,000
1100	12307	Plumbing Shop	0.000	0.000	0.000	7.000	0.000	311,808	-	4,435	-	-	316,243	200,000	-	-	-	516,243
1100	12309	Central Energy Plant	0.000	0.000	0.000	14.000	0.000	689,172	-	-	-	-	689,172	260,000	-	-	-	949,172
1100	12311	Preventive Maint	0.000	0.000	0.000	5.000	0.000	200,880	-	480	-	-	201,360	120,000	-	-	-	321,360
1100	12314	Maintenance - Off Campus	0.000	0.000	0.000	0.000	0.000	-	-	-	-	-	-	20,000	-	-	-	20,000
1100	12316	Utilities	0.000	0.000	0.000	0.000	0.000	-	-	-	-	-	-	6,541,054	-	-	-	6,541,054
1100	12320	Facilities Engineering	0.000	0.000	0.000	10.000	1.000	663,000	-	3,264	-	-	666,264	75,000	-	-	-	741,264
1100	12328	Roof Maintenance	0.000	0.000	0.000	0.000	0.000	-	-	-	-	-	-	110,000	-	-	-	110,000
1100	15421	Phys Plant Support-Afton	0.000	0.000	0.000	0.000	0.000	-	-	-	-	-	-	4,446	-	-	-	4,446
1100	15422	Phys Plant Support-Archer	0.000	0.000	0.000	0.000	0.000	-	-	-	-	-	-	3,287	-	-	-	3,287
1100	15423	Phys Plant Support-Powell	0.000	0.000	0.000	0.000	0.000	-	-	-	-	-	-	4,247	-	-	-	4,247
1100	15424	Phys Plant Support-Sheridan	0.000	0.000	0.000	0.000	0.000	-	-	-	-	-	-	3,115	-	-	-	3,115
1100	15425	Phys Plant Support-Torrington	0.000	0.000	0.000	0.000	0.000	-	-	-	-	-	-	4,482	-	-	-	4,482
1100	16837	Elevator Maintenance	0.000	0.000	0.000	0.000	0.000	-	-	-	-	-	-	230,000	-	-	-	230,000
1100	16838	Physical Plant Special Project	0.000	0.000	0.000	0.000	0.000	-	-	-	-	-	-	500,000	-	-	-	500,000
1100	17756	Business Services - PPL	0.000	0.000	0.000	8.000	1.000	397,980	-	30,000	-	-	427,980	100,000	-	-	-	527,980
1100	17759	Technical Services	0.000	0.000	0.000	5.000	0.000	172,116	-	27,852	-	-	199,968	15,000	-	-	-	214,968
1100	17762	Equipment Services	0.000	0.000	0.000	7.000	0.000	300,324	-	816	-	-	301,140	200,000	-	-	-	501,140
1100	17764	Moving Services	0.000	0.000	0.000	5.000	0.000	136,320	-	15,000	-	-	151,320	20,000	-	-	-	171,320

BUDGET DETAILS FOR FY2013 SECTION I ACCOUNTS - BY DIVISION

FUND	ORG	ACCOUNT NAME	ACAD				ADMIN		CON-TRACT	FULL-TIME PERSONAL SERVICES	OVER-TIME	PART-TIME PERSONAL SERVICES	GRAD ASSIST	EMPLOYER PAID BENEFITS	TOTAL PERSONAL SERVICES	SUPPORT SERVICES	GRANT & AID PAYMENT	NON-OP EXPEND	TOTAL
			ADMIN FTE	FACULTY FTE	PRO FTE	STAFF FTE	PRO FTE	FTE	1000	1100	1200	1400	1900	1000-1900	2000	6000	8000		
1100	17765	Physical Plant Equipment	0.000	0.000	0.000	0.000	0.000	0.000	-	-	-	-	-	-	200,000	-	-	200,000	
1100	17766	Facilities Services	0.000	0.000	0.000	0.000	1.000	0.000	84,252	-	408	-	-	84,660	50,000	-	-	134,660	
1100	17803	Project Management	0.000	0.000	0.000	1.000	0.000	0.000	61,224	-	840	-	-	62,064	-	-	-	62,064	
1100	19073	Facilities Management	0.000	0.000	0.000	0.000	1.000	0.000	88,020	-	420	-	-	88,440	50,000	-	-	138,440	
1100	19074	Mechanical Trades	0.000	0.000	0.000	2.000	0.000	0.000	114,444	-	360	-	-	114,804	20,000	-	-	134,804	
1100	19075	Controls Shop	0.000	0.000	0.000	7.000	0.000	0.000	368,988	-	6,500	-	-	375,488	90,000	-	-	465,488	
1100	19076	Structural Trades	0.000	0.000	0.000	1.000	0.000	0.000	63,948	-	420	-	-	64,368	20,000	-	-	84,368	
1100	19077	Masons	0.000	0.000	0.000	3.000	0.000	0.000	122,928	-	-	-	-	122,928	-	-	-	122,928	
1100	20028	Utilities Management	0.000	0.000	0.000	1.000	1.000	0.000	190,752	-	876	-	-	191,628	50,000	-	-	241,628	
		TOTAL PHYSICAL PLANT (Division 450)	1.000	0.000	0.000	177.000	5.000	0.000	6,996,300	-	452,619	-	-	7,448,919	9,630,631	-	-	17,079,550	
1100	20367	Coach Bus-Fine Arts Rentals	0.000	0.000	0.000	0.000	0.000	0.000	-	-	-	-	-	-	45,000	-	-	45,000	
1100	12371	Postal Service	0.040	0.000	0.000	5.284	0.000	0.000	183,743	-	19,438	-	-	203,181	27,244	-	-	230,425	
1100	17143	Campus ID System Maintenance	0.000	0.000	0.000	0.000	0.000	0.000	-	-	-	-	-	-	31,313	-	-	31,313	
1100	18696	Transpark	0.000	0.000	0.000	8.285	0.000	0.000	251,455	-	-	-	-	251,455	97,197	-	-	348,652	
		TOTAL AUXILIARY SERVICES (Division 470)	0.040	0.000	0.000	13.569	0.000	0.000	435,198	-	19,438	-	-	454,636	200,754	-	-	655,390	
1100	12400	Campus Police	1.000	0.000	0.000	18.834	0.000	0.000	853,457	37,075	43,347	-	-	933,879	96,648	-	-	1,030,527	
1100	12402	Centrex Telephone	0.000	0.000	0.000	5.166	0.000	0.000	173,348	12,247	-	-	-	185,595	-	-	-	185,595	
1100	17155	Security System Maintenance	0.000	0.000	0.000	0.000	0.000	0.000	-	-	-	-	-	-	36,100	-	-	36,100	
		TOTAL UNIVERSITY POLICE (Division 480)	1.000	0.000	0.000	24.000	0.000	0.000	1,026,805	49,322	43,347	-	-	1,119,474	132,748	-	-	1,252,222	
1100	12398	Univ Safety Office	1.000	0.000	0.000	9.000	0.000	0.000	541,416	-	84,547	-	-	625,963	29,179	-	-	655,142	
1100	12409	Insurance	0.000	0.000	0.000	0.000	0.000	0.000	-	-	-	-	-	-	1,568,192	-	-	1,568,192	
1100	12418	Hazardous Waste Disposal	0.000	0.000	0.000	0.000	0.000	0.000	-	-	-	-	-	-	27,075	-	-	27,075	
1100	12443	Risk Management	1.000	0.000	0.000	1.000	0.000	0.000	145,248	-	-	-	-	145,248	20,000	-	-	165,248	
		TOTAL RISK MANAGEMENT (Division 490)	2.000	0.000	0.000	10.000	0.000	0.000	686,664	-	84,547	-	-	771,211	1,644,446	-	-	2,415,657	
1100	12503	National Pk Res Ctr	0.112	0.000	0.000	0.000	0.000	0.000	13,430	-	42,048	-	-	55,478	26,880	-	-	82,358	
1100	12508	Epscor II	0.000	0.000	0.000	1.000	0.000	0.000	45,000	-	1,232	-	-	46,232	-	-	-	46,232	
1100	12509	Office of Research	0.000	0.000	0.000	0.000	0.000	0.000	-	-	-	-	-	-	-	52,200	-	52,200	
1100	12510	Wold Chair	0.706	0.000	0.000	0.000	0.000	0.000	139,235	-	-	-	-	139,235	-	-	-	139,235	
1100	16218	Wy Natural Diversity Database	0.900	0.000	2.195	1.000	0.000	0.000	211,947	-	-	-	-	211,947	29	-	-	211,976	
1100	18706	Wy Technology Business Center	1.000	0.000	0.000	1.000	0.000	0.000	159,588	-	-	-	-	159,588	67,417	-	-	227,005	
1100	12367	VP-Research&Economic Develop	3.743	0.000	0.000	4.000	0.000	0.000	835,477	-	42,312	-	-	877,789	156,616	-	-	1,034,405	
1100	12369	Sponsored Programs	0.000	0.000	0.000	6.000	0.000	0.000	339,960	-	-	-	-	339,960	6,041	-	-	346,001	
		TOTAL RESEARCH & ECONOMIC DEV (Division 500)	6.461	0.000	2.195	13.000	0.000	0.000	1,744,637	-	85,592	-	-	1,830,229	256,983	52,200	-	2,139,412	
1100	12422	Office Of Development (Division 600)	7.000	0.000	0.000	18.500	8.500	0.000	2,173,338	-	60,000	-	-	2,233,338	6,618	-	-	2,239,956	
1100	12372	Univ Relations	2.000	0.000	0.000	14.000	0.000	0.000	830,196	-	14,978	-	-	845,174	239,245	-	-	1,084,419	
1100	12442	Office of General Counsel	3.000	0.000	0.000	0.000	1.000	0.000	414,720	-	24,611	-	-	439,331	43,924	-	-	483,255	
1100	17751	Leadership Wyoming Program	0.000	0.000	0.000	0.000	0.000	0.000	-	-	-	-	-	-	30,000	-	-	30,000	
1100	20050	EEO Office	1.000	0.000	0.000	1.000	0.000	0.000	168,876	-	-	-	-	168,876	-	-	-	168,876	
1100	20051	Governmental Affairs	1.000	0.000	0.000	0.000	0.000	0.000	150,000	-	-	-	-	150,000	-	-	-	150,000	
		TOTAL GOV COMM & LEGAL (Division 700)	7.000	0.000	0.000	15.000	1.000	0.000	1,563,792	-	39,589	-	-	1,603,381	313,169	-	-	1,916,550	

BUDGET DETAILS FOR FY2013 SECTION I ACCOUNTS - BY DIVISION

FUND	ORG	ACCOUNT NAME	ADMIN FTE	FACULTY FTE	ACAD		ADMIN FTE	CON- TRACT FTE	FULL-TIME	OVER-	PART-TIME	GRAD ASSIST 1400	EMPLOYER	TOTAL	SUPPORT SERVICES 2000	GRANT	NON-OP	TOTAL
					PERSONAL SERVICES 1000	TIME 1100			PERSONAL SERVICES 1200	PAID BENEFITS 1900	PERSONAL SERVICES 1000-1900		& AID PAYMENT 6000	EXPEND 8000				
1100	12014	Information Technology	3.500	0.000	0.000	67.500	1.500	0.000	4,359,010	-	-	-	-	4,359,010	1,868,014	-	-	6,227,024
1100	12036	Info Tech - Oper	0.000	0.000	0.000	0.000	0.000	0.000	-	-	11,000	-	-	11,000	179,310	-	-	190,310
1100	12037	Info Tech - App Dev	0.000	0.000	0.000	0.000	0.000	0.000	-	-	-	-	-	-	670,000	-	-	670,000
1100	12038	Info Tech - Sys Dev	0.000	0.000	0.000	0.000	0.000	0.000	-	-	14,000	-	-	14,000	96,000	-	-	110,000
1100	12040	Info Tech-CSS Dept Consulting	0.000	0.000	0.000	0.000	0.000	0.000	-	-	-	-	-	-	87,250	-	-	87,250
1100	12041	Info Tech-CSS Acad Support	0.000	0.000	0.000	0.000	0.000	0.000	-	-	236,220	-	-	236,220	88,845	-	-	325,065
1100	16071	Info Tech Computer Fee	0.000	0.000	0.000	0.000	0.000	0.000	-	-	-	-	-	-	391,432	-	-	391,432
1100	16649	Business Services Operation	0.000	0.000	0.000	0.000	0.000	0.000	-	-	-	-	-	-	6,000	-	-	6,000
1100	18642	Info Tech - AV IT	0.000	0.000	0.000	0.400	0.000	0.000	18,010	-	-	-	-	18,010	331,285	-	-	349,295
1100	20678	High Performance Computing	0.000	0.000	0.000	0.000	0.000	0.000	-	-	-	-	-	-	2,170,000	-	-	2,170,000
1100	12363	Data Conn/Subsc Serv	0.000	0.000	0.000	0.000	0.000	0.000	-	-	-	-	-	-	7,200	-	-	7,200
1100	12375	IT/Admin Systems-Division Ofc	1.000	0.000	0.000	24.500	0.000	0.000	1,751,370	-	-	-	-	1,751,370	-	-	-	1,751,370
1100	12379	IT/Admin Systems-Applic Dev	0.000	0.000	0.000	0.000	0.000	0.000	-	-	42,000	-	-	42,000	285,600	-	-	327,600
1100	17752	Student Information Systems	0.000	0.000	0.000	0.000	0.000	0.000	-	-	-	-	-	-	370,500	-	-	370,500
1100	20472	Academic Research Services	0.000	0.000	0.000	0.000	0.000	0.000	-	-	-	-	-	-	7,500	-	-	7,500
		TOTAL INFORMATION TECHNOLOGY (Division 800)	4.500	0.000	0.000	92.400	1.500	0.000	6,128,390	-	303,220	-	-	6,431,610	6,558,936	-	-	12,990,546
1100	12385	Internal Auditor (Division 900)	2.000	0.000	0.000	0.000	0.000	0.000	160,008	-	-	-	-	160,008	7,420	-	-	167,428
		TOTAL FY 2013 SECTION I BUDGET	161.569	599.082	232.747	933.642	27.700	63.857	125,740,459	80,322	8,559,699	6,159,032	52,651,288	193,190,800	46,453,990	21,058,736	114,971	260,818,497

Position	Type	FTE	Title	Salary	Budget
1100	12003	Univ Art Museum			
0654	S	1.000	Office Associate, Senior	\$32,628	\$32,628
1470	A	1.000	Director	\$108,792	\$108,792
1683	P	1.000	Research Scientist, Assoc ETT	\$64,260	\$64,260
1702	S	1.000	Chief Museum Preparator	\$51,936	\$51,936
1897	P	1.000	Lecturer, Asst ETT	\$63,960	\$63,960
2010	S	1.000	Accountant	\$45,780	\$45,780
2057	S	1.000	Museum Registrar	\$0	\$49,092
2171	P	1.000	Research Scientist, Asst	\$38,904	\$38,904
Admin:	1.000	Staff:	4.000	Admin Pro:	0.000
Faculty:	0.000	Acad Pro:	3.000	Contract:	0.000
1100	12008	Library General			
0121	F	1.000	Associate Librarian ETT	\$67,428	\$67,428
0134	S	1.000	Supervisor, Library Services	\$40,164	\$40,164
0160	S	1.000	Library Specialist	\$0	\$34,920
0175	S	1.000	Library Assistant, Senior	\$26,472	\$26,472
0209	F	1.000	Assistant Librarian ETT	\$49,800	\$49,800
0287	S	1.000	Supervisor, Library Services	\$40,128	\$40,128
0385	S	1.000	Supervisor, Library Services	\$38,892	\$38,892
0387	F	1.000	Associate Librarian ETT	\$57,864	\$57,864
0429	S	1.000	Library Assistant, Senior	\$31,752	\$31,752
0456	F	1.000	Assistant Librarian ETT	\$46,308	\$46,308
0487	S	1.000	Library Specialist	\$0	\$40,872
0497	F	1.000	Assistant Librarian ETT	\$57,516	\$47,916
0589	S	1.000	Library Assistant	\$22,980	\$22,980
0600	F	1.000	Assistant Librarian ETT	\$0	\$42,756
0625	S	1.000	Library Assistant, Senior	\$28,572	\$28,764
0662	S	1.000	Library Assistant, Senior	\$29,124	\$29,124
0702	S	1.000	Library Assistant, Senior	\$28,572	\$28,572

Position	Type	FTE	Title	Salary	Budget
1100	12008		Library General		
0746	F	1.000	Associate Librarian ETT	\$58,200	\$58,200
0797	S	1.000	Library Assistant, Senior	\$29,568	\$29,568
0800	S	1.000	Library Assistant, Senior	\$32,592	\$32,592
0808	F	1.000	Associate Librarian ETT	\$61,008	\$61,008
0818	S	1.000	Library Assistant, Senior	\$28,560	\$28,560
0871	F	1.000	Associate Librarian ETT	\$57,624	\$57,624
0885	S	1.000	Supervisor, Library Services	\$37,440	\$37,440
0945	F	1.000	Librarian ETT	\$91,716	\$91,716
0950	F	1.000	Associate Librarian ETT	\$73,836	\$73,836
0959	S	1.000	Library Assistant, Senior	\$0	\$28,572
0977	F	1.000	Associate Librarian ETT	\$71,136	\$71,136
0981	A	1.000	Assoc Dean/Assoc Librarian ETT	\$101,484	\$101,484
0985	S	1.000	Library Assistant, Senior	\$28,800	\$28,800
0987	S	1.000	Library Assistant	\$24,576	\$24,576
0989	F	1.000	Associate Librarian ETT	\$50,172	\$50,172
0998	S	1.000	Library Specialist	\$35,184	\$35,184
1007	S	1.000	Supervisor, Library Services	\$44,340	\$44,340
1023	F	1.000	Assistant Librarian ETT	\$48,000	\$48,000
1049	F	1.000	Associate Librarian ETT	\$0	\$49,536
1095	F	1.000	Assistant Librarian ETT	\$55,596	\$55,596
1098	F	1.000	Associate Librarian ETT	\$61,356	\$61,356
1131	F	1.000	Assistant Librarian ETT	\$0	\$45,036
1140	S	1.000	Library Assistant, Senior	\$25,824	\$25,824
1203	S	1.000	Library Specialist	\$34,116	\$34,116
1209	S	1.000	Library Assistant, Senior	\$30,528	\$30,528
1270	F	1.000	Associate Librarian ETT	\$64,656	\$64,656
1273	S	1.000	Library Assistant, Senior	\$28,824	\$28,824
1276	F	1.000	Assistant Librarian ETT	\$45,600	\$45,600
1277	F	1.000	Associate Librarian ETT	\$51,000	\$51,000
1339	S	1.000	Library Specialist	\$35,412	\$35,412
1436	S	1.000	Library Specialist	\$34,692	\$34,692
1457	S	1.000	Library Assistant, Senior	\$25,824	\$25,824

Position	Type	FTE	Title	Salary	Budget
1100	12008	Library General			
1472	F	1.000	Associate Librarian ETT	\$50,112	\$50,112
1477	F	1.000	Associate Librarian ETT	\$53,652	\$53,652
1502	S	1.000	Library Assistant, Senior	\$35,664	\$35,664
1504	S	1.000	Library Assistant, Senior	\$28,548	\$28,548
1567	S	1.000	Staff Assistant, Executive	\$50,328	\$50,328
1590	A	1.000	Dean	\$159,768	\$159,768
1626	F	1.000	Assoc Professor	\$79,368	\$79,368
1663	F	1.000	Associate Librarian ETT	\$48,156	\$48,156
1769	F	1.000	Assistant Librarian ETT	\$48,000	\$48,000
1818	S	1.000	Library Assistant, Senior	\$25,824	\$25,824
1820	S	1.000	Supervisor, Library Services	\$42,696	\$42,696
1821	F	1.000	Associate Librarian ETT	\$52,740	\$52,740
1823	F	1.000	Associate Librarian ETT	\$50,316	\$50,316
1827	S	1.000	Library Assistant, Senior	\$0	\$25,824
1829	S	1.000	Supervisor, Library Services	\$37,800	\$37,800
1844	S	1.000	Accountant	\$46,524	\$46,524
1867	S	1.000	Business Manager, Executive	\$53,520	\$53,520
1871	S	1.000	Library Specialist	\$32,628	\$32,628
Admin:	2.000	Staff:	37.000	Admin Pro:	0.000
Faculty:	28.000	Acad Pro:	0.000	Contract:	0.000
					\$3,086,988

1100	12013	Amer Herit Ctr			
0234	S	1.000	Accounting Associate, Senior	\$30,168	\$30,168
0502	F	1.000	Archivist,Assistant	\$35,004	\$35,004
0695	F	1.000	Archivist,Assistant ETT	\$39,012	\$39,012
1199	F	1.000	Archivist, Senior ETT	\$68,748	\$68,748
1234	F	0.707	Archivist,Associate ETT	\$50,796	\$35,922
1289	F	1.000	Archivist,Associate ETT	\$44,124	\$44,124
1343	S	1.000	Archives Specialist	\$32,580	\$32,580

Position	Type	FTE	Title	Salary	Budget
1100	12013	Amer Herit Ctr			
1383	S	0.400	Business Manager, Executive	\$62,604	\$25,042
1639	A	0.962	Assoc Dir/Archivist,Assoc ETT	\$91,776	\$88,272
1761	S	1.000	Archival Processor	\$33,804	\$33,804
1937	A	1.000	Director	\$103,152	\$103,152
2023	F	1.000	Archivist,Assistant ETT	\$0	\$45,000
2636	F	1.000	Archivist,Assistant ETT	\$41,208	\$41,208
2639	F	0.596	Archivist,Assistant ETT	\$35,004	\$20,852
4347	S	0.500	Graphic Designer	\$32,808	\$16,404
Admin:	1.962	Staff:	3.900	Admin Pro:	0.000
Faculty:	7.303	Acad Pro:	0.000	Contract:	0.000
					\$659,292

Position	Type	FTE	Title	Salary	Budget
1100	12014	Information Technology			
0112	S	1.000	Systems Programmer	\$53,520	\$53,520
0178	S	1.000	Computer Support Specialist,Sr	\$49,536	\$49,536
0241	S	1.000	Computer Support Specialist,Sr	\$48,012	\$48,012
0277	A	1.000	Vice President	\$182,004	\$182,004
0324	S	1.000	Computer Support Spec, Exec	\$59,940	\$59,940
0327	S	1.000	Systems Specialist	\$77,172	\$77,172
0368	S	1.000	Programmer Analyst, Senior	\$49,092	\$49,092
0596	S	1.000	Programmer Analyst	\$41,400	\$41,400
0609	S	1.000	Systems Programmer	\$53,520	\$53,520
0700	S	1.000	Asst Mgr, Data Centers	\$73,188	\$49,768
0773	S	1.000	Systems Programmer, Senior	\$62,124	\$62,124
0825	S	1.000	Business Manager, Executive	\$61,536	\$61,536
0972	S	1.000	Web Site Designer/Developer	\$49,200	\$49,200
0986	S	1.000	Office Associate, Senior	\$32,628	\$32,628
0996	S	1.000	Computer Support Specialist,Sr	\$45,024	\$45,024
1019	S	1.000	Programmer Analyst, Senior	\$49,092	\$49,092
1038	S	1.000	Programmer Analyst	\$41,400	\$41,400

Position	Type	FTE	Title	Salary	Budget
1100	12014		Information Technology		
1046	S	1.000	Systems Programmer	\$53,520	\$53,520
1060	S	1.000	Systems Specialist	\$87,744	\$87,744
1105	S	1.000	Programmer Analyst, Senior	\$54,468	\$54,468
1125	S	1.000	Systems Specialist	\$63,912	\$63,912
1127	S	1.000	Technician	\$0	\$35,292
1128	S	1.000	Project Manager, Info Tech	\$0	\$63,912
1133	S	1.000	Computer Support Spec, Exec	\$66,852	\$66,852
1136	S	1.000	Computer Support Spec, Exec	\$62,352	\$62,352
1150	S	1.000	Systems Programmer, Senior	\$65,220	\$65,220
1170	S	1.000	Computer Support Spec, Exec	\$60,408	\$60,408
1198	S	1.000	Computer Programmer, Senior	\$44,388	\$44,388
1213	A	1.000	Director	\$99,948	\$99,948
1227	A	1.000	Director	\$0	\$104,148
1252	S	1.000	Project Manager, Info Tech	\$67,752	\$67,752
1292	S	1.000	Computer Support Specialist,Sr	\$45,024	\$45,024
1294	S	1.000	Computer Mt Technician, Senior	\$68,640	\$68,640
1348	S	1.000	Mgr, Information Technology	\$75,204	\$75,204
1431	S	1.000	Computer Support Specialist,Sr	\$50,220	\$50,220
1449	S	1.000	Computer Support Specialist,Sr	\$50,400	\$50,400
1528	S	1.000	Project Manager, Info Tech	\$88,332	\$88,332
1529	S	1.000	Supv,Classroom InstrTechnology	\$58,356	\$58,356
1544	S	1.000	Computer Mt Technician, Senior	\$60,120	\$60,120
1564	S	1.000	Computer Support Spec, Exec	\$61,884	\$61,884
1659	S	1.000	Technician, Senior	\$45,396	\$45,396
1684	S	1.000	Systems Specialist	\$71,880	\$71,880
1726	Z	1.000	Asst To Vp/It,Admn & Prj Coord	\$74,976	\$68,160
1910	S	1.000	Computer Programmer, Senior	\$35,292	\$35,292
1929	S	1.000	Computer Support Specialist,Sr	\$49,680	\$49,680
1931	S	1.000	Systems Specialist	\$76,884	\$76,884
2067	S	1.000	Programmer Analyst	\$41,400	\$41,400
2150	S	1.000	Programmer Analyst, Senior	\$54,096	\$54,096
2218	S	1.000	Programmer Analyst, Senior	\$50,688	\$50,688

Position	Type	FTE	Title	Salary	Budget
1100	12014	Information Technology			
2219	S	1.000	Accounting Associate, Senior	\$36,708	\$36,708
2231	S	1.000	Computer Support Specialist,Sr	\$45,024	\$45,024
2237	S	1.000	Programmer Analyst, Executive	\$68,532	\$68,532
2544	S	1.000	Project Manager, Info Tech	\$66,696	\$66,696
2545	S	1.000	Systems Programmer	\$57,720	\$57,720
2575	S	1.000	Systems Programmer, Senior	\$64,200	\$64,200
2578	S	1.000	Mgr, Instructional Technology	\$69,864	\$69,864
2580	S	1.000	Systems Programmer	\$58,008	\$58,008
2605	S	1.000	Network Security Analyst	\$66,516	\$66,516
4011	S	0.500	Programmer Analyst	\$41,400	\$22,854
4015	S	0.500	Systems Programmer	\$53,520	\$26,760
4017	S	0.500	Telecom Service Rep Senior	\$38,172	\$19,086
4040	S	0.500	Computer Support Specialist,Sr	\$55,728	\$27,864
4096	S	0.500	Mgr, Instructional Technology	\$75,000	\$37,500
4127	S	0.500	Systems Programmer, Senior	\$61,056	\$30,528
4138	S	0.500	Computer Mt Technician, Senior	\$61,296	\$30,648
4146	S	0.500	Systems Programmer, Senior	\$69,876	\$34,938
4211	S	0.500	Computer Support Specialist,Sr	\$50,652	\$25,326
4241	S	0.500	Technician, Master	\$48,324	\$24,162
4287	S	0.500	Office Associate	\$35,700	\$17,850
4288	S	0.500	Computer Support Specialist,Sr	\$49,932	\$24,966
4289	S	0.500	Technician, Master	\$61,056	\$30,528
4290	A	0.500	Director	\$127,464	\$63,732
4324	S	0.500	Web Site Designer/Developer	\$52,812	\$26,406
4325	S	0.500	Computer Support Specialist,Sr	\$50,856	\$25,428
4369	S	0.500	Technician	\$38,364	\$19,182
4376	S	0.500	Systems Specialist	\$63,912	\$31,956
4391	S	0.500	Programmer Analyst	\$41,400	\$20,700
4397	S	0.500	Accounting Associate, Senior	\$0	\$15,084
4398	S	0.500	Computer Maintenance Tech	\$39,408	\$19,704
4403	Z	0.500	Dir,Research Support	\$95,004	\$47,502
4420	S	0.500	Systems Programmer	\$56,400	\$28,200

Position	Type	FTE	Title	Salary	Budget	
1100	12014	Information Technology				
4421	S	0.500	Applications Security Analyst	\$67,488	\$33,744	
4429	S	0.500	Data Center Specialist, II	\$51,804	\$25,902	
4460	S	0.500	Systems Programmer, Senior	\$61,056	\$30,528	
4568	S	0.500	Systems Programmer	\$61,008	\$30,504	
4784	S	0.500	Systems Programmer, Senior	\$58,356	\$29,178	
4814	S	0.500	Systems Specialist	\$76,884	\$38,442	
Admin:	3.500	Staff:	67.500	Admin Pro:	1.500	
Faculty:	0.000	Acad Pro:	0.000	Contract:	0.000	
					\$4,359,010	
1100	12018	Center for Teaching Excellence				
0445	A	1.000	Director/Lecturer,Assoc ETT	\$83,004	\$83,004	
2017	P	1.000	Lecturer,Assoc ETT	\$57,240	\$57,240	
2170	S	1.000	Staff Assistant	\$40,284	\$40,284	
2205	P	1.000	Lecturer,Sr ETT	\$50,448	\$50,448	
Admin:	1.000	Staff:	1.000	Admin Pro:	0.000	
Faculty:	0.000	Acad Pro:	2.000	Contract:	0.000	
					\$230,976	
1100	12025	Observatory				
0811	S	1.000	Engineer, Senior	\$76,644	\$76,644	
1737	S	1.000	Technician	\$39,396	\$39,396	
Admin:	0.000	Staff:	2.000	Admin Pro:	0.000	
Faculty:	0.000	Acad Pro:	0.000	Contract:	0.000	
					\$116,040	

Position	Type	FTE	Title	Salary	Budget	
1100	12028	Dean's Office-Arts&Sciences				
0377	S	1.000	Business Manager, Executive	\$56,196	\$56,196	
0788	S	1.000	Coord, College Affairs	\$53,088	\$53,088	
1392	A	1.000	Dean/Professor	\$195,720	\$195,720	
1811	S	1.000	Coord, Senior, StudentAdvising	\$47,304	\$47,304	
1854	A	1.000	Assoc Dean/Professor	\$126,720	\$126,720	
1878	A	1.000	Assoc Dean/Professor	\$143,064	\$143,064	
1891	S	1.000	Staff Assistant	\$49,548	\$49,548	
2078	S	1.000	Coord, Marketing	\$46,428	\$46,428	
2220	S	1.000	Office Assistant, Senior	\$32,916	\$32,916	
Admin:	3.000	Staff:	6.000	Admin Pro:	0.000	
Faculty:	0.000	Acad Pro:	0.000	Contract:	0.000	
					\$750,984	
1100	12029	Dean's Office-COB				
0153	A	1.000	Assoc Dean/Professor	\$165,516	\$165,516	
0348	S	1.000	Coord, College Affairs	\$61,800	\$61,800	
0930	S	1.000	Coord, Student Advising	\$38,172	\$38,172	
1126	A	1.000	Dean	\$198,912	\$198,912	
1173	S	1.000	Office Associate	\$32,196	\$32,196	
1863	S	1.000	Business Manager	\$45,024	\$45,024	
2104	S	1.000	Office Associate	\$0	\$27,014	
Admin:	2.000	Staff:	5.000	Admin Pro:	0.000	
Faculty:	0.000	Acad Pro:	0.000	Contract:	0.000	
					\$568,634	
1100	12030	Dean's Office-Education				
0317	A	1.000	Dean/Professor	\$194,208	\$194,208	
0749	S	1.000	Office Associate	\$32,424	\$32,424	
1093	S	1.000	Coord, College Affairs	\$58,896	\$58,896	

Position	Type	FTE	Title	Salary	Budget	
1100	12030	Dean's Office-Education				
1578	A	1.000	Assoc Dean/Professor	\$126,204	\$126,204	
1847	S	1.000	Business Manager, Executive	\$77,112	\$77,112	
2214	S	0.875	Coord, Area Public Relations	\$58,740	\$51,408	
Admin:	2.000	Staff:	3.875	Admin Pro:	0.000	
Faculty:	0.000	Acad Pro:	0.000	Contract:	0.000	
					\$540,252	
1100	12031	Dean's Office-Engineering				
0722	A	1.000	Dean/Professor	\$199,536	\$199,536	
1122	S	1.000	Business Manager, Executive	\$60,768	\$60,768	
1899	S	1.000	Accountant	\$48,216	\$48,216	
Admin:	1.000	Staff:	2.000	Admin Pro:	0.000	
Faculty:	0.000	Acad Pro:	0.000	Contract:	0.000	
					\$308,520	
1100	12034	Deans Off-Health Sci				
0313	P	0.102	Research Scientist,Assoc ETT	\$93,576	\$9,553	
0554	S	1.000	Coord, College Affairs	\$44,544	\$44,544	
0814	S	1.000	Mgr, Student Advising	\$52,284	\$52,284	
0826	S	1.000	Office Assistant, Senior	\$28,656	\$28,656	
0905	S	1.000	Business Manager, Executive	\$62,976	\$62,976	
1555	A	1.000	Dean/Professor	\$194,004	\$194,004	
1672	S	1.000	Coord, Student Advising	\$41,136	\$41,136	
1783	F	1.000	Professor	\$108,024	\$108,024	
Admin:	1.000	Staff:	5.000	Admin Pro:	0.000	
Faculty:	1.000	Acad Pro:	0.102	Contract:	0.000	
					\$541,177	

Position	Type	FTE	Title	Salary	Budget	
1100	12035	Deans Office - Law				
0201	S	1.000	Accounting Associate, Senior	\$30,168	\$30,168	
1383	S	0.600	Business Manager, Executive	\$62,604	\$37,563	
1714	A	1.000	Dean/Professor	\$200,004	\$200,004	
Admin:	1.000	Staff:	1.600	Admin Pro:	0.000	
Faculty:	0.000	Acad Pro:	0.000	Contract:	0.000	
					\$267,735	
1100	12115	Instruction - A & S				
1152	S	1.000	Accountant	\$42,648	\$42,648	
1735	P	1.000	Lecturer,Asst	\$34,788	\$34,788	
2164	S	0.481	Laboratory Technician I	\$39,708	\$19,086	
Admin:	0.000	Staff:	1.481	Admin Pro:	0.000	
Faculty:	0.000	Acad Pro:	1.000	Contract:	0.000	
					\$96,522	
1100	12120	Anthropology				
0158	F	1.000	Assoc Professor	\$65,004	\$65,004	
0326	F	1.000	Assoc Professor	\$65,076	\$65,076	
0462	F	1.000	Assoc Professor	\$65,004	\$65,004	
0465	F	1.000	Asst Professor	\$55,596	\$55,596	
0520	F	1.000	Professor	\$91,140	\$91,140	
0677	F	1.000	Professor	\$68,400	\$68,400	
0889	F	1.000	Assoc Professor	\$62,880	\$62,880	
1149	F	1.000	Professor	\$83,268	\$83,268	
1374	F	1.000	Assoc Professor	\$66,744	\$11,124	
1399	F	1.000	Assoc Professor	\$63,312	\$63,312	
1694	A	1.000	Department Head/Professor	\$89,244	\$89,244	
1760	S	1.000	Office Associate, Senior	\$41,436	\$41,436	
1908	F	1.000	Professor	\$95,112	\$95,112	

Position	Type	FTE	Title	Salary	Budget
1100	12120	Anthropology			
2182	P	1.000	Research Scientist,Sr ETT	\$53,520	\$53,520
2557	F	1.000	Asst Professor	\$60,000	\$60,000
Admin:	1.000	Staff:	1.000	Admin Pro:	0.000
Faculty:	12.000	Acad Pro:	1.000	Contract:	0.000
					\$970,116
1100	12121	American Studies			
0176	F	1.000	Asst Professor	\$55,008	\$55,008
1218	S	1.000	Office Associate	\$39,132	\$39,132
1413	F	1.000	Asst Professor	\$57,000	\$57,000
1556	F	1.000	Assoc Professor	\$73,320	\$73,320
1648	F	1.000	Professor	\$92,820	\$92,820
4109	A	0.500	Director/Professor	\$111,372	\$55,686
Admin:	0.500	Staff:	1.000	Admin Pro:	0.000
Faculty:	4.000	Acad Pro:	0.000	Contract:	0.000
					\$372,966
1100	12122	Art			
0274	F	1.000	Asst Professor	\$52,008	\$52,008
0303	F	1.000	Professor	\$73,428	\$73,428
0636	A	1.000	Department Head/Professor	\$101,592	\$101,592
0745	P	1.000	Lecturer,Asst ETT	\$48,120	\$48,120
0896	F	1.000	Asst Professor	\$54,000	\$54,000
0897	P	1.000	Research Scientist,Asst ETT	\$49,896	\$49,896
1638	F	1.000	Asst Professor	\$51,312	\$51,312
1779	F	1.000	Assoc Professor	\$61,980	\$61,980
1791	S	1.000	Office Associate, Senior	\$41,988	\$41,988
1901	F	1.000	Asst Professor	\$54,240	\$54,240
2107	F	1.000	Assoc Professor	\$58,788	\$58,788

Position	Type	FTE	Title	Salary	Budget
1100	12122		Art		
2133	F	1.000	Assoc Professor	\$57,936	\$57,936
2222	F	1.000	Assoc Professor	\$61,836	\$61,836
2226	S	1.000	Office Assistant, Senior	\$39,372	\$39,372
Admin:	1.000	Staff:	2.000	Admin Pro:	0.000
Faculty:	9.000	Acad Pro:	2.000	Contract:	0.000
					\$806,496
1100	12123		Botany		
0107	F	1.000	Assoc Professor	\$41,772	\$69,612
0248	P	0.500	Research Scientist,Sr ETT	\$64,020	\$32,010
0393	F	1.000	Professor	\$103,212	\$103,212
0455	F	1.000	Assoc Professor	\$70,512	\$70,512
0531	F	0.244	Professor	\$98,652	\$24,048
0560	S	1.000	Office Associate, Senior	\$41,676	\$41,676
0614	P	0.750	Lecturer,Asst ETT	\$40,008	\$30,006
0664	F	1.000	Professor	\$88,788	\$110,976
0772	F	1.000	Assoc Professor	\$77,508	\$77,508
0823	F	1.000	Professor	\$95,004	\$95,004
0881	F	1.000	Professor	\$158,652	\$158,652
0942	S	1.000	Accounting Associate, Senior	\$38,928	\$38,928
0967	F	1.000	Assoc Professor	\$77,676	\$77,676
1473	F	1.000	Assoc Professor	\$76,728	\$76,728
1523	P	1.000	Research Scientist,Sr ETT	\$50,592	\$50,592
1568	A	1.000	Department Head/Professor	\$143,064	\$143,064
1825	S	1.000	Accounting Associate	\$35,964	\$35,964
2113	S	1.000	Coord,Greenhouse Operations	\$43,944	\$43,944
Admin:	1.000	Staff:	4.000	Admin Pro:	0.000
Faculty:	9.244	Acad Pro:	2.250	Contract:	0.000
					\$1,280,112

Position	Type	FTE	Title	Salary	Budget
1100	12125	Chemistry			
0129	F	1.000	Asst Professor	\$68,004	\$68,004
0205	F	1.000	Asst Professor	\$67,536	\$67,536
0280	F	1.000	Assoc Professor	\$78,096	\$78,096
0416	A	1.000	Department Head/Professor	\$145,452	\$145,452
0571	F	1.000	Professor	\$87,348	\$87,348
0680	F	1.000	Asst Professor	\$67,536	\$67,536
0912	F	1.000	Professor	\$100,716	\$100,716
0979	S	1.000	Office Associate, Senior	\$47,340	\$47,340
1239	F	1.000	Assoc Professor	\$75,420	\$75,420
1256	P	1.000	Lecturer,Sr ETT	\$63,168	\$63,168
1258	P	1.000	Research Scientist,Assoc ETT	\$59,904	\$59,904
1308	S	1.000	Technician, Master	\$59,448	\$59,448
1584	F	1.000	Assoc Professor	\$79,248	\$79,248
1724	F	1.000	Assoc Professor	\$73,908	\$73,908
1773	F	1.000	Asst Professor	\$67,152	\$67,152
1848	F	1.000	Asst Professor	\$69,252	\$69,252
1926	P	1.000	Lecturer,Sr ETT	\$67,656	\$67,656
2015	S	1.000	Accounting Associate	\$33,192	\$33,192
2139	P	1.000	Lecturer,Assoc ETT	\$50,928	\$50,928
2187	F	1.000	Assoc Professor	\$73,824	\$73,824
2243	S	1.000	Office Associate	\$36,252	\$36,252
Admin:	1.000	Staff:	4.000	Admin Pro:	0.000
Faculty:	12.000	Acad Pro:	4.000	Contract:	0.000
					\$1,471,380
1100	12127	Computer Science			
0168	F	1.000	Asst Professor	\$87,300	\$87,300
0424	S	1.000	Office Associate	\$31,272	\$31,272
0440	F	1.000	Assoc Professor	\$102,432	\$102,432
0450	F	1.000	Professor	\$125,580	\$125,580

Position	Type	FTE	Title	Salary	Budget	
1100	12127	Computer Science				
0781	F	1.000	Assoc Professor	\$95,088	\$95,088	
0793	F	1.000	Asst Professor	\$0	\$90,000	
1476	F	1.000	Professor	\$96,168	\$96,168	
1605	F	1.000	Professor	\$93,300	\$93,300	
1903	F	1.000	Assoc Professor	\$106,260	\$116,892	
2101	P	1.000	Lecturer,Sr ETT	\$71,496	\$71,496	
2147	P	1.000	Lecturer,Sr ETT	\$64,932	\$64,932	
2507	F	1.000	Assoc Professor	\$96,432	\$96,432	
2509	P	1.000	Lecturer,Asst ETT	\$51,408	\$51,408	
Admin:	0.000	Staff:	1.000	Admin Pro:	0.000	
Faculty:	9.000	Acad Pro:	3.000	Contract:	0.000	
					\$1,122,300	

1100	12129	Comm/Mass Media				
0154	A	1.000	Department Head/Professor	\$98,904	\$98,904	
0195	P	1.000	Lecturer,Sr ETT	\$60,972	\$60,972	
0257	F	1.000	Asst Professor	\$59,508	\$59,508	
0588	F	1.000	Professor	\$81,636	\$81,636	
0915	F	1.000	Asst Professor	\$56,292	\$56,292	
1162	F	1.000	Professor	\$79,140	\$79,140	
1342	F	1.000	Assoc Professor	\$67,368	\$67,368	
1618	F	1.000	Professor	\$81,924	\$81,924	
1883	S	1.000	Office Associate, Senior	\$40,704	\$40,704	
2048	P	1.000	Lecturer,Sr ETT	\$59,520	\$59,520	
2051	P	1.000	Lecturer,Asst ETT	\$45,000	\$45,000	
2055	F	1.000	Assoc Professor	\$58,752	\$58,752	
2065	P	1.000	Lecturer,Assoc ETT	\$49,020	\$49,020	
2120	P	1.000	Lecturer,Assoc ETT	\$45,048	\$45,048	
Admin:	1.000	Staff:	1.000	Admin Pro:	0.000	
Faculty:	7.000	Acad Pro:	5.000	Contract:	0.000	
					\$883,788	

Position	Type	FTE	Title	Salary	Budget
1100	12130		English		
0110	F	1.000	Assoc Professor	\$62,628	\$62,628
0238	S	1.000	Accounting Associate, Senior	\$38,160	\$38,160
0242	A	1.000	Department Head/Professor	\$105,768	\$105,768
0300	P	1.000	Lecturer,Assoc ETT	\$43,032	\$43,032
0359	S	1.000	Office Associate, Senior	\$36,504	\$36,504
0483	S	1.000	Office Assistant, Senior	\$24,036	\$24,036
0489	F	1.000	Asst Professor	\$57,000	\$57,000
0510	P	1.000	Lecturer,Sr ETT	\$52,200	\$52,200
0512	P	1.000	Lecturer,Sr ETT	\$62,508	\$62,508
0540	F	1.000	Assoc Professor	\$81,888	\$81,888
0575	F	1.000	Asst Professor	\$57,000	\$57,000
0632	P	1.000	Lecturer,Asst	\$36,000	\$6,000
0652	S	1.000	Office Associate	\$30,168	\$30,168
0666	P	1.000	Lecturer,Asst ETT	\$37,008	\$37,008
0679	F	1.000	Assoc Professor	\$61,620	\$61,620
0714	F	1.000	Professor	\$92,328	\$15,388
0724	P	1.000	Lecturer,Asst	\$36,000	\$36,000
0731	F	1.000	Professor	\$75,888	\$75,888
1029	F	1.000	Professor	\$57,456	\$95,748
1063	F	1.000	Assoc Professor	\$71,616	\$71,616
1083	P	1.000	Lecturer,Asst	\$28,548	\$28,548
1147	F	1.000	Asst Professor	\$55,740	\$55,740
1231	F	1.000	Assoc Professor	\$57,384	\$57,384
1310	P	1.000	Lecturer,Asst ETT	\$38,004	\$38,004
1356	F	1.000	Assoc Professor	\$63,912	\$63,912
1360	P	1.000	Lecturer,Sr ETT	\$50,784	\$50,784
1401	P	1.000	Lecturer,Asst ETT	\$38,004	\$38,004
1539	P	1.000	Lecturer,Asst ETT	\$42,168	\$42,168
1580	A	1.000	Director/Professor	\$102,996	\$102,996
1629	F	1.000	Assoc Professor	\$71,652	\$71,652
1650	P	1.000	Lecturer,Asst ETT	\$37,344	\$37,344
1725	F	1.000	Assoc Professor	\$75,024	\$75,024

Position	Type	FTE	Title	Salary	Budget
1100	12130		English		
1734	F	1.000	Assoc Professor	\$69,408	\$69,408
1767	F	1.000	Assoc Professor	\$62,388	\$62,388
1840	F	1.000	Professor	\$92,064	\$92,064
1880	F	1.000	Professor	\$85,680	\$85,680
2185	A	1.000	Director/Lecturer,Assoc ETT	\$63,600	\$63,600
2230	F	1.000	Asst Professor	\$55,740	\$55,740
2232	A	1.000	Director/Lecturer,Sr ETT	\$57,552	\$57,552
6022	F	1.000	Professor	\$115,104	\$115,104
6221	P	1.000	Lecturer,Asst	\$26,256	\$26,256
Admin:	4.000	Staff:	4.000	Admin Pro:	0.000
Faculty:	20.000	Acad Pro:	13.000	Contract:	0.000
					\$2,339,512
1100	12131		Religious Studies		
0733	F	1.000	Asst Professor	\$60,000	\$60,000
0817	F	1.000	Assoc Professor	\$65,700	\$65,700
0916	P	1.000	Lecturer,Assoc ETT	\$61,884	\$61,884
1305	F	1.000	Assoc Professor	\$68,004	\$68,004
1434	A	1.000	Director/Professor	\$124,188	\$124,188
1633	F	1.000	Assoc Professor	\$38,544	\$64,224
Admin:	1.000	Staff:	0.000	Admin Pro:	0.000
Faculty:	4.000	Acad Pro:	1.000	Contract:	0.000
					\$444,000
1100	12133		Geography		
0244	F	1.000	Assoc Professor	\$67,128	\$67,128
0737	F	1.000	Assoc Professor	\$62,832	\$62,832
0798	F	1.000	Professor	\$100,296	\$75,222
0874	S	1.000	Office Associate, Senior	\$46,392	\$46,392

Position	Type	FTE	Title	Salary	Budget
1100	12133	Geography			
1012	A	1.000	Chairperson/Professor	\$140,580	\$140,580
1512	F	1.000	Assoc Professor	\$75,360	\$75,360
1573	P	1.000	Lecturer,Asst ETT	\$45,000	\$45,000
1842	A	1.000	Dir/Research Scientist ETT	\$104,052	\$104,052
1922	F	1.000	Asst Professor	\$56,004	\$56,004
Admin:	2.000	Staff:	1.000	Admin Pro:	0.000
Faculty:	5.000	Acad Pro:	1.000	Contract:	0.000
					\$672,570
1100	12134	Geology/Geophysics			
0120	F	1.000	Asst Professor	\$65,004	\$65,004
0235	F	1.000	Asst Professor	\$64,728	\$64,728
0290	F	1.000	Professor	\$119,160	\$119,160
0458	S	1.000	Office Assistant, Senior	\$0	\$24,036
0478	P	1.000	Research Scientist,Asst ETT	\$60,000	\$60,000
0603	F	1.000	Assoc Professor	\$90,000	\$90,000
0675	F	1.000	Assoc Professor	\$76,224	\$76,224
0727	F	1.000	Asst Professor	\$63,228	\$63,228
0770	F	1.000	Professor	\$96,720	\$16,120
0993	F	1.000	Professor	\$90,108	\$90,108
1042	S	1.000	Office Associate	\$30,168	\$30,168
1271	S	1.000	Office Associate, Senior	\$44,004	\$44,004
1297	F	1.000	Professor	\$83,484	\$83,484
1461	F	1.000	Professor	\$86,988	\$86,988
1479	A	1.000	Department Head/Professor	\$102,324	\$102,324
1598	P	1.000	Lecturer,Sr ETT	\$85,584	\$14,264
1616	P	1.000	Lecturer,Assoc ETT	\$62,808	\$62,808
1623	F	1.000	Assoc Professor	\$69,516	\$69,516
1677	F	1.000	Professor	\$92,364	\$92,364
1736	F	1.000	Assoc Professor	\$66,864	\$66,864

Position	Type	FTE	Title	Salary	Budget
1100	12134	Geology/Geophysics			
1778	P	1.000	Research Scientist,Sr ETT	\$73,536	\$73,536
1795	F	1.000	Professor	\$121,512	\$121,512
1852	S	1.000	Systems Programmer, Senior	\$68,808	\$68,808
1887	F	1.000	Assoc Professor	\$75,396	\$75,396
1925	F	1.000	Assoc Professor	\$80,616	\$80,616
2183	S	1.000	Office Associate	\$0	\$37,320
2229	S	1.000	Dept Editor/PublishingCoord	\$42,648	\$42,648
2245	S	1.000	Archives Specialist	\$33,204	\$33,204
4022	P	0.444	Post Doc Res Assoc	\$45,000	\$20,000
4406	S	0.500	Computer Support Spec, Exec	\$55,128	\$27,564
6092	S	1.000	Laboratory Technician III	\$42,012	\$42,012

Admin:	1.000	Staff:	8.500	Admin Pro:	0.000	
Faculty:	16.000	Acad Pro:	4.444	Contract:	0.000	\$1,944,008

1100	12136	History			
0217	F	1.000	Assoc Professor	\$64,344	\$64,344
0423	F	1.000	Assoc Professor	\$67,176	\$67,176
0528	A	1.000	Department Head/Assoc Prof	\$83,400	\$83,400
0688	F	1.000	Assoc Professor	\$62,688	\$62,688
0815	F	1.000	Assoc Professor	\$69,540	\$69,540
1245	S	1.000	Office Associate	\$38,100	\$38,100
1463	F	1.000	Professor	\$79,668	\$79,668
1467	F	1.000	Asst Professor	\$57,000	\$57,000
1639	A	0.038	Assoc Dir/Archivist,Assoc ETT	\$91,776	\$3,506
1756	F	1.000	Asst Professor	\$54,552	\$54,552

Position	Type	FTE	Title	Salary	Budget
1100	12136		History		
2155	F	1.000	Asst Professor	\$58,008	\$58,008
2200	P	1.000	Lecturer,Asst ETT	\$50,004	\$50,004
Admin:	1.038	Staff:	1.000	Admin Pro:	0.000
Faculty:	8.000	Acad Pro:	1.000	Contract:	0.000
					\$687,986
1100	12137		Mathematics		
0344	F	1.000	Assoc Professor	\$77,724	\$77,724
0515	F	1.000	Assoc Professor	\$63,108	\$63,108
0527	F	1.000	Assoc Professor	\$69,624	\$69,624
0555	F	1.000	Assoc Professor	\$81,888	\$81,888
0598	S	1.000	Accounting Associate, Senior	\$0	\$40,536
0602	F	1.000	Assoc Professor	\$84,084	\$84,084
0709	A	1.000	Director/Assoc Professor	\$78,672	\$78,672
0713	F	1.000	Professor	\$95,868	\$95,868
0715	F	1.000	Assoc Professor	\$72,852	\$72,852
0774	F	1.000	Asst Professor	\$65,004	\$65,004
0864	F	1.000	Assoc Professor	\$77,928	\$77,928
0887	P	1.000	Lecturer,Sr ETT	\$66,156	\$66,156
1022	F	1.000	Assoc Professor	\$68,604	\$68,604
1091	P	1.000	Lecturer,Sr ETT	\$54,468	\$54,468
1103	A	1.000	Department Head/Professor	\$127,884	\$127,884
1331	F	1.000	Asst Professor	\$67,500	\$67,500
1334	S	1.000	Office Associate, Senior	\$34,128	\$34,128
1458	P	1.000	Lecturer,Asst ETT	\$43,344	\$43,344
1505	F	1.000	Asst Professor	\$67,500	\$67,500
1604	F	1.000	Assoc Professor	\$78,756	\$78,756
1812	F	1.000	Assoc Professor	\$68,616	\$68,616
1892	F	1.000	Professor	\$85,824	\$85,824
1913	F	1.000	Professor	\$167,784	\$167,784

Position	Type	FTE	Title	Salary	Budget	
1100	12137	Mathematics				
1924	S	1.000	Office Associate	\$30,168	\$30,168	
2175	P	1.000	Lecturer,Asst	\$47,256	\$47,256	
2177	F	1.000	Assoc Professor	\$69,324	\$69,324	
2514	F	1.000	Assoc Professor	\$79,020	\$79,020	
2543	P	1.000	Lecturer,Assoc ETT	\$46,776	\$46,776	
4982	P	0.500	Lecturer,Sr ETT	\$71,340	\$35,670	
Admin:	2.000	Staff:	3.000	Admin Pro:	0.000	
Faculty:	18.000	Acad Pro:	5.500	Contract:	0.000	
					\$2,046,066	

Position	Type	FTE	Title	Salary	Budget	
1100	12138	Mod & Class Lang				
0146	F	1.000	Assoc Professor	\$65,976	\$65,976	
0276	P	1.000	Lecturer,Assoc ETT	\$47,880	\$47,880	
0299	S	1.000	Office Associate, Senior	\$32,628	\$32,628	
0329	F	1.000	Assoc Professor	\$67,044	\$67,044	
0443	P	1.000	Lecturer,Assoc ETT	\$46,668	\$46,668	
0457	F	1.000	Professor	\$71,028	\$11,838	
0484	F	1.000	Professor	\$77,580	\$77,580	
0843	F	1.000	Assoc Professor	\$63,924	\$63,924	
0858	A	1.000	Department Head/Professor	\$100,992	\$100,992	
1753	P	1.000	Lecturer,Asst ETT	\$38,004	\$38,004	
1835	F	1.000	Asst Professor	\$54,180	\$9,030	
2097	F	1.000	Asst Professor	\$56,004	\$56,004	
2099	P	1.000	Lecturer,Sr ETT	\$46,728	\$46,728	
2114	F	1.000	Asst Professor	\$54,000	\$54,000	
2145	F	1.000	Professor	\$78,288	\$78,288	
2212	P	1.000	Lecturer,Asst	\$35,712	\$35,712	

Position	Type	FTE	Title	Salary	Budget
1100	12138	Mod & Class Lang			
2248	P	1.000	Lecturer ETT	\$37,008	\$37,008
2615	P	1.000	Lecturer,Assoc ETT	\$41,136	\$41,136
Admin:	1.000	Staff:	1.000	Admin Pro:	0.000
Faculty:	9.000	Acad Pro:	7.000	Contract:	0.000
					\$910,440
1100	12139	Music			
0127	F	1.000	Asst Professor	\$57,492	\$57,492
0171	F	1.000	Asst Professor	\$53,004	\$53,004
0261	F	1.000	Professor	\$80,220	\$80,220
0422	F	1.000	Professor	\$74,628	\$74,628
0426	F	1.000	Professor	\$73,044	\$73,044
0442	F	1.000	Professor	\$73,092	\$73,092
0519	F	1.000	Professor	\$71,856	\$71,856
0533	S	1.000	Office Associate, Senior	\$32,628	\$32,628
0739	P	1.000	Lecturer,Sr ETT	\$56,316	\$56,316
0760	F	1.000	Asst Professor	\$54,072	\$54,072
1034	S	1.000	Office Assistant, Senior	\$28,488	\$28,488
1187	F	1.000	Assoc Professor	\$69,252	\$11,542
1283	F	1.000	Professor	\$72,756	\$72,756
1373	F	1.000	Asst Professor	\$53,004	\$53,004
1437	F	1.000	Assoc Professor	\$59,616	\$59,616
1484	P	1.000	Lecturer,Asst ETT	\$50,004	\$50,004
1632	F	1.000	Professor	\$74,064	\$74,064
1670	F	1.000	Professor	\$72,828	\$72,828
1720	F	1.000	Asst Professor	\$53,508	\$8,918
1805	F	1.000	Assoc Professor	\$71,412	\$71,412

Position	Type	FTE	Title	Salary	Budget
1100	12139		Music		
1857	F	1.000	Professor	\$78,432	\$78,432
1876	F	1.000	Dept Chair/Professor	\$98,280	\$98,280
Admin:	0.000	Staff:	2.000	Admin Pro:	0.000
Faculty:	18.000	Acad Pro:	2.000	Contract:	0.000
					\$1,305,696
1100	12142		Philosophy		
0279	F	1.000	Assoc Professor	\$67,800	\$67,800
0514	F	1.000	Asst Professor	\$58,632	\$58,632
0539	F	1.000	Assoc Professor	\$67,068	\$67,068
0542	A	1.000	Department Head/Assoc Prof	\$87,876	\$87,876
1003	F	1.000	Assoc Professor	\$74,664	\$74,664
1132	F	1.000	Professor	\$101,028	\$101,028
Admin:	1.000	Staff:	0.000	Admin Pro:	0.000
Faculty:	5.000	Acad Pro:	0.000	Contract:	0.000
					\$457,068
1100	12144		Physics & Astronomy		
0156	F	1.000	Assoc Professor	\$74,352	\$74,352
0174	P	1.000	Lecturer,Asst	\$54,828	\$54,828
0421	F	1.000	Assoc Professor	\$78,180	\$78,180
0447	S	1.000	Office Associate	\$36,228	\$36,228
0500	P	1.000	Lecturer,Assoc ETT	\$62,916	\$62,916
0521	P	1.000	Lecturer,Sr ETT	\$77,952	\$77,952
0866	A	1.000	Department Head/Professor	\$126,900	\$126,900
0914	F	1.000	Asst Professor	\$67,008	\$67,008
1197	F	1.000	Assoc Professor	\$77,976	\$77,976
1562	F	1.000	Professor	\$81,228	\$81,228
1653	F	1.000	Professor	\$106,116	\$106,116

Position	Type	FTE	Title	Salary	Budget	
1100	12144	Physics & Astronomy				
1802	F	1.000	Asst Professor	\$69,000	\$69,000	
1830	S	1.000	Coord, Instructional Lab	\$44,736	\$44,736	
1858	F	1.000	Professor	\$115,956	\$115,956	
2115	F	1.000	Asst Professor	\$69,000	\$11,500	
2143	F	1.000	Asst Professor	\$70,008	\$70,008	
Admin:	1.000	Staff:	2.000	Admin Pro:	0.000	
Faculty:	10.000	Acad Pro:	3.000	Contract:	0.000	
					\$1,154,884	
1100	12148	Political Science				
0104	A	1.000	Department Head/Professor	\$114,744	\$114,744	
0161	F	1.000	Professor	\$90,564	\$90,564	
0166	F	1.000	Assoc Professor	\$67,344	\$67,344	
0271	F	1.000	Assoc Professor	\$52,680	\$67,800	
0767	F	1.000	Professor	\$91,368	\$91,368	
0877	F	1.000	Assoc Professor	\$66,036	\$66,036	
0966	F	1.000	Asst Professor	\$60,000	\$60,000	
1092	F	1.000	Asst Professor	\$57,348	\$57,348	
1312	F	1.000	Asst Professor	\$57,348	\$57,348	
1793	S	1.000	Office Associate, Senior	\$46,584	\$46,584	
2223	S	1.000	Office Assistant, Senior	\$29,616	\$29,616	
Admin:	1.000	Staff:	2.000	Admin Pro:	0.000	
Faculty:	8.000	Acad Pro:	0.000	Contract:	0.000	
					\$748,752	
1100	12149	Intl Studies				
0335	F	1.000	Asst Professor	\$56,760	\$56,760	
0538	S	1.000	Office Associate	\$30,168	\$30,168	
0776	P	1.000	Lecturer,Sr ETT	\$57,348	\$57,348	

Position	Type	FTE	Title	Salary	Budget
1100	12149	Intl Studies			
0782	F	1.000	Asst Professor	\$58,008	\$58,008
0923	A	1.000	Director/Professor	\$100,788	\$100,788
2052	S	1.000	Coord, Student Advising	\$39,168	\$39,168
Admin:	1.000	Staff:	2.000	Admin Pro:	0.000
Faculty:	2.000	Acad Pro:	1.000	Contract:	0.000
					\$342,240
1100	12151	Psychology			
0135	F	1.000	Professor	\$106,680	\$106,680
0559	P	1.000	Lecturer,Assoc ETT	\$56,280	\$56,280
0565	F	1.000	Professor	\$80,592	\$80,592
0638	F	1.000	Assoc Professor	\$61,392	\$61,392
0898	S	1.000	Office Assistant, Senior	\$32,868	\$32,868
0899	S	1.000	Accounting Associate, Senior	\$39,660	\$39,660
0907	S	1.000	Coord, Student Advising	\$48,240	\$48,240
0954	F	1.000	Assoc Professor	\$71,100	\$71,100
1066	F	1.000	Assoc Professor	\$71,880	\$71,880
1088	F	0.751	Asst Professor	\$63,480	\$63,480
1200	F	1.000	Assoc Professor	\$69,756	\$69,756
1228	F	1.000	Professor	\$81,984	\$81,984
1582	F	1.000	Asst Professor	\$61,416	\$61,416
1709	A	1.000	Department Head/Professor	\$104,580	\$104,580
1927	F	1.000	Asst Professor	\$64,008	\$64,008
2167	P	1.000	Lecturer,Asst ETT	\$47,004	\$47,004
2255	F	1.000	Asst Professor	\$64,008	\$64,008
2511	F	1.000	Asst Professor	\$59,580	\$59,580
Admin:	1.000	Staff:	3.000	Admin Pro:	0.000
Faculty:	11.751	Acad Pro:	2.000	Contract:	0.000
					\$1,184,508

Position	Type	FTE	Title	Salary	Budget
1100	12153	Sociology			
0460	F	1.000	Professor	\$96,852	\$96,852
0641	F	1.000	Professor	\$109,536	\$109,536
0655	A	1.000	Department Head/Professor	\$95,220	\$100,730
1004	F	1.000	Assoc Professor	\$70,848	\$70,848
1064	S	1.000	Office Associate	\$37,920	\$37,920
1069	F	1.000	Professor	\$85,584	\$85,584
1686	F	1.000	Asst Professor	\$63,000	\$63,000
1790	A	1.000	Director/Professor	\$141,192	\$141,192
2556	F	1.000	Asst Professor	\$63,000	\$63,000
Admin:	2.000	Staff:	1.000	Admin Pro:	0.000
Faculty:	6.000	Acad Pro:	0.000	Contract:	0.000
					\$768,662
1100	12154	Statistics			
0144	F	1.000	Assoc Professor	\$70,932	\$11,822
0444	F	1.000	Professor	\$91,800	\$91,800
0599	F	1.000	Professor	\$105,732	\$105,732
0763	F	1.000	Assoc Professor	\$74,448	\$74,448
1533	S	1.000	Office Associate, Senior	\$38,640	\$38,640
1631	A	1.000	Department Head/Professor	\$102,864	\$102,864
1755	F	1.000	Professor	\$83,952	\$83,952
Admin:	1.000	Staff:	1.000	Admin Pro:	0.000
Faculty:	5.000	Acad Pro:	0.000	Contract:	0.000
					\$509,258
1100	12155	Theatre Dance			
0273	F	1.000	Assoc Professor	\$63,420	\$63,420
0434	S	1.000	Coord, Fine Arts Programs	\$51,096	\$51,096
0470	F	1.000	Professor	\$82,140	\$82,140

Position	Type	FTE	Title	Salary	Budget
1100	12155	Theatre Dance			
0732	F	1.000	Professor	\$89,496	\$89,496
1363	P	1.000	Lecturer,Asst	\$38,100	\$38,100
1451	F	1.000	Professor	\$79,452	\$79,452
1459	F	1.000	Professor	\$81,828	\$81,828
1583	A	1.000	Department Head/Professor	\$108,288	\$113,588
1589	F	1.000	Assoc Professor	\$66,372	\$66,372
1669	F	1.000	Assoc Professor	\$63,624	\$63,624
1705	F	1.000	Asst Professor	\$57,360	\$57,360
1747	F	1.000	Professor	\$106,692	\$100,020
1792	F	1.000	Asst Professor	\$52,212	\$52,212
1832	F	1.000	Asst Professor	\$52,188	\$52,188
2040	S	1.000	Office Assistant, Senior	\$27,996	\$27,996
2063	S	1.000	Office Associate, Senior	\$40,032	\$40,032
2180	P	1.000	Lecturer,Assoc ETT	\$61,176	\$61,176
2547	F	1.000	Asst Professor	\$55,104	\$55,104
2548	P	1.000	Lecturer,Asst	\$45,000	\$7,500
Admin:	1.000	Staff:	3.000	Admin Pro:	0.000
Faculty:	12.000	Acad Pro:	3.000	Contract:	0.000
					\$1,182,704
1100	12156	Zoology & Physiology			
0101	P	1.000	Lecturer,Asst ETT	\$52,008	\$52,008
0210	S	1.000	Laboratory Assistant, Senior	\$34,044	\$34,044
0220	F	1.000	Professor	\$110,928	\$110,928
0292	F	1.000	Professor	\$56,916	\$94,848
0313	P	0.898	Research Scientist,Assoc ETT	\$93,576	\$84,024
0360	F	1.000	Asst Professor	\$71,004	\$71,004
0486	F	1.000	Asst Professor	\$70,008	\$70,008
0522	F	1.000	Professor	\$82,392	\$82,392
0703	F	1.000	Assoc Professor	\$77,088	\$77,088

Position	Type	FTE	Title	Salary	Budget
1100	12156	Zoology & Physiology			
0742	S	1.000	Office Associate	\$30,168	\$30,168
0755	F	1.000	Professor	\$73,716	\$73,716
0869	S	1.000	Office Manager	\$44,964	\$44,964
0939	S	1.000	Technician, Senior	\$48,048	\$48,048
0965	P	1.000	Research Scientist, Assoc ETT	\$36,348	\$60,576
1024	F	1.000	Asst Professor	\$70,008	\$70,008
1043	A	0.888	Director/Professor	\$119,892	\$106,464
1087	S	1.000	Technician, Senior	\$45,492	\$45,492
1232	F	1.000	Professor	\$93,144	\$93,144
1267	F	0.784	Professor	\$125,328	\$98,292
1274	A	1.000	Department Head/Professor	\$138,660	\$138,660
1417	F	1.000	Asst Professor	\$66,000	\$66,000
1460	F	1.000	Professor	\$81,468	\$81,468
1481	F	1.000	Professor	\$90,240	\$15,040
1561	F	1.000	Professor	\$76,776	\$76,776
1738	F	1.000	Professor	\$127,692	\$127,692
1786	F	1.000	Asst Professor	\$72,000	\$72,000
1796	F	1.000	Professor	\$82,332	\$82,332
2029	S	1.000	Accounting Associate, Senior	\$30,876	\$30,876
2154	F	1.000	Assoc Professor	\$77,160	\$77,160
2227	A	0.611	Assoc Dean/Professor	\$121,416	\$74,213
4338	S	0.500	Curator	\$50,064	\$25,032
Admin:	2.499	Staff:	6.500	Admin Pro:	0.000
Faculty:	17.784	Acad Pro:	2.898	Contract:	0.000
					\$2,214,465

Position	Type	FTE	Title	Salary	Budget
1100	12159	Natural Science Prog			
0353	A	1.000	Director/Lecturer,Sr ETT	\$79,044	\$65,868
Admin:	1.000	Staff:	0.000	Admin Pro:	0.000
Faculty:	0.000	Acad Pro:	0.000	Contract:	0.000
					\$65,868
1100	12160	Univ Honors Program			
0819	A	1.000	Director/Assoc Professor	\$109,608	\$109,608
1184	S	1.000	Office Associate, Senior	\$32,628	\$32,628
Admin:	1.000	Staff:	1.000	Admin Pro:	0.000
Faculty:	0.000	Acad Pro:	0.000	Contract:	0.000
					\$142,236
1100	12180	Criminal Justice			
0813	F	1.000	Assoc Professor	\$70,524	\$70,524
0820	F	1.000	Asst Professor	\$59,832	\$59,832
1096	P	1.000	Lecturer,Sr ETT	\$55,836	\$55,836
1163	F	1.000	Professor	\$90,108	\$90,108
1553	F	1.000	Assoc Professor	\$73,992	\$73,992
1637	F	1.000	Assoc Professor	\$68,424	\$68,424
1776	F	1.000	Asst Professor	\$55,500	\$55,500
1912	A	1.000	Department Head/Assoc Prof	\$91,236	\$91,236
2173	S	1.000	Office Associate, Senior	\$43,152	\$43,152
2250	P	1.000	Lecturer,Sr ETT	\$99,528	\$99,528
Admin:	1.000	Staff:	1.000	Admin Pro:	0.000
Faculty:	6.000	Acad Pro:	2.000	Contract:	0.000
					\$708,132

Position	Type	FTE	Title	Salary	Budget
1100	12181	Women's Studies			
0240	F	1.000	Asst Professor	\$61,008	\$61,008
0265	A	1.000	Director/Professor	\$94,416	\$94,416
1325	F	1.000	Professor	\$89,268	\$89,268
1696	S	1.000	Office Associate	\$37,512	\$37,512
2211	F	1.000	Assoc Professor	\$65,340	\$65,340
Admin:	1.000	Staff:	1.000	Admin Pro:	0.000
Faculty:	3.000	Acad Pro:	0.000	Contract:	0.000
					\$347,544
1100	12186	Graduate Bus Programs-COB			
2247	S	1.000	Office Associate	\$35,004	\$35,004
Admin:	0.000	Staff:	1.000	Admin Pro:	0.000
Faculty:	0.000	Acad Pro:	0.000	Contract:	0.000
					\$35,004
1100	12187	Accounting-COB			
0147	S	1.000	Office Associate	\$44,136	\$44,136
0213	F	1.000	Professor	\$134,364	\$134,364
0346	F	1.000	Professor	\$72,504	\$120,840
0642	F	1.000	Asst Professor	\$112,200	\$120,000
0783	A	1.000	Chairperson/Professor	\$132,648	\$132,648
0882	F	1.000	Assoc Professor	\$105,516	\$105,516
1138	F	1.000	Assoc Professor	\$115,296	\$115,296
1208	P	1.000	Lecturer,Assoc	\$54,408	\$54,408
1247	P	1.000	Lecturer,Assoc	\$53,076	\$53,076
1362	P	0.776	Lecturer,Assoc	\$40,008	\$34,920
1674	F	1.000	Visiting Asst Professor	\$0	\$120,000

Position	Type	FTE	Title	Salary	Budget
1100	12187	Accounting-COB			
1742	S	1.000	Office Assistant, Senior	\$27,288	\$27,288
1853	P	1.000	Lecturer,Sr	\$55,056	\$55,056
Admin:	1.000	Staff:	2.000	Admin Pro:	0.000
Faculty:	6.000	Acad Pro:	3.776	Contract:	0.000
					\$1,117,548
1100	12189	Mgmt & Mktg - COB			
0184	F	1.000	Professor	\$118,668	\$118,668
0202	F	1.000	Assoc Professor	\$51,216	\$85,344
0216	F	1.000	Asst Professor	\$99,504	\$99,504
0305	F	1.000	Asst Professor	\$109,008	\$109,008
0312	F	1.000	Professor	\$156,720	\$156,720
0498	F	1.000	Professor	\$116,160	\$116,160
0508	F	1.000	Scarlett Chair of Business	\$144,744	\$144,744
0597	P	1.000	Lecturer,Assoc	\$61,572	\$61,572
0633	F	1.000	Assoc Professor	\$92,124	\$92,124
0862	F	1.000	Asst Professor	\$99,504	\$110,004
0868	F	0.881	Assoc Professor	\$127,152	\$112,020
0957	F	1.000	Asst Professor	\$97,452	\$97,452
0976	F	1.000	Assoc Professor	\$117,372	\$117,372
0978	F	1.000	Assoc Professor	\$95,316	\$95,316
1260	F	1.000	Asst Professor	\$115,008	\$115,008
1321	F	1.000	Assoc Professor	\$104,412	\$104,412
1741	S	1.000	Office Associate, Senior	\$33,636	\$33,636
2224	S	1.000	Office Assistant, Senior	\$25,608	\$25,608
2551	F	1.000	Asst Professor	\$110,004	\$110,004
2617	F	1.000	Instructor	\$86,004	\$86,004
Admin:	0.000	Staff:	2.000	Admin Pro:	0.000
Faculty:	16.881	Acad Pro:	1.000	Contract:	0.000
					\$1,990,680

Position	Type	FTE	Title	Salary	Budget	
1100	12190	Econ & Finance - COB				
0467	A	0.424	True Chair, Energy Economics	\$147,564	\$62,544	
0499	F	1.000	Professor	\$98,472	\$98,472	
0658	F	1.000	Asst Professor	\$110,004	\$110,004	
0771	F	1.000	Assoc Professor	\$88,620	\$88,620	
0806	F	1.000	Assoc Professor	\$86,100	\$86,100	
0860	F	1.000	Visiting Professor	\$45,000	\$45,000	
0922	F	0.758	Visiting Professor	\$64,608	\$48,966	
1074	F	0.945	Professor	\$159,576	\$150,757	
1094	F	0.600	Assoc Professor	\$92,088	\$55,253	
1100	S	1.000	Office Associate, Senior	\$0	\$38,664	
1151	A	0.900	Director/Assoc Professor	\$105,000	\$94,500	
1155	F	0.727	Dept Chair/Professor	\$182,508	\$132,731	
1233	F	1.000	Assoc Professor	\$95,976	\$95,976	
1243	A	1.000	Assoc Dean/Professor	\$146,268	\$146,268	
1408	F	1.000	Asst Professor	\$110,544	\$110,544	
1503	F	1.000	Asst Professor	\$87,012	\$87,012	
1526	F	1.000	Professor	\$124,812	\$124,812	
1577	F	0.796	Distinguished Professor	\$151,956	\$120,973	
1597	F	1.000	Asst Professor	\$120,000	\$120,000	
1640	F	1.000	Asst Professor	\$90,000	\$90,000	
1763	S	1.000	Office Associate	\$34,896	\$34,896	
2550	F	1.000	Asst Professor	\$0	\$126,000	
Admin:	2.324	Staff:	2.000	Admin Pro:	0.000	\$2,068,092
Faculty:	15.826	Acad Pro:	0.000	Contract:	0.000	

Position	Type	FTE	Title	Salary	Budget
1100	12191	Inst-Education			
0653	P	1.000	Lecturer,Asst	\$0	\$18,897
0692	P	1.000	Lecturer,Asst	\$38,004	\$6,334
2053	P	1.000	Lecturer,Asst	\$46,152	\$46,152
Admin:	0.000	Staff:	0.000	Admin Pro:	0.000
Faculty:	0.000	Acad Pro:	3.000	Contract:	0.000
					\$71,383
1100	12194	Ed/Partnership			
0940	A	1.000	Director/Professor	\$99,804	\$99,804
Admin:	1.000	Staff:	0.000	Admin Pro:	0.000
Faculty:	0.000	Acad Pro:	0.000	Contract:	0.000
					\$99,804
1100	12195	ED/SMTC			
0894	S	1.000	Office Associate	\$0	\$30,168
Admin:	0.000	Staff:	1.000	Admin Pro:	0.000
Faculty:	0.000	Acad Pro:	0.000	Contract:	0.000
					\$30,168
1100	12196	Undergrad Studies			
0223	A	1.000	Assoc Dean/Professor	\$114,408	\$114,408
0291	S	1.000	Mgr, Student Advising	\$52,896	\$52,896
0944	S	1.000	Office Associate	\$33,228	\$33,228
1301	S	1.000	Office Associate, Senior	\$46,776	\$46,776

Position	Type	FTE	Title	Salary	Budget
1100	12196	Undergrad Studies			
1381	S	1.000	Office Associate	\$30,168	\$30,168
1506	S	1.000	Coord, Student Advising	\$41,124	\$41,124
Admin:	1.000	Staff:	5.000	Admin Pro:	0.000
Faculty:	0.000	Acad Pro:	0.000	Contract:	0.000
					\$318,600
1100	12198	ED/Educational Studies			
0194	F	1.000	Asst Professor	\$60,840	\$60,840
0214	A	1.000	Department Head/Professor	\$0	\$76,193
0325	F	1.000	Assoc Professor	\$64,704	\$64,704
0758	S	1.000	Office Associate	\$32,568	\$32,568
0999	S	1.000	Office Associate	\$30,168	\$32,568
1059	F	1.000	Assoc Professor	\$64,968	\$64,968
1099	P	1.000	Lecturer,Asst ETT	\$60,060	\$60,060
1116	F	1.000	Assoc Professor	\$0	\$67,416
1785	F	1.000	Assoc Professor	\$65,628	\$65,628
2619	F	1.000	Asst Professor	\$64,896	\$64,896
Admin:	1.000	Staff:	2.000	Admin Pro:	0.000
Faculty:	6.000	Acad Pro:	1.000	Contract:	0.000
					\$589,841
1100	12207	Instruction-Engineer			
0747	S	1.000	Accounting Associate, Senior	\$39,156	\$39,156
0795	P	1.000	Lecturer,Asst ETT	\$63,300	\$63,300
0805	S	1.000	Technician, Master	\$59,292	\$59,292
0918	S	1.000	Office Assistant, Senior	\$0	\$28,932
1109	S	0.537	Technician, Master	\$64,152	\$34,421
1169	S	1.000	Computer Support Spec, Exec	\$76,332	\$76,332
1194	S	0.184	Computer Support Spec, Exec	\$65,148	\$12,000

Position	Type	FTE	Title	Salary	Budget
1100	12207	Instruction-Engineer			
1322	S	1.000	Technician, Senior	\$43,056	\$43,056
1764	P	0.030	Lecturer,Asst ETT	\$0	\$1,824
2090	S	1.000	Systems Programmer	\$54,708	\$54,708
2102	S	1.000	Coord, Student Advising	\$52,116	\$52,116
2616	P	1.000	Lecturer,Asst ETT	\$0	\$60,000
4165	S	0.444	Coord, Area Public Relations	\$0	\$19,980
4524	S	0.500	Office Associate, Senior	\$43,932	\$21,966
Admin:	0.000	Staff:	8.665	Admin Pro:	0.000
Faculty:	0.000	Acad Pro:	2.030	Contract:	0.000
					\$567,083
1100	12210	AES-Ag Engineering			
1109	S	0.463	Technician, Master	\$64,152	\$29,732
Admin:	0.000	Staff:	0.463	Admin Pro:	0.000
Faculty:	0.000	Acad Pro:	0.000	Contract:	0.000
					\$29,732
1100	12211	Atmospheric Science			
0179	F	0.924	Professor	\$109,128	\$100,872
0259	S	1.000	Office Associate	\$41,592	\$41,592
0330	S	0.569	Business Manager, Executive	\$77,292	\$43,992
0340	F	0.500	Professor	\$132,696	\$66,348
0372	S	0.736	Chief Aircraft Mechanic	\$72,168	\$53,082
0530	F	0.923	Professor	\$117,048	\$108,090
0535	F	0.924	Professor	\$99,756	\$92,148
0590	P	0.708	Research Scientist ETT	\$82,956	\$58,709
0728	F	0.747	Assoc Professor	\$71,688	\$53,532
0752	F	0.769	Asst Professor	\$73,056	\$56,172
1073	P	0.968	Research Scientist,Sr ETT	\$97,896	\$94,728

Position	Type	FTE	Title	Salary	Budget
1100	12211	Atmospheric Science			
1225	F	0.937	Professor	\$87,480	\$81,984
1497	F	1.000	Assoc Professor	\$79,740	\$79,740
1884	A	1.000	Department Head/Professor	\$134,124	\$134,124
2047	S	0.500	Research Pilot	\$83,088	\$41,544
2061	Z	0.700	Chief Research Pilot	\$90,000	\$62,983
2068	S	0.500	Research Pilot	\$78,552	\$39,276
2254	S	0.784	Aircraft Maintenance Tech	\$46,908	\$36,789
Admin:	1.000	Staff:	4.089	Admin Pro:	0.700
Faculty:	6.724	Acad Pro:	1.676	Contract:	0.000
					\$1,245,705
1100	12212	Civil/Arch Engineering			
0768	F	1.000	Asst Professor	\$73,332	\$73,332
0779	A	1.000	Interim Dept Head/Assoc Prof	\$82,140	\$84,194
0803	P	1.000	Lecturer,Asst	\$55,008	\$55,008
0804	F	1.000	Professor	\$103,680	\$103,680
0810	F	1.000	Asst Professor	\$73,332	\$73,332
0829	P	1.000	Lecturer,Asst	\$54,000	\$54,000
0844	F	0.569	Professor	\$0	\$48,410
0917	A	1.000	Assoc Dean/Professor	\$127,368	\$127,368
1062	F	1.000	Assoc Professor	\$82,428	\$82,428
1068	S	0.873	Engineer	\$53,520	\$46,723
1106	F	1.000	Assoc Professor	\$82,644	\$82,644
1236	F	1.000	Assoc Professor	\$78,060	\$78,060
1372	A	1.000	Department Head/Professor	\$127,212	\$127,212
1375	F	1.000	Asst Professor	\$72,000	\$72,000
1379	S	1.000	Office Associate	\$0	\$30,168
1394	S	1.000	Accounting Associate, Senior	\$33,804	\$33,804
1480	F	0.885	Professor	\$130,668	\$115,668
1554	F	1.000	Assoc Professor	\$80,448	\$80,448

Position	Type	FTE	Title	Salary	Budget	
1100	12212	Civil/Arch Engineering				
1656	F	1.000	Professor	\$0	\$74,700	
1723	P	1.000	Lecturer,Assoc	\$38,820	\$74,700	
1875	F	0.947	Assoc Professor	\$77,364	\$73,284	
2025	F	1.000	Assoc Professor	\$80,136	\$80,136	
2620	F	1.000	Assoc Professor	\$76,560	\$76,560	
Admin:	3.000	Staff:	2.873	Admin Pro:	0.000	
Faculty:	13.401	Acad Pro:	3.000	Contract:	0.000	
					\$1,747,859	

Position	Type	FTE	Title	Salary	Budget	
1100	12214	Chemical Engineering				
0225	F	1.000	Assoc Professor	\$93,000	\$93,000	
0374	A	1.000	Department Head/Professor	\$123,156	\$123,156	
0437	F	1.000	Professor	\$153,192	\$153,192	
0454	F	1.000	Assoc Professor	\$90,000	\$90,000	
0573	F	1.000	Assoc Professor	\$92,772	\$92,772	
0640	F	1.000	Assoc Professor	\$100,368	\$100,368	
0645	F	1.000	Asst Professor	\$82,200	\$82,200	
0790	F	1.000	Professor	\$37,068	\$37,068	
0910	S	1.000	Office Associate	\$41,472	\$41,472	
0911	F	1.000	Assoc Professor	\$80,160	\$80,160	
0968	F	1.000	Professor	\$120,024	\$120,024	
1055	F	1.000	Asst Professor	\$81,696	\$81,696	
1531	F	1.000	Asst Professor	\$40,848	\$40,848	
1606	S	1.000	Accounting Associate, Senior	\$34,032	\$34,032	
1787	F	1.000	Professor	\$116,784	\$116,784	
2087	F	1.000	Assoc Professor	\$103,788	\$103,788	

Position	Type	FTE	Title	Salary	Budget	
1100	12214	Chemical Engineering				
2554	F	1.000	Asst Professor	\$84,576	\$84,576	
4760	S	0.475	Technician, Senior	\$41,400	\$19,656	
Admin:	1.000	Staff:	2.475	Admin Pro:	0.000	
Faculty:	14.000	Acad Pro:	0.000	Contract:	0.000	
					\$1,494,792	
1100	12218	Electr/Computer Engr				
0124	A	1.000	Department Head/Professor	\$107,112	\$107,112	
0580	S	1.000	Accounting Associate, Senior	\$40,260	\$40,260	
0648	F	1.000	Professor	\$123,276	\$123,276	
0683	S	1.000	Office Associate	\$35,508	\$35,508	
0785	F	1.000	Assoc Professor	\$87,000	\$87,000	
0941	F	1.000	Professor	\$121,296	\$121,296	
1172	F	1.000	Assoc Professor	\$85,176	\$85,176	
1175	P	1.000	Lecturer,Asst	\$48,000	\$75,000	
1361	A	1.000	Department Head/Professor	\$142,164	\$142,164	
1471	S	1.000	Engineer, Senior	\$83,616	\$83,616	
1482	A	1.000	Assoc Dean/Professor	\$115,284	\$115,284	
1491	F	1.000	Professor	\$111,468	\$111,468	
1565	F	1.000	Assoc Professor	\$94,548	\$94,548	
1585	F	1.000	Professor	\$105,072	\$105,072	
1681	S	1.000	Technician, Master	\$60,408	\$60,408	
1739	F	1.000	Assoc Professor	\$90,192	\$90,192	
1774	P	1.000	Lecturer,Assoc ETT	\$68,112	\$68,112	
1775	F	1.000	Assoc Professor	\$85,656	\$85,656	
1841	F	1.000	Professor	\$93,324	\$93,324	
1936	F	1.000	Assoc Professor	\$92,784	\$92,784	
Admin:	3.000	Staff:	4.000	Admin Pro:	0.000	
Faculty:	11.000	Acad Pro:	2.000	Contract:	0.000	
					\$1,817,256	

Position	Type	FTE	Title	Salary	Budget
1100	12221	Mechanical Engr			
0106	F	1.000	Asst Professor	\$77,016	\$77,016
0193	F	1.000	Professor	\$97,092	\$97,092
0388	A	1.000	Department Head/Assoc Prof	\$105,984	\$105,984
0503	S	1.000	Office Associate	\$40,356	\$40,356
0545	F	1.000	Asst Professor	\$76,008	\$76,008
0836	F	1.000	Asst Professor	\$75,000	\$75,000
0884	F	1.000	Assoc Professor	\$98,652	\$98,652
0947	F	1.000	Assoc Professor	\$85,008	\$85,008
0975	F	1.000	Visiting Asst Professor	\$0	\$76,008
1194	S	0.500	Computer Support Spec, Exec	\$65,148	\$32,574
1291	F	1.000	Professor	\$105,456	\$105,456
1344	F	1.000	Professor	\$103,992	\$103,992
1422	F	1.000	Asst Professor	\$0	\$77,280
1478	P	1.000	Lecturer,Assoc ETT	\$36,336	\$36,336
1667	S	1.000	Accounting Associate, Senior	\$44,676	\$44,676
1817	F	1.000	Professor	\$135,756	\$135,756
1819	F	1.000	Professor	\$0	\$157,824
1877	P	1.000	Research Scientist,Sr ETT	\$57,084	\$68,520
Admin:	1.000	Staff:	2.500	Admin Pro:	0.000
Faculty:	12.000	Acad Pro:	2.000	Contract:	0.000
					\$1,493,538

Position	Type	FTE	Title	Salary	Budget
1100	12226	Nursing			
0122	F	1.000	Asst Professor	\$64,008	\$64,008
0211	S	1.000	Business Manager	\$45,024	\$45,024
0304	P	1.000	Lecturer,Assoc	\$55,896	\$55,896
0306	F	1.000	Asst Professor	\$64,008	\$64,008
0342	P	1.000	Lecturer,Asst	\$0	\$54,396
0365	P	1.000	Lecturer,Asst ETT	\$63,588	\$63,588
0477	P	1.000	Lecturer,Asst	\$45,324	\$45,324

Position	Type	FTE	Title	Salary	Budget
1100	12226		Nursing		
0607	P	1.000	Lecturer,Asst ETT	\$55,008	\$55,008
0635	P	1.000	Lecturer,Asst	\$60,000	\$60,000
0726	P	1.000	Lecturer,Asst	\$51,312	\$51,312
0933	A	1.000	Assoc Dean/Clinical Assoc Prof	\$83,004	\$83,004
1053	P	1.000	Lecturer,Assoc	\$0	\$60,936
1071	F	1.000	Assoc Professor	\$72,120	\$72,120
1090	S	1.000	Office Associate	\$33,168	\$33,168
1143	P	1.000	Lecturer,Sr ETT	\$69,144	\$69,144
1293	F	1.000	Asst Professor	\$66,708	\$66,708
1429	S	1.000	Cred Analyst/Academic Advisor	\$47,784	\$47,784
1530	A	1.000	Dean/Director/Professor	\$147,936	\$147,936
1645	F	1.000	Professor	\$115,800	\$115,800
1872	A	1.000	Assoc Dean/Professor	\$111,456	\$111,456
2031	S	1.000	Office Associate	\$38,136	\$38,136
2096	P	0.307	Lecturer,Asst	\$53,004	\$16,296
2108	P	1.000	Lecturer,Assoc	\$56,772	\$56,772
2110	P	1.000	Lecturer,Asst	\$54,396	\$54,396
2111	P	1.000	Lecturer,Asst	\$52,872	\$52,872
2233	P	1.000	Lecturer,Assoc	\$55,668	\$55,668
2621	F	1.000	Professor	\$100,008	\$100,008
4131	S	0.500	Cred Analyst/Academic Advisor	\$38,172	\$19,086
Admin:	3.000	Staff:	4.500	Admin Pro:	0.000
Faculty:	6.000	Acad Pro:	13.307	Contract:	0.000
					\$1,759,854
1100	12231		Social Work		
0302	F	1.000	Asst Professor	\$52,008	\$52,008
0408	F	1.000	Asst Professor	\$0	\$52,008
0476	P	1.000	Lecturer,Assoc	\$58,200	\$58,200
0577	F	1.000	Professor	\$100,272	\$100,272

Position	Type	FTE	Title	Salary	Budget
1100	12231	Social Work			
0644	S	1.000	Office Associate, Senior	\$36,000	\$36,000
0780	F	1.000	Assoc Professor	\$63,780	\$63,780
0925	A	1.000	Director/Assoc Professor	\$0	\$80,388
1635	P	1.000	Lecturer,Asst ETT	\$50,004	\$50,004
1642	P	1.000	Lecturer,Asst	\$45,000	\$53,052
2184	S	1.000	Office Associate	\$30,168	\$30,168
2512	P	1.000	Lecturer,Asst	\$47,004	\$52,008
2555	P	1.000	Lecturer,Asst ETT	\$48,180	\$48,180
2627	P	0.500	Lecturer,Asst ETT	\$48,180	\$24,090
Admin:	1.000	Staff:	2.000	Admin Pro:	0.000
Faculty:	4.000	Acad Pro:	5.500	Contract:	0.000
					\$700,158
1100	12233	Communication Disorders			
0123	F	1.000	Asst Professor	\$60,012	\$60,012
0227	F	1.000	Assoc Professor	\$69,204	\$69,204
0310	P	1.000	Lecturer,Assoc	\$59,760	\$59,760
0349	P	0.680	Lecturer,Assoc	\$35,784	\$24,344
0466	P	1.000	Lecturer,Assoc ETT	\$73,920	\$73,920
0567	A	1.000	Assoc Dean/Professor	\$118,008	\$98,136
0766	S	1.000	Office Associate, Senior	\$32,628	\$32,628
0807	S	1.000	Office Associate	\$36,660	\$36,660
0964	F	1.000	Professor	\$100,032	\$100,032
1082	F	1.000	Asst Professor	\$63,000	\$63,000
1496	A	1.000	Director/Professor	\$112,704	\$112,704
1501	P	1.000	Lecturer,Asst ETT	\$53,172	\$53,172
1593	P	1.000	Lecturer,Assoc	\$51,288	\$51,288
1602	F	1.000	Asst Professor	\$61,500	\$61,500

Position	Type	FTE	Title	Salary	Budget	
1100	12233	Communication Disorders				
1609	F	1.000	Assoc Professor	\$71,904	\$71,904	
2119	P	0.842	Lecturer,Sr ETT	\$82,104	\$69,144	
Admin:	2.000	Staff:	2.000	Admin Pro:	0.000	
Faculty:	6.000	Acad Pro:	5.522	Contract:	0.000	
					\$1,037,408	
1100	12234	Pharmacy				
0142	A	1.000	Director/Professor	\$94,248	\$94,248	
0143	S	1.000	Staff	\$45,000	\$45,000	
0163	F	1.000	Assoc Professor	\$82,704	\$82,704	
0269	F	1.000	Clinical Assoc Prof/Pharm Prac	\$93,552	\$93,552	
0288	A	1.000	Dean/Clinical Professor	\$142,332	\$142,332	
0331	F	1.000	Professor	\$0	\$80,352	
0492	P	1.000	Lecturer,Asst ETT	\$0	\$85,008	
0723	F	1.000	Professor	\$0	\$85,008	
0729	F	1.000	Assoc Professor	\$78,024	\$78,024	
0890	F	1.000	Assoc Professor	\$81,252	\$81,252	
0935	F	1.000	Assoc Professor	\$83,892	\$83,892	
1013	F	1.000	Assoc Professor	\$77,700	\$77,700	
1017	F	1.000	Asst Professor	\$72,000	\$72,000	
1045	F	1.000	Clinical Asst Professor	\$0	\$87,936	
1160	F	1.000	Professor	\$111,252	\$111,252	
1264	A	1.000	Assoc Dean/Professor	\$109,116	\$109,116	
1359	F	1.000	Clinical Asst Professor	\$85,008	\$85,008	
1405	F	1.000	Temporary Asst Professor	\$60,000	\$75,000	
1487	F	1.000	Asst Professor	\$68,724	\$68,724	
1647	F	0.900	Clinical Asst Professor	\$85,008	\$76,508	
1664	F	1.000	Assoc Professor	\$94,128	\$94,128	
1719	P	1.000	Research Scientist,Asst ETT	\$83,340	\$83,340	
1727	S	1.000	Office Associate, Senior	\$37,044	\$37,044	

Position	Type	FTE	Title	Salary	Budget	
1100	12234	Pharmacy				
2515	F	1.000	Clinical Assoc Prof/Pharm Prac	\$100,284	\$100,284	
2526	S	1.000	Laboratory Assistant, Senior	\$32,388	\$32,388	
2527	F	1.000	Assoc Professor	\$93,756	\$93,756	
2529	S	1.000	Mgr, Student Advising	\$45,024	\$45,024	
6174	P	1.000	Lecturer	\$80,352	\$13,392	
Admin:	3.000	Staff:	4.000	Admin Pro:	0.000	
Faculty:	17.900	Acad Pro:	3.000	Contract:	0.000	
					\$2,213,972	
1100	12236	Kinesiology and Health				
0206	S	1.000	Office Associate, Senior	\$32,628	\$32,628	
0307	F	1.000	Assoc Professor	\$70,836	\$70,836	
0402	F	1.000	Asst Professor	\$54,588	\$54,588	
0525	F	1.000	Professor	\$74,604	\$74,604	
0629	F	1.000	Professor	\$78,852	\$78,852	
0778	F	1.000	Asst Professor	\$54,588	\$54,588	
0909	S	1.000	Office Associate	\$34,812	\$34,812	
0928	F	1.000	Asst Professor	\$0	\$54,588	
1036	P	1.000	Lecturer,Assoc ETT	\$48,060	\$48,060	
1040	P	1.000	Lecturer,Assoc ETT	\$50,892	\$50,892	
1075	F	1.000	Asst Professor	\$0	\$54,588	
1204	F	1.000	Assoc Professor	\$69,396	\$69,396	
1624	F	1.000	Asst Professor	\$54,876	\$54,876	
1806	A	1.000	Assoc Dean/Professor	\$117,168	\$117,168	
1849	A	1.000	Director/Professor	\$118,392	\$118,392	
1916	F	1.000	Asst Professor	\$54,588	\$54,588	
Admin:	2.000	Staff:	2.000	Admin Pro:	0.000	
Faculty:	10.000	Acad Pro:	2.000	Contract:	0.000	
					\$1,023,456	

Position	Type	FTE	Title	Salary	Budget
1100	12238	Instruction - Law			
0183	A	1.000	Assoc Dean/Professor	\$141,612	\$141,612
0336	F	1.000	Professor	\$64,704	\$107,832
0341	F	1.000	Associate Librarian ETT	\$67,344	\$67,344
0383	F	1.000	Visiting Professor	\$80,004	\$145,729
0529	F	1.000	Professor	\$150,000	\$150,000
0626	F	0.955	Distinguished Professor	\$80,448	\$128,064
0628	S	1.000	Office Associate	\$35,952	\$35,952
0667	F	1.000	Professor	\$113,616	\$113,616
0697	F	0.951	Distinguished Professor	\$121,236	\$115,237
0775	F	1.000	Asst Professor	\$85,008	\$85,008
0796	F	0.918	Distinguished Professor	\$147,000	\$135,001
0845	S	1.000	Library Specialist	\$35,400	\$35,400
0870	S	1.000	Supervisor, Library Services	\$40,212	\$40,212
0988	Z	1.000	Dir, Law School Career Services	\$58,884	\$58,884
1241	F	0.930	Distinguished Professor	\$170,844	\$158,844
1296	F	1.000	Professor	\$138,048	\$138,048
1333	F	1.000	Professor	\$128,076	\$128,076
1483	F	0.922	Distinguished Professor	\$154,500	\$142,500
1490	S	1.000	Computer Support Specialist	\$43,836	\$43,836
1543	F	1.000	Asst Professor	\$88,008	\$88,008
1619	Z	1.000	DepDir, Admissions&Student Svc	\$54,000	\$54,000
1644	F	0.916	Distinguished Professor	\$143,184	\$131,184
1680	S	1.000	Office Associate, Senior	\$35,892	\$35,892
1730	A	1.000	Assoc Dean/Lecturer, Sr. ETT	\$107,412	\$107,412
1813	F	1.000	Associate Librarian ETT	\$60,060	\$60,060
1866	F	1.000	Assoc Professor	\$101,208	\$101,208
2239	S	1.000	Library Specialist	\$35,832	\$35,832
Admin:	2.000	Staff:	6.000	Admin Pro:	2.000
Faculty:	16.592	Acad Pro:	0.000	Contract:	0.000
					\$2,584,791

Position	Type	FTE	Title	Salary	Budget	
1100	12240	Outreach School Dean				
0212	S	1.000	Business Manager, Executive	\$63,852	\$63,852	
0867	A	1.000	AssocProvost, AA/Dean,Outreach	\$161,376	\$161,376	
2227	A	0.389	Assoc Dean/Professor	\$121,416	\$47,205	
4020	S	0.500	Mgr, Marketing/Programs	\$0	\$25,404	
4038	S	0.500	Coord, Marketing	\$35,292	\$17,646	
4341	S	0.300	Coord, Area Public Relations	\$45,660	\$13,698	
Admin:	1.389	Staff:	2.300	Admin Pro:	0.000	
Faculty:	0.000	Acad Pro:	0.000	Contract:	0.000	\$329,181
1100	12244	OTS - UWTV				
1115	A	1.000	Director	\$82,008	\$82,008	
Admin:	1.000	Staff:	0.000	Admin Pro:	0.000	
Faculty:	0.000	Acad Pro:	0.000	Contract:	0.000	\$82,008
1100	12245	Outreach Credit Prog Personnel				
0396	P	1.000	Lecturer,Sr ETT	\$74,148	\$74,148	
0439	S	1.000	Office Associate, Senior	\$34,512	\$34,512	
0720	S	1.000	Office Associate	\$35,364	\$35,364	
1257	S	1.000	Office Associate	\$36,816	\$36,816	
1324	P	1.000	Lecturer,Asst	\$63,336	\$63,336	
1369	A	1.000	Assoc Dean/Division Head	\$97,692	\$97,692	
1566	S	1.000	Office Associate	\$36,192	\$36,192	
1601	S	1.000	Program Associate I	\$0	\$57,624	
1620	S	1.000	Mgr,Outreach Credit Programs	\$60,936	\$60,936	
1801	S	1.000	Office Associate	\$33,972	\$33,972	
1846	S	1.000	Accountant	\$47,916	\$47,916	
1881	P	1.000	Lecturer,Sr ETT	\$69,084	\$69,084	

Position	Type	FTE	Title	Salary	Budget	
1100	12245	Outreach Credit Prog Personnel				
2041	S	0.500	Coord, Student Advising	\$50,232	\$25,116	
2050	S	1.000	Accounting Associate	\$30,588	\$30,588	
2148	S	1.000	Office Associate	\$30,168	\$30,168	
3066	S	0.333	Inst Tech Educational Spec	\$45,024	\$15,008	
4215	S	0.500	Office Assistant, Senior	\$24,036	\$12,018	
4466	S	0.500	Accounting Associate	\$25,824	\$12,912	
4534	S	0.500	Office Associate, Senior	\$36,000	\$18,000	
Admin:	1.000	Staff:	12.333	Admin Pro:	0.000	
Faculty:	0.000	Acad Pro:	3.000	Contract:	0.000	
					\$791,402	
1100	12248	UW/CC Center				
0801	A	1.000	Assoc Dean/Director/Professor	\$116,640	\$116,640	
0926	F	1.000	Assoc Professor	\$62,292	\$62,292	
0938	S	1.000	Manager, UW/CC Programs	\$61,896	\$61,896	
1191	S	1.000	Office Associate	\$30,168	\$30,168	
1314	F	1.000	Asst Professor	\$58,536	\$58,536	
1826	F	1.000	Assoc Professor	\$61,500	\$61,500	
2041	S	0.500	Coord, Student Advising	\$50,232	\$25,116	
2166	S	1.000	Coord, Student Advising	\$38,172	\$38,172	
2172	S	1.000	Accounting Associate, Senior	\$35,388	\$35,388	
2209	S	1.000	Office Associate, Senior	\$36,708	\$36,708	
2251	S	1.000	Office Assistant, Senior	\$30,540	\$30,540	
4438	P	0.250	Lecturer,Asst	\$51,300	\$12,825	
Admin:	1.000	Staff:	6.500	Admin Pro:	0.000	
Faculty:	3.000	Acad Pro:	0.250	Contract:	0.000	
					\$569,781	

Position	Type	FTE	Title	Salary	Budget
1100	12254	ROTC-Air Force			
0799	S	1.000	Office Associate	\$30,168	\$30,168
Admin:	0.000	Staff:	1.000	Admin Pro:	0.000
Faculty:	0.000	Acad Pro:	0.000	Contract:	0.000
					\$30,168
1100	12255	ROTC-Army			
0105	S	1.000	Office Associate	\$36,660	\$36,660
Admin:	0.000	Staff:	1.000	Admin Pro:	0.000
Faculty:	0.000	Acad Pro:	0.000	Contract:	0.000
					\$36,660
1100	12261	Regional Centers			
0397	S	1.000	Mgr, Marketing/Programs	\$50,808	\$53,496
0446	S	1.000	Academic Coordinator	\$45,024	\$45,024
0543	S	1.000	Academic Coordinator	\$45,024	\$45,024
1290	S	1.000	Academic Coordinator	\$45,024	\$45,024
1520	S	1.000	Academic Coordinator	\$54,624	\$54,624
1569	S	1.000	Academic Coordinator	\$52,512	\$52,512
2035	S	1.000	Academic Coordinator	\$51,288	\$51,288
4042	S	0.500	Office Associate	\$30,168	\$15,084
4285	S	0.500	Office Associate	\$34,272	\$17,136
4307	S	0.500	Office Associate	\$34,056	\$17,028
4387	S	0.500	Office Associate	\$30,168	\$15,084
4388	S	0.500	Office Associate	\$37,572	\$18,786
4389	S	0.500	Office Associate	\$30,168	\$15,084
Admin:	0.000	Staff:	10.000	Admin Pro:	0.000
Faculty:	0.000	Acad Pro:	0.000	Contract:	0.000
					\$445,194

Position	Type	FTE	Title	Salary	Budget	
1100	12263	Outreach Technology Services				
0308	S	1.000	Mgr,Outreach Broadcast Engring	\$58,356	\$58,356	
1500	S	1.000	Technician, Senior	\$45,552	\$45,552	
2071	S	1.000	Multimedia/Broadcasting Tech	\$41,400	\$45,696	
Admin:	0.000	Staff:	3.000	Admin Pro:	0.000	
Faculty:	0.000	Acad Pro:	0.000	Contract:	0.000	
					\$149,604	
1100	12271	Summer Scholars Inst				
2062	S	1.000	Project Coordinator	\$35,292	\$35,292	
Admin:	0.000	Staff:	1.000	Admin Pro:	0.000	
Faculty:	0.000	Acad Pro:	0.000	Contract:	0.000	
					\$35,292	
1100	12277	Cultural Outreach				
0784	S	1.000	Coord, Fine Arts Programs	\$55,536	\$55,536	
Admin:	0.000	Staff:	1.000	Admin Pro:	0.000	
Faculty:	0.000	Acad Pro:	0.000	Contract:	0.000	
					\$55,536	
1100	12281	Wyoming Public Media Sect I				
0541	S	1.000	Program Scheduler/Announcer	\$35,868	\$35,868	
0649	S	1.000	News Anchor/Reporter	\$35,688	\$35,688	
0875	S	1.000	Coord, Programming & Op - Wpr	\$59,916	\$59,916	
0876	S	1.000	Coord, Programming & Op - Wpr	\$61,380	\$61,380	
1288	Z	1.000	Gen Mgr, Wyoming Public Radio	\$110,004	\$110,004	
1586	S	1.000	Accountant	\$50,664	\$50,664	
1914	S	1.000	Coord, Radio Engineering	\$66,516	\$66,516	
2064	S	1.000	News Anchor/Reporter	\$35,688	\$35,688	

Position	Type	FTE	Title	Salary	Budget	
1100	12281	Wyoming Public Media Sect I				
2072	S	0.500	Technician	\$36,708	\$18,354	
2088	S	1.000	Coord, Development	\$46,836	\$46,836	
Admin:	0.000	Staff:	8.500	Admin Pro:	1.000	
Faculty:	0.000	Acad Pro:	0.000	Contract:	0.000	
					\$520,914	
1100	12286	Directors Office				
0165	A	1.000	Dir, Physical Plant	\$130,944	\$130,944	
Admin:	1.000	Staff:	0.000	Admin Pro:	0.000	
Faculty:	0.000	Acad Pro:	0.000	Contract:	0.000	
					\$130,944	
1100	12290	Carpentry Shop				
0187	S	1.000	Institutional Locksmith	\$40,308	\$40,308	
0706	S	1.000	Manager,Carpentry Shop	\$45,024	\$45,024	
1673	S	1.000	Carpenter	\$40,056	\$40,056	
Admin:	0.000	Staff:	3.000	Admin Pro:	0.000	
Faculty:	0.000	Acad Pro:	0.000	Contract:	0.000	
					\$125,388	
1100	12293	Custodial Services				
0157	S	1.000	Facilities/Grounds Attend II	\$24,012	\$24,012	
0203	S	1.000	Facilities/Grounds Attend II	\$25,092	\$25,092	
0249	S	1.000	Facilities/Grounds Attend,Sr	\$0	\$29,172	
0268	S	1.000	Facilities/Grounds Assistant	\$20,772	\$20,772	
0316	S	1.000	Supv, Facilities/Grounds	\$34,008	\$34,008	
0322	S	1.000	Facilities/Grounds Assistant	\$20,772	\$20,772	
0323	S	1.000	Facilities/Grounds Attend II	\$25,128	\$25,128	

Position	Type	FTE	Title	Salary	Budget
1100	12293		Custodial Services		
0358	S	1.000	Facilities/Grounds Attendant	\$21,804	\$21,804
0380	S	1.000	Facilities/Grounds Attend II	\$24,576	\$24,576
0381	S	1.000	Facilities/Grounds Attend,Sr	\$29,532	\$29,532
0395	S	1.000	Facilities/Grounds Attend II	\$23,808	\$23,808
0419	S	1.000	Facilities/Grounds Attendant	\$22,512	\$22,512
0425	S	1.000	Facilities/Grounds Assistant	\$0	\$20,952
0433	S	1.000	Facilities/Grounds Attend II	\$23,628	\$23,628
0436	S	1.000	Facilities/Grounds Assistant	\$20,772	\$20,772
0452	S	1.000	Facilities/Grounds Assistant	\$20,772	\$20,772
0453	S	1.000	Mt/Eq/Pesticide Technician	\$39,612	\$39,612
0469	S	1.000	Facilities/Grounds Assistant	\$20,772	\$20,772
0504	S	1.000	Facilities/Grounds Attendant	\$21,804	\$21,804
0511	S	1.000	Facilities/Grounds Attend II	\$22,980	\$22,980
0610	S	1.000	Facilities/Grounds Attend II	\$25,260	\$25,260
0656	S	1.000	Facilities/Grounds Attendant	\$22,704	\$22,704
0694	S	1.000	Facilities/Grounds Attend II	\$22,980	\$22,980
0696	S	1.000	Facilities/Grounds Attend II	\$24,936	\$24,936
0698	S	1.000	Facilities/Grounds Attend,Sr	\$25,164	\$25,164
0699	S	1.000	Facilities/Grounds Attend II	\$22,980	\$22,980
0701	S	1.000	Facilities/Grounds Attend,Sr	\$0	\$24,864
0730	S	1.000	Facilities/Grounds Attend II	\$23,760	\$23,760
0738	S	1.000	Facilities/Grounds Attend II	\$25,068	\$25,068
0794	S	1.000	Facilities/Grounds Attend II	\$23,808	\$23,808
0827	S	1.000	Facilities/Grounds Attend II	\$30,408	\$30,408
0840	S	1.000	Facilities/Grounds Assistant	\$20,772	\$20,772
0852	S	1.000	Facilities/Grounds Attend II	\$25,608	\$25,608
0859	S	1.000	Facilities/Grounds Attend II	\$24,852	\$24,852
0932	S	1.000	Facilities/Grounds Attend II	\$25,068	\$25,068
0983	S	1.000	Facilities/Grounds Attend II	\$30,168	\$30,168
1008	S	1.000	Facilities/Grounds Attendant	\$22,416	\$22,416
1039	S	1.000	Facilities/Grounds Assistant	\$20,772	\$20,772
1041	S	1.000	Facilities/Grounds Attend II	\$23,928	\$23,928

Position	Type	FTE	Title	Salary	Budget
1100	12293		Custodial Services		
1050	S	1.000	Facilities/Grounds Assistant	\$20,772	\$20,772
1065	S	1.000	Facilities/Grounds Assistant	\$20,772	\$20,772
1101	S	1.000	Facilities/Grounds Attend,Sr	\$29,496	\$29,496
1110	S	1.000	Facilities/Grounds Attend II	\$23,820	\$23,820
1196	S	1.000	Supv, Facilities/Grounds	\$33,708	\$33,708
1211	S	1.000	Facilities/Grounds Attend II	\$26,484	\$26,484
1223	S	1.000	Facilities/Grounds Attendant	\$22,416	\$22,416
1224	S	1.000	Facilities/Grounds Attend II	\$23,628	\$23,628
1287	S	1.000	Supv, Facilities/Grounds	\$35,304	\$35,304
1295	S	1.000	Facilities/Grounds Attend II	\$25,488	\$25,488
1340	S	1.000	Supv, Facilities/Grounds	\$35,136	\$35,136
1345	S	1.000	Facilities/Grounds Attendant	\$21,804	\$21,804
1353	S	1.000	Supv, Facilities/Grounds	\$31,020	\$31,020
1387	S	1.000	Facilities/Grounds Attend II	\$0	\$22,980
1415	S	1.000	Facilities/Grounds Assistant	\$20,772	\$20,772
1465	S	1.000	Supv, Facilities/Grounds	\$33,480	\$33,480
1516	S	1.000	Facilities/Grounds Attend II	\$24,936	\$24,936
1522	S	1.000	Facilities/Grounds Attendant	\$22,512	\$22,512
1548	S	1.000	Facilities/Grounds Attend II	\$24,984	\$24,984
1550	S	1.000	Facilities/Grounds Assistant	\$20,772	\$20,772
1603	S	1.000	Facilities/Grounds Attend,Sr	\$26,220	\$26,220
1652	S	1.000	Facilities/Grounds Attendant	\$22,548	\$22,548
1665	S	1.000	Facilities/Grounds Attend II	\$24,888	\$24,888
1687	S	1.000	Facilities/Grounds Attendant	\$21,804	\$21,804
1703	S	1.000	Facilities/Grounds Attendant	\$22,416	\$22,416
1707	S	1.000	Facilities/Grounds Attend II	\$22,980	\$22,980
1715	S	1.000	Facilities/Grounds Attend II	\$24,936	\$24,936
1782	S	1.000	Facilities/Grounds Attend II	\$25,296	\$25,296
1789	S	1.000	Facilities/Grounds Attend II	\$25,152	\$25,152
1807	S	1.000	Facilities/Grounds Attend II	\$26,256	\$26,256
1808	S	1.000	Mgr, Custodial Services	\$59,136	\$59,136
1809	S	1.000	Facilities/Grounds Attend II	\$25,368	\$25,368

Position	Type	FTE	Title	Salary	Budget	
1100	12293	Custodial Services				
1869	S	1.000	Facilities/Grounds Attend II	\$24,888	\$24,888	
1874	S	1.000	Facilities/Grounds Attend II	\$22,980	\$22,980	
1879	S	1.000	Facilities/Grounds Attend II	\$25,164	\$25,164	
1882	S	1.000	Facilities/Grounds Attend II	\$23,808	\$23,808	
1906	S	1.000	Facilities/Grounds Attend II	\$25,212	\$25,212	
2039	S	1.000	Facilities/Grounds Attend II	\$24,660	\$24,660	
2080	S	1.000	Facilities/Grounds Attendant	\$21,804	\$21,804	
2081	S	1.000	Facilities/Grounds Attend II	\$22,980	\$22,980	
2082	S	1.000	Facilities/Grounds Attend II	\$23,628	\$23,628	
2117	S	1.000	Facilities/Grounds Assistant	\$20,772	\$20,772	
2168	S	1.000	Facilities/Grounds Attendant	\$22,512	\$22,512	
Admin:	0.000	Staff: 82.000	Admin Pro: 0.000		\$2,063,688	
Faculty:	0.000	Acad Pro: 0.000	Contract: 0.000			
1100	12296	Paint Shop				
0148	S	1.000	Painter	\$34,296	\$34,296	
0617	S	1.000	Signwriter	\$34,704	\$34,704	
1315	S	1.000	Painter	\$39,240	\$39,240	
1329	S	1.000	Painter	\$34,032	\$34,032	
1349	S	1.000	Painter	\$39,240	\$39,240	
Admin:	0.000	Staff: 5.000	Admin Pro: 0.000		\$181,512	
Faculty:	0.000	Acad Pro: 0.000	Contract: 0.000			
1100	12297	Electrical Shop				
0566	S	1.000	Electrician	\$58,332	\$58,332	
0769	S	1.000	Manager,Electrical Shop	\$62,040	\$62,040	
1469	S	1.000	Electrician	\$41,400	\$41,400	

Position	Type	FTE	Title	Salary	Budget	
1100	12297	Electrical Shop				
1691	S	1.000	Electrician	\$51,396	\$51,396	
1697	S	1.000	Electrician	\$51,060	\$51,060	
1794	S	1.000	Electrician	\$48,624	\$48,624	
1864	S	1.000	Electrician	\$49,188	\$49,188	
Admin:	0.000	Staff:	7.000	Admin Pro:	0.000	
Faculty:	0.000	Acad Pro:	0.000	Contract:	0.000	
					\$362,040	
1100	12304	Grounds Services				
0490	S	1.000	Mgr, Univ Landscaping & Grnds	\$49,092	\$49,092	
0955	S	1.000	Coordinator, Landscaping Svcs	\$35,832	\$35,832	
1217	S	1.000	Asst Mgr, Univ Landscaping & Grnds	\$49,020	\$49,020	
1845	S	1.000	Coordinator, Landscaping Svcs	\$32,628	\$32,628	
Admin:	0.000	Staff:	4.000	Admin Pro:	0.000	
Faculty:	0.000	Acad Pro:	0.000	Contract:	0.000	
					\$166,572	
1100	12307	Plumbing Shop				
0114	S	1.000	Plumber/Pipefitter	\$0	\$45,276	
0413	S	1.000	Manager, Plumbing Shop	\$49,092	\$49,092	
0689	S	1.000	Preventive Mt Technician	\$33,780	\$33,780	
0895	S	1.000	Plumber/Pipefitter	\$41,400	\$41,400	
1368	S	1.000	Welder/Plumber/Pipefitter	\$50,256	\$50,256	
1507	S	1.000	Plumber/Pipefitter	\$45,180	\$45,180	
1804	S	1.000	Plumber/Pipefitter	\$46,824	\$46,824	
Admin:	0.000	Staff:	7.000	Admin Pro:	0.000	
Faculty:	0.000	Acad Pro:	0.000	Contract:	0.000	
					\$311,808	

Position	Type	FTE	Title	Salary	Budget	
1100	12309	Central Energy Plant				
0152	S	1.000	Auxiliary Operator	\$38,172	\$38,172	
0159	S	1.000	Technician/Operator (Cep)	\$45,024	\$45,024	
0190	S	1.000	Mechanic/Operator, CEP, Senior	\$58,680	\$58,680	
0406	S	1.000	Plant Operator	\$45,024	\$45,024	
0548	S	1.000	Auxiliary Operator	\$41,556	\$41,556	
0663	S	1.000	Mechanic/Operator, Cep	\$52,908	\$52,908	
0842	S	1.000	Asst Mgr, Central Energy Plant	\$0	\$59,976	
0849	S	1.000	Plant Operator	\$52,620	\$52,620	
0970	S	1.000	Plant Operator	\$54,768	\$54,768	
0994	S	1.000	Mechanic/Operator, Cep	\$45,024	\$45,024	
1078	S	1.000	Mgr, Central Energy Plant	\$66,000	\$66,000	
1134	S	1.000	Auxiliary Operator	\$38,172	\$38,172	
1183	S	1.000	Plant Operator	\$53,076	\$53,076	
1701	S	1.000	Auxiliary Operator	\$38,172	\$38,172	
Admin:	0.000	Staff:	14.000	Admin Pro:	0.000	
Faculty:	0.000	Acad Pro:	0.000	Contract:	0.000	\$689,172
1100	12311	Preventive Maint				
1319	S	1.000	Preventive Mt Technician	\$32,628	\$32,628	
1513	S	1.000	Asst Mgr, Preventive Mt Shop	\$0	\$48,252	
1514	S	1.000	Preventive Mt Technician	\$34,620	\$34,620	
1515	S	1.000	Mgr, Preventive Maintenance	\$52,752	\$52,752	
1757	S	1.000	Preventive Mt Technician	\$32,628	\$32,628	
Admin:	0.000	Staff:	5.000	Admin Pro:	0.000	
Faculty:	0.000	Acad Pro:	0.000	Contract:	0.000	\$200,880

Position	Type	FTE	Title	Salary	Budget
1100	12320	Facilities Engineering			
0412	S	1.000	Project Coordinator, Assistant	\$31,824	\$31,824
0669	S	1.000	Construction Design Cntrct Spc	\$63,408	\$63,408
0672	Z	1.000	Deputy Dir, Facilities Engr'ing	\$87,408	\$87,408
0995	S	1.000	Office Associate, Senior	\$34,008	\$34,008
1120	S	1.000	Construction Design Cntrct Spc	\$52,416	\$52,416
1284	S	1.000	Construction Design Cntrct Spc	\$52,512	\$52,512
1341	S	1.000	Engineer, Senior	\$82,752	\$82,752
1347	S	1.000	Construction Design Cntrct Spc	\$57,444	\$57,444
1448	S	1.000	Construction Design Cntrct Spc	\$59,064	\$59,064
1690	S	1.000	Engineer, Senior	\$83,808	\$83,808
1706	S	1.000	Design Engineer	\$58,356	\$58,356
Admin:	0.000	Staff:	10.000	Admin Pro:	1.000
Faculty:	0.000	Acad Pro:	0.000	Contract:	0.000
					\$663,000
1100	12322	Athletic Facilities			
0266	S	1.000	Athletics Operator/Tech III	\$29,820	\$29,820
0321	S	1.000	Mechanic, Master	\$37,260	\$37,260
0420	S	1.000	Athletics Operator/Tech IV	\$34,608	\$34,608
0523	S	1.000	Athletics Operator/Tech II	\$25,932	\$25,932
0581	S	1.000	Athletics Operator/Tech II	\$25,944	\$25,944
0691	C	1.000	Asst Ath Dir/Facilities & Grnds	\$56,304	\$56,304
1192	S	1.000	Athletics Operator/Tech II	\$24,036	\$24,036
1237	S	1.000	Athletics Operator/Tech IV	\$32,628	\$32,628
1509	S	1.000	Office Associate	\$30,168	\$30,168
1861	S	1.000	Athletics Operator/Tech IV	\$35,604	\$35,604
2076	S	1.000	Athletics Operator/Tech I	\$22,248	\$22,248
2077	S	1.000	Athletics Operator/Tech III	\$27,900	\$27,900
2190	S	1.000	Athletics Operator/Tech III	\$31,860	\$31,860
2207	S	1.000	Athletics Operator/Tech III	\$30,264	\$30,264

Position	Type	FTE	Title	Salary	Budget	
1100	12322	Athletic Facilities				
2208	S	1.000	Mechanic	\$30,168	\$30,168	
4236	S	0.500	Athletics Operator/Tech I	\$21,804	\$10,902	
4408	S	0.500	Athletics Operator/Tech I	\$21,804	\$10,902	
4465	S	0.500	Athletics Operator/Tech II	\$24,036	\$12,018	
4586	S	0.500	Athletics Operator/Tech IV	\$32,628	\$16,314	
Admin:	0.000	Staff:	16.000	Admin Pro:	0.000	
Faculty:	0.000	Acad Pro:	0.000	Contract:	1.000	
					\$524,880	
1100	12324	Campus Planning				
0509	S	0.697	Manager, Capital Projects	\$69,360	\$48,334	
1005	A	1.000	Dir, Facilities Planning	\$115,008	\$115,008	
1692	S	1.000	Business Manager, Executive	\$71,988	\$71,988	
1695	S	0.648	Assoc Dir, Facilities Planning	\$94,572	\$61,295	
2161	S	0.522	Engineer, LEED	\$49,092	\$25,620	
2532	S	1.000	Office Associate	\$30,168	\$30,168	
2597	S	1.000	Assoc Dir, Facilities Planning	\$84,804	\$84,804	
2607	S	1.000	Assoc Dir, Facilities Planning	\$89,232	\$89,232	
2610	S	1.000	Mgr, Space Allocation	\$50,760	\$50,760	
Admin:	1.000	Staff:	6.867	Admin Pro:	0.000	
Faculty:	0.000	Acad Pro:	0.000	Contract:	0.000	
					\$577,209	
1100	12358	Office of the President				
0364	A	1.000	President	\$350,004	\$350,004	
0685	Z	1.000	Spec Asst To Pres/Admin Aff	\$89,172	\$89,172	
1488	Z	1.000	Sr. Administrative Assistant	\$40,008	\$40,008	

Position	Type	FTE	Title	Salary	Budget	
1100	12358	Office of the President				
1493	A	1.000	Vice President forSpecProjects	\$167,784	\$167,784	
1527	A	1.000	Special Asst to the President/	\$90,000	\$90,000	
2525	S	1.000	Asst to the President	\$67,548	\$67,548	
Admin:	3.000	Staff:	1.000	Admin Pro:	2.000	
Faculty:	0.000	Acad Pro:	0.000	Contract:	0.000	
					\$804,516	
1100	12366	Ofc/Vice President/Student Aff				
0553	S	1.000	Mgr, Marketing/Programs	\$45,024	\$45,024	
0716	A	1.000	Vice President	\$164,988	\$164,988	
0757	Z	1.000	Interim Dir, Admissions	\$0	\$68,760	
0853	Z	1.000	Asst To The VP,Student Affairs	\$75,564	\$75,564	
1575	S	1.000	Office Associate, Senior	\$40,572	\$40,572	
2098	S	1.000	Accountant	\$44,472	\$44,472	
2632	Z	1.000	Asst to VP for Enrollment Prac	\$69,960	\$69,960	
Admin:	1.000	Staff:	3.000	Admin Pro:	3.000	
Faculty:	0.000	Acad Pro:	0.000	Contract:	0.000	
					\$509,340	
1100	12367	VP-Research&Economic Develop				
0623	S	1.000	Staff Assistant, Executive	\$60,156	\$60,156	
0639	A	1.000	Assoc VP, Research	\$156,864	\$156,864	
1259	A	1.000	Vice President	\$212,652	\$212,652	
1262	A	1.000	Vice President forSpecProjects	\$0	\$167,784	
1902	S	1.000	Manager, Research Services	\$74,676	\$74,676	
2138	S	1.000	Business Manager, Executive	\$56,952	\$56,952	

Position	Type	FTE	Title	Salary	Budget	
1100	12367	VP-Research&Economic Develop				
2195	A	0.743	Director/Lecturer,Assoc ETT	\$86,616	\$64,393	
2518	S	1.000	Staff Assistant	\$42,000	\$42,000	
Admin:	3.743	Staff:	4.000	Admin Pro:	0.000	
Faculty:	0.000	Acad Pro:	0.000	Contract:	0.000	
					\$835,477	
1100	12369	Sponsored Programs				
0263	S	1.000	Coord, Sponsored ProgramsAdmin	\$55,764	\$55,764	
0272	S	1.000	Manager, Sponsored Programs	\$81,276	\$81,276	
0902	S	1.000	Coord, Sponsored ProgramsAdmin	\$53,040	\$53,040	
1280	S	1.000	Staff Assistant	\$38,172	\$38,172	
1704	S	1.000	Asst Mgr, Sponsored Programs	\$0	\$66,684	
2577	S	1.000	Coord, Sponsored ProgramsAdmin	\$45,024	\$45,024	
Admin:	0.000	Staff:	6.000	Admin Pro:	0.000	
Faculty:	0.000	Acad Pro:	0.000	Contract:	0.000	
					\$339,960	
1100	12371	Postal Service				
0230	S	1.000	Univ Postal Mail Carrier, Sr	\$30,048	\$30,048	
0671	S	1.000	Univ Postal Mail Carrier	\$26,004	\$26,004	
1181	S	1.000	Mgr, Postal Services	\$50,184	\$50,184	
1214	S	1.000	Asst Mgr, Postal Services	\$32,748	\$32,748	
1371	S	1.000	Univ Postal Mail Carrier	\$27,816	\$27,816	
4266	A	0.040	Director	\$98,556	\$3,943	
4268	S	0.284	Accountant	\$45,780	\$13,000	
Admin:	0.040	Staff:	5.284	Admin Pro:	0.000	
Faculty:	0.000	Acad Pro:	0.000	Contract:	0.000	
					\$183,743	

Position	Type	FTE	Title	Salary	Budget
1100	12372	Univ Relations			
0164	S	1.000	Communications Specialist	\$46,968	\$46,968
0740	S	1.000	Office Assistant, Senior	\$26,952	\$26,952
0903	S	1.000	Telephone Operator	\$25,428	\$25,428
1051	A	1.000	Dir, University Marketing	\$93,000	\$93,000
1336	S	1.000	Communications Specialist	\$66,156	\$66,156
1366	S	1.000	Website Strategist	\$58,356	\$58,356
1536	S	1.000	Communications Specialist	\$51,084	\$51,084
1608	S	1.000	Supv, Institutional Publicatio	\$55,752	\$55,752
1685	S	1.000	Office Associate, Senior	\$37,248	\$37,248
2079	S	1.000	Office Assistant, Senior	\$28,152	\$28,152
2089	S	1.000	Web Supervisor	\$56,688	\$56,688
2534	A	1.000	Director, Communications	\$96,600	\$96,600
2535	S	1.000	Managing Editor	\$55,968	\$55,968
2540	S	1.000	Photographic Technician	\$37,656	\$37,656
2606	S	1.000	Web Site Designer/Developer,Sr	\$49,092	\$49,092
2613	S	1.000	Mgr, Photographic Services	\$45,096	\$45,096
Admin:	2.000	Staff:	14.000	Admin Pro:	0.000
Faculty:	0.000	Acad Pro:	0.000	Contract:	0.000
					\$830,196
1100	12374	Personnel Admin			
0111	S	1.000	Mgr, Human Resources	\$69,372	\$69,372
0130	S	1.000	Human Resources Specialist, Sr	\$45,768	\$45,768
0218	S	1.000	Staff Assistant	\$44,964	\$44,964
0399	S	1.000	Human Resources Specialist, Sr	\$40,008	\$40,008
0578	S	1.000	Office Assistant, Senior	\$28,008	\$28,008
1014	A	1.000	Assoc VP, Human Resources	\$144,000	\$144,000
1121	S	1.000	Mgr, Human Resources	\$68,964	\$68,964
1123	S	1.000	Human Resources Specialist, Sr	\$40,008	\$40,008
1189	S	1.000	Payroll Specialist	\$34,908	\$34,908

Position	Type	FTE	Title	Salary	Budget
1100	12374	Personnel Admin			
1229	S	1.000	HRIS Specialist	\$40,008	\$40,008
1248	S	1.000	Payroll Specialist	\$41,700	\$41,700
1350	S	1.000	Mgr, Human Resources	\$85,008	\$85,008
1519	S	1.000	Human Resources Specialist, Sr	\$40,008	\$40,008
1607	S	1.000	Human Resources Specialist, Sr	\$40,008	\$40,008
1740	S	1.000	Mgr, Payroll	\$81,228	\$81,228
1749	S	1.000	Human Resources Specialist, Sr	\$41,904	\$41,904
1834	S	1.000	Asst Mgr, Payroll	\$53,328	\$53,328
1938	S	1.000	Mgr, Human Resources	\$70,656	\$70,656
2510	S	1.000	Mgr, Human Resources	\$68,964	\$68,964
2638	S	1.000	Human Resources Specialist	\$32,628	\$32,628
Admin:	1.000	Staff:	19.000	Admin Pro:	0.000
Faculty:	0.000	Acad Pro:	0.000	Contract:	0.000
					\$1,111,440
1100	12375	IT/Admin Systems-Division Ofc			
0256	S	1.000	Database Analyst	\$90,408	\$90,408
0296	S	1.000	Network Security Analyst, Exec	\$73,356	\$73,356
0427	S	1.000	Systems Specialist	\$76,920	\$76,920
0471	S	1.000	Systems Programmer, Senior	\$58,356	\$58,356
0473	S	1.000	Data Center Specialist, I	\$35,856	\$35,856
0734	A	1.000	Director	\$0	\$115,008
0761	S	1.000	Project Manager, Info Tech	\$82,332	\$82,332
0764	S	1.000	Database Analyst	\$78,336	\$78,336
0973	S	1.000	Systems Programmer	\$53,520	\$53,520
0980	S	1.000	Database Analyst	\$77,460	\$77,460
1135	S	1.000	Programmer Analyst, Executive	\$58,356	\$58,356
1139	S	1.000	Systems Specialist	\$59,616	\$59,616
1141	S	1.000	Project Manager, Info Tech	\$81,936	\$81,936
1179	S	1.000	Manager, Data Centers	\$88,008	\$88,008

Position	Type	FTE	Title	Salary	Budget	
1100	12375	IT/Admin Systems-Division Ofc				
1186	S	1.000	Computer Programmer, Senior	\$35,292	\$35,292	
1378	S	1.000	Systems Specialist	\$78,048	\$78,048	
1888	S	1.000	Programmer Analyst, Senior	\$55,020	\$55,020	
1930	S	1.000	Database Administrator	\$100,020	\$100,020	
1932	S	1.000	Computer Support Specialist,Sr	\$49,680	\$49,680	
2128	S	1.000	Programmer Analyst, Senior	\$55,380	\$55,380	
2129	S	1.000	Programmer Analyst, Executive	\$69,108	\$69,108	
2130	S	1.000	Applications Security Analyst	\$67,488	\$67,488	
2159	S	1.000	Programmer Analyst, Senior	\$49,092	\$49,092	
2531	S	1.000	Database Analyst	\$76,596	\$76,596	
4428	S	0.500	Programmer Analyst	\$41,400	\$20,700	
4473	S	0.500	Computer Support Specialist,Sr	\$46,848	\$23,424	
4474	S	0.500	Project Manager, Info Tech	\$84,108	\$42,054	
Admin:	1.000	Staff:	24.500	Admin Pro:	0.000	
Faculty:	0.000	Acad Pro:	0.000	Contract:	0.000	\$1,751,370
1100	12384	Institutional Analysis				
0231	S	1.000	Assoc Dir, Inst Analysis	\$75,492	\$75,492	
0481	P	1.000	Research Scientist,Assoc ETT	\$59,112	\$59,112	
1928	P	1.000	Research Scientist, Asst	\$50,328	\$50,328	
2011	S	1.000	Information Specialist	\$50,556	\$50,556	
2022	S	1.000	Information Specialist	\$0	\$45,960	
2036	S	1.000	Office Associate, Senior	\$0	\$39,576	
Admin:	0.000	Staff:	4.000	Admin Pro:	0.000	
Faculty:	0.000	Acad Pro:	2.000	Contract:	0.000	\$321,024

Position	Type	FTE	Title	Salary	Budget
1100	12385	Internal Auditor			
0141	A	1.000	Auditor, Senior	\$65,004	\$65,004
1011	A	1.000	Internal Auditor	\$95,004	\$95,004
Admin:	2.000	Staff:	0.000	Admin Pro:	0.000
Faculty:	0.000	Acad Pro:	0.000	Contract:	0.000
					\$160,008
1100	12387	UW Articulation			
1072	S	1.000	Staff Assistant	\$46,764	\$46,764
Admin:	0.000	Staff:	1.000	Admin Pro:	0.000
Faculty:	0.000	Acad Pro:	0.000	Contract:	0.000
					\$46,764
1100	12389	Office of Academic Affairs			
0375	S	1.000	Office Associate, Senior	\$32,628	\$32,628
0390	S	1.000	Asst To The Vice President	\$54,984	\$54,984
0550	A	1.000	Provost & VicePres, Acad Affairs	\$242,004	\$242,004
0643	P	1.000	Research Scientist, Asst	\$60,540	\$60,540
0751	S	1.000	Staff Assistant	\$41,940	\$41,940
0982	A	1.000	Assoc Provost, Acad Affairs	\$161,376	\$161,376
0984	A	1.000	Assoc Provost, Acad Affairs	\$170,004	\$170,004
1398	S	1.000	Business Manager, Executive	\$78,432	\$78,432
2192	P	1.000	Research Scientist, Asst	\$52,008	\$52,008
2609	S	1.000	Information Specialist	\$45,024	\$45,024
Admin:	3.000	Staff:	5.000	Admin Pro:	0.000
Faculty:	0.000	Acad Pro:	2.000	Contract:	0.000
					\$938,940

Position	Type	FTE	Title	Salary	Budget
1100	12394	International Progrms			
0189	A	1.000	Dir, International Programs	\$94,140	\$94,140
0338	S	1.000	Office Associate, Senior	\$37,140	\$37,140
4498	S	0.511	Project Coordinator	\$42,756	\$21,844
Admin:	1.000	Staff:	1.511	Admin Pro:	0.000
Faculty:	0.000	Acad Pro:	0.000	Contract:	0.000
					\$153,124
1100	12397	Shipping & Receiving			
0356	S	1.000	Materials Handler/Hazmat Spec	\$26,100	\$26,100
0929	S	1.000	Supv, Shipping & Receiving	\$48,216	\$48,216
0952	S	1.000	Materials Handler/Hazmat Spec	\$28,776	\$28,776
Admin:	0.000	Staff:	3.000	Admin Pro:	0.000
Faculty:	0.000	Acad Pro:	0.000	Contract:	0.000
					\$103,092
1100	12398	Univ Safety Office			
0620	S	1.000	Safety Specialist	\$61,896	\$61,896
0718	S	1.000	Safety Specialist	\$49,092	\$49,092
1129	S	1.000	Asst Mgr, Env Health & Safety	\$72,348	\$72,348
1468	S	1.000	Hazardous Materials Specialist	\$48,096	\$48,096
1622	S	1.000	Office Associate	\$34,500	\$34,500
1662	S	1.000	Supv, Hazardous Materials	\$55,836	\$55,836
2058	S	1.000	Hazardous Materials Technician	\$30,168	\$30,168
2140	S	1.000	Coordinator, Hazardous Stores	\$51,384	\$51,384
2583	S	1.000	Safety Specialist	\$49,092	\$49,092
2611	A	1.000	Dir, Env Health & Safety	\$89,004	\$89,004
Admin:	1.000	Staff:	9.000	Admin Pro:	0.000
Faculty:	0.000	Acad Pro:	0.000	Contract:	0.000
					\$541,416

Position	Type	FTE	Title	Salary	Budget	
1100	12400	Campus Police				
0237	S	1.000	Police Officer	\$38,172	\$38,172	
0468	S	1.000	Police Sergeant	\$50,592	\$50,592	
0536	S	1.000	Police Officer	\$0	\$39,516	
0606	S	1.000	Police Officer	\$38,172	\$38,172	
0612	S	1.000	Security Officer	\$28,884	\$28,884	
0615	S	1.000	Police Sergeant	\$49,092	\$49,092	
0634	S	1.000	Police Sergeant	\$51,552	\$51,552	
0838	S	1.000	Police Sergeant	\$50,592	\$50,592	
0863	S	1.000	Security Officer	\$29,004	\$29,004	
1230	S	1.000	Office Assistant, Senior	\$24,036	\$24,036	
1240	S	1.000	Assistant Chief of Police	\$74,448	\$74,448	
1317	A	1.000	Chief Of Police	\$100,008	\$100,008	
1828	S	1.000	Police Officer	\$38,172	\$38,172	
1836	S	1.000	Police Officer	\$38,172	\$38,172	
1851	S	1.000	Police Officer	\$39,516	\$39,516	
1911	S	1.000	Security Officer	\$27,900	\$27,900	
1921	S	0.834	Office Associate	\$37,632	\$31,385	
1933	S	1.000	Police Officer	\$38,172	\$38,172	
2588	S	1.000	Police Officer	\$38,172	\$38,172	
2589	S	1.000	Security Officer	\$27,900	\$27,900	

Admin:	1.000	Staff:	18.834	Admin Pro:	0.000	
Faculty:	0.000	Acad Pro:	0.000	Contract:	0.000	\$853,457

Position	Type	FTE	Title	Salary	Budget	
1100	12402	Centrex Telephone				
1020	S	1.000	Police Dispatcher	\$32,916	\$32,916	
1026	S	1.000	Police Dispatcher	\$31,248	\$31,248	
1028	S	1.000	Police Dispatcher	\$30,168	\$30,168	
1032	S	1.000	Police Dispatcher	\$30,168	\$30,168	

Position	Type	FTE	Title	Salary	Budget
1100	12402	Centrex Telephone			
1850	S	1.000	Supervisor, Police Dispatchers	\$42,600	\$42,600
1921	S	0.166	Office Associate	\$37,632	\$6,248
Admin:	0.000	Staff:	5.166	Admin Pro:	0.000
Faculty:	0.000	Acad Pro:	0.000	Contract:	0.000
					\$173,348
1100	12404	Faculty Senate			
2202	S	1.000	Office Associate	\$38,580	\$38,580
Admin:	0.000	Staff:	1.000	Admin Pro:	0.000
Faculty:	0.000	Acad Pro:	0.000	Contract:	0.000
					\$38,580
1100	12422	Office Of Development			
0222	Z	1.000	Assoc Director Planned Giving	\$75,000	\$75,000
0485	Z	1.000	Major Gift Officer	\$75,000	\$75,000
0821	Z	1.000	Major Gift Officer	\$78,000	\$78,000
0828	Z	1.000	Major Gift Officer	\$75,000	\$75,000
1000	Z	1.000	Special Events Coordinator	\$64,524	\$64,524
1033	Z	1.000	Major Gift Officer	\$75,000	\$75,000
1759	A	1.000	Director	\$85,752	\$85,752
2003	A	1.000	Chf Fin Ofcr/Dir Fin Svcs	\$133,752	\$133,752
2004	S	1.000	Associate Director, Foundation	\$0	\$77,424
2005	S	1.000	Business Manager, Executive	\$74,652	\$74,652
2006	S	1.000	Office Assistant, Senior	\$24,036	\$24,036
2007	S	1.000	Computer Support Specialist,Sr	\$45,024	\$45,024
2008	S	1.000	Accountant	\$49,176	\$49,176
2009	A	1.000	Director	\$103,404	\$103,404
2013	A	1.000	Director, Instl Adv Ops	\$99,180	\$99,180
2016	A	1.000	Director	\$61,200	\$61,200

Position	Type	FTE	Title	Salary	Budget	
1100	12422	Office Of Development				
2028	A	1.000	Senior Dir, Corp & Fnd Giving	\$115,008	\$115,008	
2085	S	1.000	Office Assistant, Senior	\$24,036	\$24,036	
2092	Z	1.000	Dir, Prospect Management	\$85,008	\$85,008	
2094	Z	1.000	Major Gift Officer	\$75,000	\$75,000	
2095	S	1.000	Coord, Prospect Research	\$45,024	\$45,024	
2127	S	1.000	Office Associate	\$37,884	\$37,884	
2503	S	1.000	Coord, Foundation Affairs	\$45,024	\$45,024	
2504	A	1.000	Assoc Vice President	\$144,792	\$144,792	
2522	S	1.000	Office Assistant, Senior	\$27,336	\$27,336	
2523	S	1.000	Research Associate I	\$36,648	\$36,648	
2524	S	1.000	Staff Assistant	\$45,228	\$45,228	
2602	S	1.000	Coord, Area Public Relations	\$38,172	\$38,172	
2603	S	1.000	Supervisor, Call Center	\$47,052	\$47,052	
4034	S	0.500	Web Site Coordinator	\$41,400	\$20,700	
4093	S	0.500	Accountant	\$41,400	\$20,700	
4175	S	0.500	Computer Support Specialist,Sr	\$53,040	\$26,520	
4240	S	0.500	Foundation & Corp Relations Sp	\$35,292	\$17,646	
4317	S	0.500	Editor	\$41,400	\$20,700	
4486	S	0.500	Staff Assistant	\$38,172	\$19,086	
4491	S	0.500	Accountant, Senior	\$45,024	\$22,512	
4556	S	0.500	Office Assistant, Senior	\$26,136	\$13,068	
4557	S	0.500	Information Specialist	\$0	\$12,570	
4564	Z	0.500	Major Gift Officer	\$0	\$37,500	
Admin:	7.000	Staff:	18.500	Admin Pro:	8.500	\$2,173,338
Faculty:	0.000	Acad Pro:	0.000	Contract:	0.000	

Position	Type	FTE	Title	Salary	Budget	
1100	12426	Real Estate Operations				
0246	S	1.000	Manager,Real Estate Operations	\$70,020	\$70,020	
Admin:	0.000	Staff:	1.000	Admin Pro:	0.000	
Faculty:	0.000	Acad Pro:	0.000	Contract:	0.000	
					\$70,020	
1100	12434	Vice Pres for Administration				
1545	A	1.000	Vice President	\$0	\$236,004	
1560	Z	1.000	Asst to the VP, Administration	\$58,212	\$58,212	
Admin:	1.000	Staff:	0.000	Admin Pro:	1.000	
Faculty:	0.000	Acad Pro:	0.000	Contract:	0.000	
					\$294,216	
1100	12437	Accounting Office				
0186	S	1.000	Asst Mgr, Accounting	\$85,008	\$85,008	
0221	S	1.000	Office Assistant	\$23,304	\$23,304	
0229	S	1.000	Accountant	\$44,004	\$44,004	
0382	S	1.000	Asst Supv, Accounts Payable	\$45,540	\$45,540	
0411	S	1.000	Accounts Payable Assistant	\$27,900	\$27,900	
0608	S	1.000	Office Assistant	\$25,200	\$25,200	
0619	S	1.000	Property Specialist	\$24,036	\$24,036	
0687	S	1.000	Accounting Associate	\$34,740	\$34,740	
0712	S	1.000	Accountant, Professional	\$60,600	\$60,600	
0791	S	1.000	Office Assistant	\$25,512	\$25,512	
0812	S	1.000	Property Specialist	\$24,036	\$24,036	
0847	S	1.000	Mgr, Accounting	\$95,016	\$95,016	
1269	S	1.000	Office Assistant	\$21,804	\$22,464	
1332	S	1.000	Supv, Accounts Payable	\$48,000	\$54,984	
1400	S	1.000	Property Specialist	\$30,216	\$30,216	
1445	S	1.000	Accounts Payable Assistant	\$29,820	\$29,820	

Position	Type	FTE	Title	Salary	Budget
1100	12437	Accounting Office			
1532	S	1.000	Office Associate	\$30,168	\$36,756
1621	S	1.000	Accounts Payable Assistant	\$0	\$27,900
1758	S	1.000	Accountant	\$51,432	\$51,432
1885	S	1.000	Accounts Payable Assistant	\$30,276	\$30,276
Admin:	0.000	Staff:	20.000	Admin Pro:	0.000
Faculty:	0.000	Acad Pro:	0.000	Contract:	0.000
					\$798,744
1100	12438	Cashiers Office			
0155	S	1.000	Cashier, Senior	\$25,824	\$26,220
0196	S	1.000	Cashier	\$0	\$24,420
0604	S	1.000	Accounting Associate	\$27,024	\$27,024
0991	S	1.000	Cashier, Head	\$40,380	\$40,380
Admin:	0.000	Staff:	4.000	Admin Pro:	0.000
Faculty:	0.000	Acad Pro:	0.000	Contract:	0.000
					\$118,044
1100	12440	Procurement Services			
0252	S	1.000	Asst Mgr, Univ Procurement Srv	\$54,168	\$54,168
0822	S	1.000	Mgr, Univ Procurement Svcs	\$71,040	\$71,040
0824	S	1.000	Buyer, Senior	\$44,508	\$44,508
0921	S	1.000	Procurement Svcs Specialist	\$31,452	\$31,452
1193	S	1.000	Buyer, Senior	\$47,136	\$47,136
1452	S	1.000	Buyer, Senior	\$42,396	\$42,396
1900	S	1.000	Buyer Assistant	\$30,168	\$30,168
Admin:	0.000	Staff:	7.000	Admin Pro:	0.000
Faculty:	0.000	Acad Pro:	0.000	Contract:	0.000
					\$320,868

Position	Type	FTE	Title	Salary	Budget	
1100	12441	Student Financial Op				
0198	S	1.000	Financial Aid Specialist	\$0	\$40,032	
2235	S	1.000	Financial Aid Specialist	\$35,292	\$35,292	
2501	S	1.000	Supv, Student Fin Operations	\$48,036	\$48,336	
Admin:	0.000	Staff:	3.000	Admin Pro:	0.000	
Faculty:	0.000	Acad Pro:	0.000	Contract:	0.000	
					\$123,660	
1100	12442	Office of General Counsel				
0562	A	1.000	Deputy General Counsel	\$120,000	\$120,000	
1898	A	1.000	General Counsel	\$165,204	\$165,204	
2225	Z	1.000	Legal & Legislative Asst	\$44,508	\$44,508	
2599	A	1.000	Associate General Counsel	\$85,008	\$85,008	
Admin:	3.000	Staff:	0.000	Admin Pro:	1.000	
Faculty:	0.000	Acad Pro:	0.000	Contract:	0.000	
					\$414,720	
1100	12443	Risk Management				
0657	A	1.000	Dir, Risk Mgmt & Insurance	\$103,248	\$103,248	
2157	S	1.000	Risk Management Analyst	\$42,000	\$42,000	
Admin:	1.000	Staff:	1.000	Admin Pro:	0.000	
Faculty:	0.000	Acad Pro:	0.000	Contract:	0.000	
					\$145,248	
1100	12450	Iss-Student Affairs				
1856	S	1.000	Assoc Dir, Admissions	\$55,608	\$55,608	
2103	S	1.000	Staff Assistant	\$38,892	\$38,892	

Position	Type	FTE	Title	Salary	Budget
1100	12450	Iss-Student Affairs			
2174	S	0.497	Office Associate	\$31,464	\$15,636
2530	S	1.000	Asst Dir, Admissions	\$41,400	\$41,400
Admin:	0.000	Staff:	3.497	Admin Pro:	0.000
Faculty:	0.000	Acad Pro:	0.000	Contract:	0.000
					\$151,536
1100	12451	Registration/Records			
0138	S	1.000	Office Assistant, Senior	\$27,768	\$27,768
0145	S	1.000	Office Assistant, Senior	\$24,036	\$24,792
0243	S	1.000	Office Assistant, Senior	\$24,036	\$24,036
0879	A	1.000	Registrar	\$90,240	\$90,240
1061	S	1.000	Cred Analyst/Academic Advisor	\$41,268	\$41,268
1145	S	1.000	Associate Registrar	\$58,656	\$58,656
1153	S	1.000	Associate Registrar	\$56,412	\$56,412
1249	S	1.000	Office Associate, Senior	\$33,720	\$33,720
1367	S	1.000	Cred Analyst/Academic Advisor	\$39,204	\$39,204
1443	S	1.000	Cred Analyst/Academic Advisor	\$41,268	\$41,268
1710	S	1.000	Coord, Marketing	\$37,704	\$37,704
1919	S	1.000	Cred Analyst/Academic Advisor	\$40,548	\$40,548
2169	S	1.000	Office Assistant, Senior	\$27,768	\$27,768
2595	S	1.000	Cred Analyst/Academic Advisor	\$41,268	\$41,268
Admin:	1.000	Staff:	13.000	Admin Pro:	0.000
Faculty:	0.000	Acad Pro:	0.000	Contract:	0.000
					\$584,652
1100	12454	SEO			
0526	S	0.923	Assoc Dir, Student Ed Opp	\$61,728	\$56,964
1661	A	1.000	Dir, Seo	\$81,384	\$81,384
2538	S	0.853	Office Associate, Senior	\$39,588	\$33,762

Position	Type	FTE	Title	Salary	Budget
1100	12454	SEO			
3113	S	0.165	Accountant	\$41,400	\$6,817
4687	S	0.130	Office Associate	\$33,396	\$4,341
4707	S	0.050	Information Specialist	\$0	\$2,290
Admin:	1.000	Staff:	2.121	Admin Pro:	0.000
Faculty:	0.000	Acad Pro:	0.000	Contract:	0.000
					\$185,558
1100	12455	Student Financial Aid			
0228	S	1.000	Financial Aid Specialist	\$36,372	\$36,372
0254	S	1.000	Financial Aid Specialist	\$35,292	\$35,292
0282	S	1.000	Financial Aid Specialist	\$35,292	\$35,292
0493	S	1.000	Financial Aid Specialist	\$36,372	\$36,372
0494	S	1.000	Information Specialist	\$45,024	\$45,024
0516	S	1.000	Financial Aid Specialist	\$35,292	\$35,292
0592	S	1.000	Financial Aid Specialist	\$35,292	\$36,372
1010	S	1.000	Business Analyst, Executive	\$55,152	\$55,152
1030	S	1.000	Asst Dir, Student Fin Aid	\$41,400	\$41,400
1119	S	1.000	Asst Dir, Student Fin Aid	\$45,864	\$45,864
1557	S	1.000	Assoc Dir, Student Fin Aid	\$53,520	\$53,520
1772	S	1.000	Assoc Dir, Student Fin Aid	\$56,424	\$56,424
1843	S	1.000	Asst Dir, Student Fin Aid	\$42,672	\$42,672
1855	A	1.000	Dir, Student Financial Aid	\$95,004	\$95,004
1935	S	1.000	Financial Aid Specialist	\$35,292	\$35,292
2046	S	1.000	Financial Aid Specialist	\$35,292	\$35,292
2100	S	1.000	Office Assistant, Senior	\$24,036	\$24,036
2123	S	1.000	Financial Aid Specialist	\$36,372	\$36,372
Admin:	1.000	Staff:	17.000	Admin Pro:	0.000
Faculty:	0.000	Acad Pro:	0.000	Contract:	0.000
					\$781,044

Position	Type	FTE	Title	Salary	Budget	
1100	12457	Univ Counseling Ctr				
0627	S	0.500	Mental Health Counselor	\$41,400	\$20,700	
1166	S	1.000	Office Assistant, Senior	\$25,944	\$25,944	
1182	S	1.000	Psychologist	\$49,092	\$49,092	
1615	A	1.000	Director	\$90,000	\$90,000	
1728	S	0.500	Office Associate, Senior	\$33,852	\$16,926	
1765	A	0.512	InterimDir,Univ Counseling Ctr	\$0	\$33,540	
6181	S	0.500	Mental Health Counselor	\$36,648	\$18,324	
6387	S	0.500	Mental Health Counselor	\$38,220	\$19,110	
Admin:	1.512	Staff:	4.000	Admin Pro:	0.000	\$273,636
Faculty:	0.000	Acad Pro:	0.000	Contract:	0.000	
1100	12460	Multicultural Resources				
0906	S	1.000	Project Coordinator	\$35,292	\$35,292	
Admin:	0.000	Staff:	1.000	Admin Pro:	0.000	\$35,292
Faculty:	0.000	Acad Pro:	0.000	Contract:	0.000	
1100	12461	Pepsters				
4487	C	0.500	Head Spirit Squad Coach	\$30,000	\$15,000	
Admin:	0.000	Staff:	0.000	Admin Pro:	0.000	\$15,000
Faculty:	0.000	Acad Pro:	0.000	Contract:	0.500	

Position	Type	FTE	Title	Salary	Budget	
1100	12462	Academic Advising Ofc - COB				
0283	S	1.000	Mgr, Student Advising	\$50,364	\$50,364	
0616	S	1.000	Coord, Student Advising	\$40,944	\$40,944	
1309	S	1.000	Coord, Student Advising	\$40,332	\$40,332	
Admin:	0.000	Staff:	3.000	Admin Pro:	0.000	
Faculty:	0.000	Acad Pro:	0.000	Contract:	0.000	
					\$131,640	
1100	12471	Admissions				
0118	S	1.000	Admissions Processor	\$30,168	\$30,168	
0133	S	1.000	Admissions Processor	\$30,168	\$30,168	
0162	S	1.000	Asst Dir, Admissions	\$44,580	\$44,580	
0208	S	1.000	Admissions Representative	\$35,292	\$35,292	
0332	S	1.000	Assoc Dir, Admissions	\$56,580	\$56,580	
0378	S	1.000	Admissions Representative	\$35,292	\$35,292	
0759	A	1.000	Dir, Admissions	\$90,000	\$91,164	
0919	S	1.000	Admissions Processor	\$0	\$30,168	
1142	S	1.000	Admissions Representative	\$35,292	\$35,292	
1195	S	1.000	Information Specialist	\$45,024	\$45,024	
1406	S	1.000	Office Associate, Senior	\$36,456	\$36,456	
1612	S	1.000	Office Associate	\$32,436	\$32,436	
1810	S	1.000	Office Assistant, Senior	\$29,940	\$29,940	
1905	S	1.000	Admissions Processor	\$30,168	\$30,168	
1920	S	1.000	Office Associate, Senior	\$36,396	\$36,396	
1934	S	1.000	Asst Dir, Admissions	\$41,400	\$41,400	
2056	S	1.000	Admissions Processor	\$0	\$30,168	
2106	S	1.000	Admissions Representative	\$35,292	\$35,292	
2191	S	1.000	Business Analyst, Executive	\$54,564	\$54,564	
2236	S	1.000	Asst Dir, Admissions	\$44,436	\$44,436	
2600	S	1.000	Admissions Representative	\$35,292	\$35,292	

Position	Type	FTE	Title	Salary	Budget
1100	12471	Admissions			
2601	S	1.000	Assoc Dir, Admissions	\$59,016	\$59,016
6326	S	1.000	Office Assistant	\$20,064	\$20,064
Admin:	1.000	Staff:	22.000	Admin Pro:	0.000
Faculty:	0.000	Acad Pro:	0.000	Contract:	0.000
					\$919,356
1100	12474	Career Services Center			
0219	A	1.000	Dir,Ctr For Adv & Career Srvcs	\$81,384	\$81,384
1263	S	1.000	Coord, Student Advising	\$42,324	\$42,324
1320	S	1.000	Coord, Student Advising	\$41,868	\$41,868
1733	S	1.000	Coord, Student Advising	\$40,620	\$40,620
2032	S	1.000	Coord, Student Advising	\$41,952	\$41,952
2086	S	1.000	Office Assistant, Senior	\$24,036	\$25,692
2093	S	1.000	Asst Dir, Ctr For Advising &Cs	\$53,832	\$53,832
2151	S	1.000	Coord, Student Advising	\$43,560	\$43,560
2221	S	1.000	Asst Dir, Ctr For Advising &Cs	\$53,784	\$53,784
6026	S	1.000	Coord, Student Advising	\$35,652	\$35,652
6439	S	1.000	Coord, Student Advising	\$35,244	\$35,244
Admin:	1.000	Staff:	10.000	Admin Pro:	0.000
Faculty:	0.000	Acad Pro:	0.000	Contract:	0.000
					\$495,912
1100	12476	Off Of Student Life			
0594	S	1.000	Office Associate, Senior	\$32,628	\$32,628
0956	S	0.526	Asst Dean Of Students	\$66,120	\$34,800
1185	Z	1.000	Interim Asst Dean of Students	\$39,612	\$39,612

Position	Type	FTE	Title	Salary	Budget
1100	12476	Off Of Student Life			
1235	S	1.000	Asst Dean Of Students	\$0	\$68,604
1711	A	1.000	AssocVP,SA/Dean of Students	\$135,360	\$135,360
Admin:	1.000	Staff:	2.526	Admin Pro:	1.000
Faculty:	0.000	Acad Pro:	0.000	Contract:	0.000
					\$311,004
1100	12478	Inter Stu Prog Fees			
2174	S	0.503	Office Associate	\$31,464	\$15,829
Admin:	0.000	Staff:	0.503	Admin Pro:	0.000
Faculty:	0.000	Acad Pro:	0.000	Contract:	0.000
					\$15,829
1100	12479	Disabled Student Ser			
0613	S	1.000	Project Coordinator, Senior	\$41,400	\$41,400
2012	S	1.000	Coord, Student Advising	\$38,904	\$38,904
2019	S	1.000	Assoc Dir, Student Ed Opp	\$68,220	\$68,220
2124	S	1.000	Coord, Student Advising	\$38,172	\$38,172
Admin:	0.000	Staff:	4.000	Admin Pro:	0.000
Faculty:	0.000	Acad Pro:	0.000	Contract:	0.000
					\$186,696
1100	12481	Coun Ctr/Drug Educ			
1939	S	1.000	Coordinator, AWARE Programs	\$48,312	\$48,312
Admin:	0.000	Staff:	1.000	Admin Pro:	0.000
Faculty:	0.000	Acad Pro:	0.000	Contract:	0.000
					\$48,312

Position	Type	FTE	Title	Salary	Budget
1100	12487	Afro American Educ			
0384	A	1.000	Director/Professor	\$107,220	\$107,220
1395	S	1.000	Office Assistant, Senior	\$24,048	\$24,048
Admin:	1.000	Staff:	1.000	Admin Pro:	0.000
Faculty:	0.000	Acad Pro:	0.000	Contract:	0.000
					\$131,268
1100	12488	Indian Education			
0328	A	1.000	Director/Lecturer,Sr ETT	\$95,412	\$95,412
Admin:	1.000	Staff:	0.000	Admin Pro:	0.000
Faculty:	0.000	Acad Pro:	0.000	Contract:	0.000
					\$95,412
1100	12491	Minority Affairs Off			
0621	S	1.000	Associate Dean of Students	\$78,384	\$78,384
2513	S	1.000	Project Coordinator	\$37,440	\$37,440
2604	S	1.000	Mgr, Student Recruit/Retention	\$41,400	\$41,400
Admin:	0.000	Staff:	3.000	Admin Pro:	0.000
Faculty:	0.000	Acad Pro:	0.000	Contract:	0.000
					\$157,224
1100	12502	Div Research Support			
0137	S	1.000	Technician, Senior	\$47,880	\$47,880
0185	S	1.000	Office Associate, Senior	\$43,284	\$43,284
0298	S	0.463	Engineer, Senior	\$70,296	\$32,550
0682	S	1.000	Mgr, Technical Engineering	\$91,740	\$91,740
0787	S	1.000	Technician, Senior	\$47,868	\$47,868
0837	S	0.731	Engineer, Senior	\$70,296	\$51,396
0891	S	1.000	Coordinator, Hazardous Stores	\$45,024	\$45,024

Position	Type	FTE	Title	Salary	Budget	
1100	12502	Div Research Support				
0997	S	1.000	Master Scientific Glassblower	\$63,276	\$63,276	
1831	S	1.000	Technician, Master	\$64,056	\$64,056	
Admin:	0.000	Staff:	8.194	Admin Pro:	0.000	
Faculty:	0.000	Acad Pro:	0.000	Contract:	0.000	
					\$487,074	
1100	12503	National Pk Res Ctr				
1043	A	0.112	Director/Professor	\$119,892	\$13,430	
Admin:	0.112	Staff:	0.000	Admin Pro:	0.000	
Faculty:	0.000	Acad Pro:	0.000	Contract:	0.000	
					\$13,430	
1100	12508	Epscor II				
2134	S	1.000	Project Coordinator, Senior	\$0	\$45,000	
Admin:	0.000	Staff:	1.000	Admin Pro:	0.000	
Faculty:	0.000	Acad Pro:	0.000	Contract:	0.000	
					\$45,000	
1100	12510	Wold Chair				
0366	A	0.706	Wold Chair	\$197,052	\$139,235	
Admin:	0.706	Staff:	0.000	Admin Pro:	0.000	
Faculty:	0.000	Acad Pro:	0.000	Contract:	0.000	
					\$139,235	

Position	Type	FTE	Title	Salary	Budget	
1317	12649	Athletic Dir Office				
0394	C	1.000	Sr Assoc Athletic Dir/Ext Ops	\$99,000	\$99,000	
0704	C	1.000	Athletics Financial Aid Coord	\$41,616	\$41,616	
0750	C	1.000	Sr AssocAthDir/InternalOps/SWA	\$82,008	\$82,008	
0948	S	1.000	Office Associate	\$31,848	\$31,848	
0953	A	1.000	Athletic Director	\$200,004	\$200,004	
1420	C	1.000	AssocAthDir/Ticket Ops/EvtMgmt	\$69,360	\$69,360	
2091	Z	1.000	Deputy Director	\$110,004	\$110,004	
4155	C	0.500	Dir, Compliance	\$40,008	\$20,004	
4280	S	0.500	Office Associate	\$31,848	\$15,924	
4470	C	0.500	Asst Ath Dir/Promotions&Market	\$48,252	\$24,126	
4490	C	0.500	Sr Marketing Ath Coordinator	\$33,000	\$16,500	
4769	C	0.500	Athletic Compliance Assistant	\$0	\$15,000	
Admin:	1.000	Staff:	1.500	Admin Pro:	1.000	\$725,394
Faculty:	0.000	Acad Pro:	0.000	Contract:	6.000	
1317	12650	Basketball				
0188	C	1.000	Coach, Asst Men's Basketball	\$72,000	\$72,000	
0389	C	1.000	Coach, AssocHd Men'sBasketball	\$160,008	\$160,008	
1798	C	1.000	Coach, Head Men's Basketball	\$190,008	\$190,008	
4025	C	0.500	Coach, Asst Men's Basketball	\$92,004	\$46,002	
4361	C	0.500	Coach, Asst Strength	\$59,004	\$29,502	
4508	C	0.500	Dir, Men'sBasketballOperations	\$43,008	\$21,504	
Admin:	0.000	Staff:	0.000	Admin Pro:	0.000	\$519,024
Faculty:	0.000	Acad Pro:	0.000	Contract:	4.500	

Position	Type	FTE	Title	Salary	Budget
1317	12651	Athletics Bus Off			
1613	S	1.000	Accounting Associate, Senior	\$44,004	\$44,004
1873	C	1.000	Sr Assoc Ath Dir/Business Ops	\$99,000	\$99,000
4019	S	0.500	Accounting Associate, Senior	\$30,168	\$15,084
4445	S	0.500	Office Associate	\$30,168	\$15,084
4488	S	0.500	Accounting Associate, Senior	\$31,848	\$15,924
4503	C	0.500	Athletics Exec Business Mgr.	\$68,004	\$34,002
4512	S	0.500	Office Associate	\$30,168	\$15,084
Admin:	0.000	Staff:	3.000	Admin Pro:	0.000
Faculty:	0.000	Acad Pro:	0.000	Contract:	1.500
					\$238,182

Position	Type	FTE	Title	Salary	Budget
1317	12652	Football			
0247	C	1.000	Coach, Asst Football	\$160,008	\$160,008
0343	C	1.000	Director, Football Operations	\$62,004	\$62,004
0518	C	1.000	Coach, Asst Head Football	\$79,008	\$79,008
0561	C	1.000	Coach, Asst Football	\$90,000	\$90,000
0678	C	1.000	Asst Ath Dir/Recruitment FTBL	\$58,068	\$58,068
0744	C	1.000	Recruiting Coord., Football	\$75,000	\$58,068
0872	C	1.000	Coach, Asst Football	\$0	\$80,004
0920	C	1.000	Coach, Asst Football	\$165,000	\$165,000
1600	C	1.000	Coach, Asst Football	\$95,004	\$95,004
1721	C	1.000	Coach, Head Football	\$190,008	\$190,008
1833	C	1.000	Coach, Asst Football	\$120,000	\$120,000
4223	S	0.500	Office Associate	\$30,168	\$15,084
4224	C	0.500	Coach, Asst Football	\$69,000	\$34,500
4297	C	0.500	Dir, Ath Strength&Conditioning	\$75,000	\$41,004
4437	C	0.500	Coach, Asst Football	\$70,008	\$35,004

Position	Type	FTE	Title	Salary	Budget
1317	12652		Football		
4497	C	0.500	Director,Media/AudioVisual-FB	\$32,004	\$16,002
4513	C	0.500	Coach, Asst Strength	\$39,000	\$19,500
Admin:	0.000	Staff:	0.500	Admin Pro:	0.000
Faculty:	0.000	Acad Pro:	0.000	Contract:	13.500
					\$1,318,266
1317	12653		Golf - Men		
0391	C	0.231	Hd Men&Women Golf/Dir Golf Ops	\$124,212	\$28,752
Admin:	0.000	Staff:	0.000	Admin Pro:	0.000
Faculty:	0.000	Acad Pro:	0.000	Contract:	0.231
					\$28,752
1317	12654		Sports Information		
0295	S	1.000	Office Associate	\$31,848	\$31,848
1279	C	1.000	Assoc Ath Dir,Public&Media Rel	\$74,004	\$74,004
4007	S	0.500	Asst Coord, Sports Information	\$41,820	\$20,910
4469	C	0.500	Athletic Web Site Coordinator	\$39,000	\$19,500
4492	C	0.500	Asst Dir,Audio Visual Svcs	\$36,000	\$18,000
4500	C	0.500	Creative Dir, Audio Visual Svcs	\$48,000	\$24,000
4506	C	0.500	Athletic Media Relations Spec	\$28,008	\$14,004
4539	C	0.500	Athl Media/Pub Relations Spec	\$28,008	\$14,004
Admin:	0.000	Staff:	1.500	Admin Pro:	0.000
Faculty:	0.000	Acad Pro:	0.000	Contract:	3.500
					\$216,270

Position	Type	FTE	Title	Salary	Budget	
1317	12655	Swimming				
0463	C	0.500	Coach, Head Swim	\$80,004	\$40,002	
2238	C	0.500	Coach, Asst Swim	\$0	\$17,004	
Admin:	0.000	Staff:	0.000	Admin Pro:	0.000	
Faculty:	0.000	Acad Pro:	0.000	Contract:	1.000	
					\$57,006	
1317	12656	Training Room				
0119	C	1.000	Head Trainer	\$80,004	\$80,004	
0754	C	1.000	Athletic Trainer, Asst	\$35,712	\$35,712	
1862	C	1.000	Athletic Trainer, Asst	\$39,000	\$39,000	
4282	C	0.500	Athletic Trainer, Asst	\$40,008	\$20,004	
4293	C	0.500	Assoc Hd Ath Trainer	\$45,000	\$22,500	
4493	C	0.500	Coord, Sports Medicine Ins	\$42,000	\$21,000	
4517	C	0.500	Athletic Trainer, Asst	\$0	\$17,502	
Admin:	0.000	Staff:	0.000	Admin Pro:	0.000	
Faculty:	0.000	Acad Pro:	0.000	Contract:	5.000	
					\$235,722	
1317	12657	Wrestling				
1255	C	1.000	Coach, Head Wrestling	\$77,004	\$90,000	
2034	C	1.000	Coach, Asst Wrestling	\$35,004	\$40,008	
4043	C	0.500	Coach, Asst Wrestling	\$37,008	\$20,004	
4884	C	0.500	Dir of Operations, Wrestling	\$35,004	\$17,502	
Admin:	0.000	Staff:	0.000	Admin Pro:	0.000	
Faculty:	0.000	Acad Pro:	0.000	Contract:	3.000	
					\$167,514	

Position	Type	FTE	Title	Salary	Budget
1317	12658	Equipment Room			
0743	S	1.000	Asst Supv, Athletic Equip	\$30,168	\$30,168
1364	S	1.000	Supv, Athletic Equipment	\$53,508	\$53,508
Admin:	0.000	Staff:	2.000	Admin Pro:	0.000
Faculty:	0.000	Acad Pro:	0.000	Contract:	0.000
					\$83,676
1317	12659	Academic Counselor			
0289	S	1.000	Office Associate	\$31,848	\$31,848
0741	C	1.000	Asst AD for Academic Services	\$56,004	\$60,000
1625	C	1.000	Athletic Academic Coordinator	\$38,508	\$43,008
2152	C	1.000	Athletic Academic Coordinator	\$38,508	\$38,508
4499	C	0.500	Athletic Academic Coordinator	\$38,508	\$19,254
4514	C	0.500	Athletic Academic Coordinator	\$38,508	\$19,254
Admin:	0.000	Staff:	1.000	Admin Pro:	0.000
Faculty:	0.000	Acad Pro:	0.000	Contract:	4.000
					\$211,872
1317	12660	Ticket Office			
2026	C	1.000	Director of Ticket Operations	\$40,008	\$40,008
2246	S	1.000	Asst Mgr, Athletic Ticket Ofc	\$32,628	\$32,628
4862	C	0.500	Sales Development Officer	\$28,008	\$14,004
Admin:	0.000	Staff:	1.000	Admin Pro:	0.000
Faculty:	0.000	Acad Pro:	0.000	Contract:	1.500
					\$86,640
1317	12661	Basketball - Women			
0315	C	1.000	Coach, Assoc Hd Womens BB	\$100,008	\$100,008
0673	C	1.000	Coach, Head Womens Basketball	\$177,000	\$177,000

Position	Type	FTE	Title	Salary	Budget	
1317	12661	Basketball - Women				
1311	C	1.000	Coach, Asst Womens Basketball	\$56,004	\$56,004	
2018	C	1.000	Coach, Asst Womens Basketball	\$60,000	\$60,000	
4509	C	0.500	Dir,AthWebsite/AudioVisual-WBB	\$36,000	\$18,000	
4520	C	0.500	Coach, Asst Strength	\$42,840	\$21,420	
4576	S	0.500	Office Associate	\$30,168	\$15,084	
Admin:	0.000	Staff:	0.500	Admin Pro:	0.000	
Faculty:	0.000	Acad Pro:	0.000	Contract:	5.000	
					\$447,516	
1317	12662	Swimming - Women				
0463	C	0.500	Coach, Head Swim	\$80,004	\$40,002	
1511	C	1.000	Assoc Head Men/WomenSwim Coach	\$42,000	\$42,000	
2238	C	0.500	Coach, Asst Swim	\$0	\$17,004	
4511	C	0.500	Coach,Asst Men & Women Swim	\$36,000	\$18,000	
Admin:	0.000	Staff:	0.000	Admin Pro:	0.000	
Faculty:	0.000	Acad Pro:	0.000	Contract:	2.500	
					\$117,006	
1317	12663	Track - Women				
1111	C	0.500	Coach, Head Track	\$70,008	\$35,004	
2228	C	0.500	Coach, Asst Track	\$52,524	\$26,262	
4409	C	0.250	Coach, Asst Track	\$51,012	\$12,753	
4489	C	0.500	Coach, Asst Track	\$32,004	\$16,002	
4510	C	0.250	Coach, Asst Track	\$39,000	\$9,750	
Admin:	0.000	Staff:	0.000	Admin Pro:	0.000	
Faculty:	0.000	Acad Pro:	0.000	Contract:	2.000	
					\$99,771	

Position	Type	FTE	Title	Salary	Budget	
1317	12664	Track - Men				
1111	C	0.500	Coach, Head Track	\$70,008	\$35,004	
2228	C	0.500	Coach, Asst Track	\$52,524	\$26,262	
4409	C	0.250	Coach, Asst Track	\$51,012	\$12,753	
4510	C	0.250	Coach, Asst Track	\$39,000	\$9,750	
Admin:	0.000	Staff:	0.000	Admin Pro:	0.000	
Faculty:	0.000	Acad Pro:	0.000	Contract:	1.500	
					\$83,769	
1317	12665	Volleyball - Women				
0668	C	1.000	Coach, Head Womens Volleyball	\$100,008	\$100,008	
2112	C	1.000	Coach, Assoc Head Volleyball	\$55,008	\$55,008	
4501	C	0.500	Coach, Assistant Volleyball	\$50,004	\$25,002	
4559	C	0.500	Dir, Women's Volleyball Ops	\$33,600	\$16,800	
Admin:	0.000	Staff:	0.000	Admin Pro:	0.000	
Faculty:	0.000	Acad Pro:	0.000	Contract:	3.000	
					\$196,818	
1317	12666	Golf - Women				
0391	C	0.126	Hd Men&Women Golf/Dir Golf Ops	\$124,212	\$15,602	
4427	C	0.500	CoachHdW'nsGolf/AsstDirM/WGPrg	\$42,000	\$21,000	
Admin:	0.000	Staff:	0.000	Admin Pro:	0.000	
Faculty:	0.000	Acad Pro:	0.000	Contract:	0.626	
					\$36,602	

Position	Type	FTE	Title	Salary	Budget
1317	12667	Soccer - Women			
2160	C	1.000	Coach, Asst Womens Soccer	\$47,508	\$47,508
2193	C	1.000	Coach, Head Womens Soccer	\$71,004	\$71,004
4502	C	0.500	Coach, Asst Womens Soccer	\$32,508	\$16,254
Admin:	0.000	Staff:	0.000	Admin Pro:	0.000
Faculty:	0.000	Acad Pro:	0.000	Contract:	2.500
					\$134,766
1317	12668	Tennis-Women			
2252	C	1.000	Coach, Head Womens Tennis	\$50,004	\$50,004
4292	C	0.500	Coach, Asst Tennis	\$0	\$16,002
Admin:	0.000	Staff:	0.000	Admin Pro:	0.000
Faculty:	0.000	Acad Pro:	0.000	Contract:	1.500
					\$66,006
1100	15230	Instr-Ag Econ-PR			
0117	F	0.500	Assoc Professor	\$80,148	\$40,074
0151	F	0.500	Assoc Professor	\$77,724	\$38,862
0386	F	0.417	Professor	\$129,288	\$53,870
0407	F	0.167	Asst Professor	\$75,000	\$12,500
0659	F	0.333	Assoc Professor	\$78,432	\$26,144
0660	F	0.500	Asst Professor	\$73,500	\$36,750
0892	P	0.334	Post Doc Res Assoc	\$55,008	\$18,336
1176	F	0.167	Asst Professor	\$71,652	\$11,942
1475	F	0.333	Assoc Professor	\$78,768	\$26,256
1689	F	0.667	Assoc Professor	\$70,980	\$47,320
1731	S	0.167	Office Associate	\$33,324	\$5,554
1744	S	0.417	Accounting Associate, Senior	\$40,044	\$16,685
1890	A	0.333	Department Head/Assoc Prof	\$116,868	\$38,956

Position	Type	FTE	Title	Salary	Budget
1100	15230	Instr-Ag Econ-PR			
1904	F	0.500	Assoc Professor	\$80,580	\$40,290
2126	F	0.084	Assoc Professor	\$77,736	\$6,478
Admin:	0.333	Staff:	0.584	Admin Pro:	0.000
Faculty:	4.168	Acad Pro:	0.334	Contract:	0.000
					\$420,017
1100	15239	Instr-Ag Econ-Supp			
2132	P	0.104	Research Scientist,Sr ETT	\$63,948	\$6,720
Admin:	0.000	Staff:	0.000	Admin Pro:	0.000
Faculty:	0.000	Acad Pro:	0.104	Contract:	0.000
					\$6,720
1100	15240	Instr-An Sci-PR			
0128	S	0.500	Livestock Manager	\$39,636	\$19,818
0253	S	0.333	Office Assistant, Senior	\$26,940	\$8,980
0285	F	0.333	Assoc Professor	\$71,364	\$23,788
0294	F	0.500	Professor	\$88,128	\$44,064
0345	S	0.250	Mgr, Meat Laboratory	\$37,020	\$9,255
0357	S	0.417	Accounting Associate	\$25,824	\$10,760
0363	F	0.083	Asst Professor	\$74,736	\$6,228
0369	P	0.667	Lecturer,Asst ETT	\$60,000	\$40,000
0513	F	0.500	Asst Professor	\$62,316	\$5,193
0551	F	0.250	Prof/Interim Research Leader	\$96,336	\$24,084
0593	S	0.167	Laboratory Technician II	\$43,836	\$7,306
0622	F	0.350	Professor	\$145,332	\$50,867
0681	S	0.333	Laramie Farm Mgr, Res & Ext	\$58,356	\$19,452
0936	F	0.333	Asst Professor	\$61,956	\$20,652
0949	F	0.667	Asst Professor	\$68,004	\$45,336
0963	S	0.250	Accountant	\$41,400	\$10,350

Position	Type	FTE	Title	Salary	Budget
1100	15240	Instr-An Sci-PR			
1021	F	0.333	Professor	\$121,092	\$40,364
1118	F	0.250	Assoc Professor	\$61,332	\$15,333
1318	F	0.417	Professor	\$90,072	\$37,530
1558	S	0.654	Program Associate III	\$48,012	\$31,424
1679	A	0.250	Department Head/Professor	\$121,596	\$30,399
1743	S	0.500	Livestock Manager	\$42,624	\$21,312
1800	F	0.500	Assoc Professor	\$70,452	\$35,226
1893	F	0.417	Assoc Professor	\$81,444	\$33,935
2196	P	0.113	Research Scientist,Asst ETT	\$44,004	\$5,000
2249	F	0.500	Assoc Professor	\$0	\$20,000

Admin:	0.250	Staff:	3.404	Admin Pro:	0.000		
Faculty:	5.433	Acad Pro:	0.780	Contract:	0.000		\$616,656

1100	15249	Instr-An Sci-Supp			
1558	S	0.128	Program Associate III	\$48,012	\$6,115
2196	P	0.207	Research Scientist,Asst ETT	\$44,004	\$9,092

Admin:	0.000	Staff:	0.128	Admin Pro:	0.000		
Faculty:	0.000	Acad Pro:	0.207	Contract:	0.000		\$15,207

1100	15250	Instr-FCS-PR			
0301	F	0.667	Assoc Professor	\$67,020	\$44,680
0311	F	0.500	Professor	\$95,568	\$47,784
0320	F	0.750	Assoc Professor	\$63,528	\$47,646
0400	A	0.334	Department Head/Professor	\$114,828	\$38,276
0438	S	0.417	Office Assistant, Senior	\$28,884	\$12,035
0475	F	0.667	Assoc Professor	\$64,536	\$43,024
0517	F	0.667	Asst Professor	\$56,316	\$37,544

Position	Type	FTE	Title	Salary	Budget
1100	15250	Instr-FCS-PR			
0586	F	0.500	Assoc Professor	\$63,456	\$31,728
0587	F	0.500	Assoc Professor	\$67,428	\$33,714
0832	P	1.000	Lecturer,Asst	\$52,620	\$52,620
0893	S	0.417	Office Associate, Senior	\$50,652	\$21,105
1148	S	0.417	Accounting Associate, Senior	\$43,464	\$18,110
1219	F	0.750	Professor	\$73,860	\$55,395
1261	F	0.083	Professor	\$104,808	\$8,734
1370	F	0.333	Professor	\$81,684	\$27,228
1510	F	0.500	Professor	\$78,660	\$39,330
1915	P	1.000	Lecturer,Sr ETT	\$54,132	\$54,132
2014	P	1.000	Lecturer,Asst	\$44,184	\$44,184
6134	P	0.084	Lecturer,Asst	\$25,308	\$2,109
Admin:	0.334	Staff:	1.251	Admin Pro:	0.000
Faculty:	5.917	Acad Pro:	3.084	Contract:	0.000
					\$659,378
1100	15259	Instr-FCS-Supp			
0415	S	1.000	Office Assistant, Senior	\$34,380	\$34,380
6076	P	1.000	Lecturer,Asst	\$32,988	\$32,988
6129	P	0.833	Lecturer,Asst	\$25,308	\$21,090
Admin:	0.000	Staff:	1.000	Admin Pro:	0.000
Faculty:	0.000	Acad Pro:	1.833	Contract:	0.000
					\$88,458
1100	15260	Instr-Mol Bio-PR			
0108	F	0.500	Professor	\$117,516	\$9,793
0180	S	0.167	Coord, Instructional Lab	\$53,688	\$8,948
0250	F	0.860	Professor	\$0	\$50,000
0352	F	0.333	Assoc Professor	\$78,144	\$26,048

Position	Type	FTE	Title	Salary	Budget
1100	15260	Instr-Mol Bio-PR			
0376	F	0.333	Asst Professor	\$66,000	\$22,000
0409	S	0.417	Accountant	\$42,540	\$17,725
0472	F	0.250	Professor	\$135,000	\$20,163
0569	S	0.417	Office Assistant, Senior	\$24,240	\$10,100
0584	F	0.333	Assoc Professor	\$70,620	\$23,540
0665	S	0.333	Accounting Associate	\$25,824	\$8,608
0792	F	0.750	Professor	\$0	\$60,000
0886	S	0.250	Laboratory Technician I	\$42,252	\$10,563
0946	F	0.333	Professor	\$93,000	\$31,000
0974	F	0.333	Professor	\$92,448	\$30,816
1018	F	0.333	Professor	\$140,352	\$46,784
1085	F	0.145	Assoc Dir, SER/Professor	\$154,356	\$22,370
1251	A	0.500	Dept Chair/Assoc Prof	\$97,764	\$48,882
1268	S	0.167	Laboratory Technician II	\$44,712	\$7,452
1286	F	0.333	Asst Professor	\$68,004	\$22,668
1302	F	0.333	Professor	\$94,692	\$31,564
1446	F	0.333	Professor	\$85,440	\$28,480
1748	F	0.333	Asst Professor	\$70,272	\$23,424
1889	P	1.000	Lecturer,Assoc ETT	\$49,872	\$49,872
1923	F	0.250	Asst Professor	\$70,476	\$17,619
2059	S	1.000	Coord, Instructional Lab	\$38,652	\$38,652

Admin:	0.500	Staff:	2.751	Admin Pro:	0.000	
Faculty:	6.085	Acad Pro:	1.000	Contract:	0.000	\$667,071

1100	15269	Instr-Mol Bio-Supp				
0410	P	0.500	Research Scientist,Sr	\$42,372	\$21,186	
Admin:	0.000	Staff:	0.000	Admin Pro:	0.000	
Faculty:	0.000	Acad Pro:	0.500	Contract:	0.000	\$21,186

Position	Type	FTE	Title	Salary	Budget
1100	15270	Instr-PS-PR			
0136	F	0.083	Asst Professor	\$70,008	\$5,834
0226	P	0.250	Ext Educator,Sr ETT	\$79,200	\$19,800
0459	A	0.333	Director/Assoc Professor	\$85,008	\$28,336
0479	P	0.769	Lecturer,Sr ETT	\$0	\$50,000
0637	A	0.334	Department Head/Assoc Prof	\$83,100	\$27,700
1084	F	0.500	Assoc Professor	\$60,120	\$30,060
1165	F	0.333	Asst Professor	\$63,324	\$21,108
1246	F	0.083	Professor	\$94,104	\$7,842
1278	F	0.500	Asst Professor	\$65,004	\$32,502
1453	S	0.168	Accounting Associate, Senior	\$34,896	\$5,816
1521	F	0.083	Asst Professor	\$75,000	\$6,250
1657	S	0.167	Office Associate	\$30,168	\$5,028
1698	F	0.083	Asst Professor	\$76,500	\$6,375
Admin:	0.667	Staff:	0.335	Admin Pro:	0.000
Faculty:	1.665	Acad Pro:	1.019	Contract:	0.000
					\$246,651
1100	15280	Instr-REWM-PR			
0172	F	0.500	Asst Professor	\$63,888	\$31,944
0232	F	0.751	Assoc Professor	\$68,064	\$51,048
0233	F	0.083	Professor	\$77,604	\$6,467
0239	S	0.417	Office Associate	\$37,512	\$15,630
0284	F	0.500	Assoc Professor	\$67,152	\$33,576
0339	F	0.500	Professor	\$81,516	\$40,758
0531	F	0.250	Professor	\$98,652	\$24,663
0611	F	0.417	Assoc Professor	\$81,408	\$33,920
0631	F	0.500	Professor	\$86,004	\$43,002
0908	F	0.500	Professor	\$98,448	\$8,204
1048	F	0.500	Professor	\$100,344	\$50,172
1097	F	0.250	Professor	\$105,804	\$26,451

Position	Type	FTE	Title	Salary	Budget
1100	15280	Instr-REWM-PR			
1130	F	0.250	Assoc Professor	\$64,812	\$16,203
1137	F	0.500	Asst Professor	\$66,000	\$33,000
1244	A	0.334	Department Head/Professor	\$120,000	\$40,000
1588	F	0.500	Assoc Professor	\$68,388	\$34,194
1636	F	0.500	Professor	\$104,448	\$52,224
1729	F	0.500	Professor	\$90,480	\$45,240
1750	S	0.334	Accountant	\$41,676	\$13,892
2020	S	0.334	Office Associate	\$39,540	\$13,180
2030	F	0.500	Professor	\$93,096	\$46,548
2136	F	0.500	Professor	\$138,480	\$69,240

Admin:	0.334	Staff:	1.085	Admin Pro:	0.000		
Faculty:	8.001	Acad Pro:	0.000	Contract:	0.000		\$729,556

Position	Type	FTE	Title	Salary	Budget
1100	15290	Instr-Vet Sci-PR			
0236	F	0.333	Asst Professor	\$85,008	\$28,336
0255	S	0.162	Accountant	\$50,484	\$8,172
0647	F	0.500	Asst Professor	\$83,904	\$41,952
0710	F	0.250	Professor	\$120,060	\$30,015
0931	F	0.500	Assoc Professor	\$83,412	\$41,706
1112	F	0.083	Professor	\$116,676	\$9,723
1154	F	0.250	Professor	\$112,104	\$28,026
1156	F	0.500	Professor	\$101,232	\$50,616
1159	S	0.167	Office Associate, Senior	\$32,628	\$5,438
1161	F	0.250	Assoc Professor	\$97,416	\$24,354
1202	F	0.083	Assoc Professor	\$92,880	\$7,740
1824	F	0.250	Asst Professor	\$86,004	\$21,501

Position	Type	FTE	Title	Salary	Budget
1100	15290	Instr-Vet Sci-PR			
2244	F	0.500	Asst Professor	\$80,004	\$40,002
2561	F	0.417	Dept Head/Professor/Lab Dir	\$140,004	\$58,335
Admin:	0.000	Staff:	0.329	Admin Pro:	0.000
Faculty:	3.916	Acad Pro:	0.000	Contract:	0.000
					\$395,916
1100	15300	Instr-Admin-PR			
0149	S	0.167	Coord, Area Public Relations	\$48,492	\$8,082
0354	S	0.250	Business Manager, Executive	\$83,604	\$20,901
0809	S	0.334	Coord, College Affairs	\$78,456	\$26,152
0865	S	0.166	Accountant	\$53,772	\$8,962
1070	A	0.334	Dean/Professor	\$195,720	\$65,240
1107	S	0.334	Office Associate, Senior	\$38,004	\$12,668
1377	S	1.000	Staff Assistant	\$44,832	\$44,832
1494	A	1.000	Assoc Dean/Director	\$144,720	\$144,720
1751	S	0.083	Producer/Director, BrdstMedia	\$41,400	\$3,450
2033	S	1.000	Office Associate, Senior	\$35,292	\$35,292
2073	S	0.333	Accounting Associate, Senior	\$37,788	\$12,596
2165	P	0.083	Lecturer,Asst ETT	\$45,192	\$3,766
2242	S	0.083	Accounting Associate	\$31,920	\$2,660
Admin:	1.334	Staff:	3.750	Admin Pro:	0.000
Faculty:	0.000	Acad Pro:	0.083	Contract:	0.000
					\$389,321
1100	15411	SAREC R&E-PR/Supp			
0650	S	1.000	Farm Mgr, SAREC	\$55,284	\$55,284
0834	S	1.000	Asst Farm Mgr, Research & Ext	\$39,336	\$39,336
1009	S	1.000	Asst Farm Mgr, Research & Ext	\$41,220	\$41,220
1177	S	1.000	Research Associate II	\$46,704	\$46,704

Position	Type	FTE	Title	Salary	Budget	
1100	15411	SAREC R&E-PR/Supp				
1178	S	1.000	Office Assistant, Senior	\$31,008	\$31,008	
1397	A	0.388	Dir/Resrch Scientist,Assoc ETT	\$80,892	\$31,417	
1423	S	1.000	Asst Farm Mgr, Research & Ext	\$41,220	\$41,220	
1781	S	1.000	Asst Farm Mgr, Research & Ext	\$41,220	\$41,220	
4819	S	0.500	Staff Assistant	\$38,172	\$19,086	
Admin:	0.388	Staff:	7.500	Admin Pro:	0.000	
Faculty:	0.000	Acad Pro:	0.000	Contract:	0.000	
					\$346,495	
1100	15412	Greenhouse-R&E Support				
0267	S	1.000	Research Associate I	\$32,628	\$32,628	
0708	S	1.000	Research Associate I	\$36,780	\$36,780	
1272	S	0.750	Mgr,Greenhouse& Soil TestingOp	\$49,008	\$36,756	
Admin:	0.000	Staff:	2.750	Admin Pro:	0.000	
Faculty:	0.000	Acad Pro:	0.000	Contract:	0.000	
					\$106,164	
1100	15413	Powell R&E-PR/Supp				
0103	S	0.917	Asst Farm Mgr, Research & Ext	\$40,152	\$36,806	
1171	S	1.000	Research Associate II	\$35,292	\$48,444	
1174	S	1.000	Office Associate	\$36,720	\$36,720	
1572	S	0.917	Asst Farm Mgr, Research & Ext	\$39,024	\$35,772	
1754	S	0.583	Farm Mgr, Research & Extension	\$51,876	\$30,261	
Admin:	0.000	Staff:	4.417	Admin Pro:	0.000	
Faculty:	0.000	Acad Pro:	0.000	Contract:	0.000	
					\$188,003	

Position	Type	FTE	Title	Salary	Budget	
1100	15414	Sheridan R&E-PR/Supp				
0459	A	0.667	Director/Assoc Professor	\$85,008	\$56,672	
1797	S	1.000	Office Associate	\$32,724	\$32,724	
1803	S	1.000	Farm Mgr, Research & Extension	\$49,092	\$49,092	
2156	S	1.000	Research Associate I	\$0	\$36,780	
Admin:	0.667	Staff:	3.000	Admin Pro:	0.000	
Faculty:	0.000	Acad Pro:	0.000	Contract:	0.000	
					\$175,268	
1100	15415	Laramie R&E-PR/Supp				
0334	A	1.000	Dir/Resrch Scientist,Asst ETT	\$65,004	\$65,004	
0707	S	0.666	Mgr,Vet Sci Facilities&Animals	\$39,768	\$26,512	
Admin:	1.000	Staff:	0.666	Admin Pro:	0.000	
Faculty:	0.000	Acad Pro:	0.000	Contract:	0.000	
					\$91,516	
1100	15416	Stock Farm				
0128	S	0.500	Livestock Manager	\$39,636	\$19,818	
0370	S	1.000	Mechanic	\$32,220	\$32,220	
0428	S	1.000	Livestock Manager	\$38,256	\$38,256	
0681	S	0.667	Laramie Farm Mgr, Res & Ext	\$58,356	\$38,904	
1713	S	1.000	Asst Farm Mgr, Research & Ext	\$38,172	\$38,172	
1743	S	0.500	Livestock Manager	\$42,624	\$21,312	
Admin:	0.000	Staff:	4.667	Admin Pro:	0.000	
Faculty:	0.000	Acad Pro:	0.000	Contract:	0.000	
					\$188,682	

Position	Type	FTE	Title	Salary	Budget
1100	15417	LREC Meat Lab			
0345	S	0.750	Mgr, Meat Laboratory	\$37,020	\$27,765
Admin:	0.000	Staff:	0.750	Admin Pro:	0.000
Faculty:	0.000	Acad Pro:	0.000	Contract:	0.000
					\$27,765
1100	15440	St AES-An Sci-Supp			
2196	P	0.620	Research Scientist,Asst ETT	\$44,004	\$27,274
Admin:	0.000	Staff:	0.000	Admin Pro:	0.000
Faculty:	0.000	Acad Pro:	0.620	Contract:	0.000
					\$27,274
1100	15450	St AES-FCS-Supp			
6129	P	0.167	Lecturer,Asst	\$25,308	\$4,218
6134	P	0.500	Lecturer,Asst	\$25,308	\$12,654
Admin:	0.000	Staff:	0.000	Admin Pro:	0.000
Faculty:	0.000	Acad Pro:	0.667	Contract:	0.000
					\$16,872
1100	15460	St AES-Mol Bio-Supp			
0410	P	0.500	Research Scientist,Sr	\$42,372	\$21,186
Admin:	0.000	Staff:	0.000	Admin Pro:	0.000
Faculty:	0.000	Acad Pro:	0.500	Contract:	0.000
					\$21,186

Position	Type	FTE	Title	Salary	Budget
1100	15470	St AES-PS-Supp			
4485	P	0.145	Research Scientist	\$55,116	\$7,992
Admin:	0.000	Staff:	0.000	Admin Pro:	0.000
Faculty:	0.000	Acad Pro:	0.145	Contract:	0.000
					\$7,992
1100	15491	St AES-Vet Lab-Supp			
0674	P	0.500	Research Scientist, Assoc	\$60,000	\$30,000
4247	S	0.500	Office Assistant, Senior	\$24,036	\$12,018
4374	S	0.500	Laboratory Technician I	\$38,172	\$19,086
Admin:	0.000	Staff:	1.000	Admin Pro:	0.000
Faculty:	0.000	Acad Pro:	0.500	Contract:	0.000
					\$61,104
1100	15500	St AES-Admin-PR			
0354	S	0.083	Business Manager, Executive	\$83,604	\$6,967
0809	S	0.333	Coord, College Affairs	\$78,456	\$26,152
0851	S	0.083	Mgr, AreaTech & Communications	\$54,264	\$4,522
0865	S	0.417	Accountant	\$53,772	\$22,405
1044	A	0.750	Assoc Dean/Professor	\$128,400	\$96,330
1070	A	0.250	Dean/Professor	\$195,720	\$48,930
1107	S	0.333	Office Associate, Senior	\$38,004	\$12,668
1190	S	0.333	Mgr, State Seed Cert Service	\$64,128	\$21,376
1799	S	1.000	Staff Assistant	\$40,008	\$40,008
2073	S	0.667	Accounting Associate, Senior	\$37,788	\$25,192
2242	S	0.167	Accounting Associate	\$31,920	\$5,320
4692	S	0.250	Accounting Associate, Senior	\$38,148	\$9,537
Admin:	1.000	Staff:	3.666	Admin Pro:	0.000
Faculty:	0.000	Acad Pro:	0.000	Contract:	0.000
					\$319,407

Position	Type	FTE	Title	Salary	Budget
4011	15503	Sect 1-HF 1-3 Admin-PR		133HFADMNP	
0354	S	0.167	Business Manager, Executive	\$83,604	\$13,934
1044	A	0.250	Assoc Dean/Professor	\$128,400	\$32,100
1070	A	0.083	Dean/Professor	\$195,720	\$16,310
1754	S	0.167	Farm Mgr, Research & Extension	\$51,876	\$8,646
Admin:	0.333	Staff:	0.334	Admin Pro:	0.000
Faculty:	0.000	Acad Pro:	0.000	Contract:	0.000
					\$70,990
4010	15504	Sect 1-HF 4 Admin-PR		124HFADMNP	
1754	S	0.167	Farm Mgr, Research & Extension	\$51,876	\$8,646
Admin:	0.000	Staff:	0.167	Admin Pro:	0.000
Faculty:	0.000	Acad Pro:	0.000	Contract:	0.000
					\$8,646
4031	15506	Sect 1-RRF 1-3 Admin-PR		133RRFADMNP	
0103	S	0.083	Asst Farm Mgr, Research & Ext	\$40,152	\$3,346
1572	S	0.083	Asst Farm Mgr, Research & Ext	\$39,024	\$3,252
1754	S	0.083	Farm Mgr, Research & Extension	\$51,876	\$4,323
Admin:	0.000	Staff:	0.249	Admin Pro:	0.000
Faculty:	0.000	Acad Pro:	0.000	Contract:	0.000
					\$10,921
1100	15520	Rodeo Team-PR/Supp			
2165	P	0.750	Lecturer,Asst ETT	\$45,192	\$33,894
Admin:	0.000	Staff:	0.000	Admin Pro:	0.000
Faculty:	0.000	Acad Pro:	0.750	Contract:	0.000
					\$33,894

Position	Type	FTE	Title	Salary	Budget
1100	15530	St AES-Ag Econ-PR			
0117	F	0.333	Assoc Professor	\$80,148	\$26,716
0151	F	0.333	Assoc Professor	\$77,724	\$25,908
0386	F	0.583	Professor	\$129,288	\$75,418
0407	F	0.500	Asst Professor	\$75,000	\$37,500
0659	F	0.167	Assoc Professor	\$78,432	\$13,072
0660	F	0.167	Asst Professor	\$73,500	\$12,250
0725	F	0.083	Professor	\$119,664	\$9,972
0892	P	0.333	Post Doc Res Assoc	\$55,008	\$18,336
1475	F	0.417	Assoc Professor	\$78,768	\$32,820
1689	F	0.333	Assoc Professor	\$70,980	\$23,660
1731	S	0.333	Office Associate	\$33,324	\$11,108
1744	S	0.250	Accounting Associate, Senior	\$40,044	\$10,011
1890	A	0.167	Department Head/Assoc Prof	\$116,868	\$19,478
1904	F	0.500	Assoc Professor	\$80,580	\$40,290
2126	F	0.500	Assoc Professor	\$77,736	\$38,868
2132	P	0.224	Research Scientist,Sr ETT	\$63,948	\$14,308
Admin:	0.167	Staff:	0.583	Admin Pro:	0.000
Faculty:	3.916	Acad Pro:	0.557	Contract:	0.000
					\$409,715
4011	15533	Sect 1-HF 1-3 Ag Econ-PR		133HFAECP	
0117	F	0.167	Assoc Professor	\$80,148	\$13,358
0151	F	0.167	Assoc Professor	\$77,724	\$12,954
1176	F	0.416	Asst Professor	\$71,652	\$29,855
1744	S	0.083	Accounting Associate, Senior	\$40,044	\$3,337
Admin:	0.000	Staff:	0.083	Admin Pro:	0.000
Faculty:	0.750	Acad Pro:	0.000	Contract:	0.000
					\$59,504

Position	Type	FTE	Title	Salary	Budget
4010	15534	Sect 1-HF 4 Ag Econ-PR		124HFAECP	
1475	F	0.250	Assoc Professor	\$78,768	\$19,692
1890	A	0.167	Department Head/Assoc Prof	\$116,868	\$19,478
Admin:	0.167	Staff:	0.000	Admin Pro:	0.000
Faculty:	0.250	Acad Pro:	0.000	Contract:	0.000
					\$39,170
4030	15535	Sect 1-RRF 4 Ag Econ-PR		124RRFAECP	
0660	F	0.250	Asst Professor	\$73,500	\$18,375
Admin:	0.000	Staff:	0.000	Admin Pro:	0.000
Faculty:	0.250	Acad Pro:	0.000	Contract:	0.000
					\$18,375
4031	15536	Sect 1-RRF 1-3 Ag Econ-PR		133RRFAECP	
0725	F	0.167	Professor	\$119,664	\$19,944
1744	S	0.083	Accounting Associate, Senior	\$40,044	\$3,337
2132	P	0.224	Research Scientist,Sr ETT	\$63,948	\$14,308
Admin:	0.000	Staff:	0.083	Admin Pro:	0.000
Faculty:	0.167	Acad Pro:	0.224	Contract:	0.000
					\$37,589
4021	15538	Sect 1-MS 1-3 Ag Econ-PR		133MSAECP	
0660	F	0.083	Asst Professor	\$73,500	\$6,125
Admin:	0.000	Staff:	0.000	Admin Pro:	0.000
Faculty:	0.083	Acad Pro:	0.000	Contract:	0.000
					\$6,125

Position	Type	FTE	Title	Salary	Budget
1100	15540	St AES-An Sci-PR			
0253	S	0.584	Office Assistant, Senior	\$26,940	\$15,715
0285	F	0.667	Assoc Professor	\$71,364	\$47,576
0294	F	0.417	Professor	\$88,128	\$36,720
0357	S	0.500	Accounting Associate	\$25,824	\$12,912
0513	F	0.500	Asst Professor	\$62,316	\$5,193
0532	P	1.000	Research Scientist,Asst ETT	\$40,008	\$40,008
0551	F	0.583	Prof/Interim Research Leader	\$96,336	\$56,196
0593	S	0.666	Laboratory Technician II	\$43,836	\$29,224
0622	F	0.350	Professor	\$145,332	\$50,867
0686	P	1.000	Research Scientist,Sr ETT	\$54,024	\$54,024
0936	F	0.584	Asst Professor	\$61,956	\$36,141
0949	F	0.333	Asst Professor	\$68,004	\$22,668
0963	S	0.250	Accountant	\$41,400	\$10,350
1021	F	0.584	Professor	\$121,092	\$70,637
1057	S	0.917	Laboratory Technician I	\$41,124	\$37,697
1118	F	0.500	Assoc Professor	\$61,332	\$30,666
1242	P	1.000	Research Scientist,Asst ETT	\$40,008	\$40,008
1318	F	0.417	Professor	\$90,072	\$37,530
1537	P	1.000	Research Scientist,Sr ETT	\$52,740	\$52,740
1679	A	0.250	Department Head/Professor	\$121,596	\$30,399
1800	F	0.500	Assoc Professor	\$70,452	\$35,226
1893	F	0.333	Assoc Professor	\$81,444	\$27,148
2249	F	0.500	Assoc Professor	\$0	\$20,000
2570	F	0.250	Assoc Professor	\$81,756	\$20,439
Admin:	0.250	Staff:	2.917	Admin Pro:	0.000
Faculty:	6.518	Acad Pro:	4.000	Contract:	0.000
					\$820,084

Position	Type	FTE	Title	Salary	Budget
4011	15543	Sect 1-HF 1-3 An Sci-PR		133HFANSP	
0363	F	0.250	Asst Professor	\$74,736	\$18,684
0551	F	0.167	Prof/Interim Research Leader	\$96,336	\$16,056
0593	S	0.167	Laboratory Technician II	\$43,836	\$7,306
0963	S	0.167	Accountant	\$41,400	\$6,900
1057	S	0.083	Laboratory Technician I	\$41,124	\$3,427
1118	F	0.167	Assoc Professor	\$61,332	\$10,222
1318	F	0.166	Professor	\$90,072	\$15,012
Admin:	0.000	Staff:	0.417	Admin Pro:	0.000
Faculty:	0.750	Acad Pro:	0.000	Contract:	0.000
					\$77,607
4031	15546	Sect 1-RRF 1-3 An Sci-PR		133RRFANSP	
0936	F	0.083	Asst Professor	\$61,956	\$5,163
0963	S	0.167	Accountant	\$41,400	\$6,900
Admin:	0.000	Staff:	0.167	Admin Pro:	0.000
Faculty:	0.083	Acad Pro:	0.000	Contract:	0.000
					\$12,063
1100	15550	St AES-FCS-PR			
0301	F	0.333	Assoc Professor	\$67,020	\$22,340
0311	F	0.500	Professor	\$95,568	\$47,784
0320	F	0.167	Assoc Professor	\$63,528	\$10,588
0400	A	0.333	Department Head/Professor	\$114,828	\$38,276
0438	S	0.333	Office Assistant, Senior	\$28,884	\$9,628
0475	F	0.250	Assoc Professor	\$64,536	\$16,134
0517	F	0.333	Asst Professor	\$56,316	\$18,772
0586	F	0.500	Assoc Professor	\$63,456	\$31,728
0587	F	0.417	Assoc Professor	\$67,428	\$28,095
0893	S	0.333	Office Associate, Senior	\$50,652	\$16,884

Position	Type	FTE	Title	Salary	Budget
1100	15550	St AES-FCS-PR			
1088	F	0.249	Asst Professor	\$63,480	\$2,637
1148	S	0.167	Accounting Associate, Senior	\$43,464	\$7,244
1219	F	0.250	Professor	\$73,860	\$18,465
1261	F	0.167	Professor	\$104,808	\$17,468
1370	F	0.667	Professor	\$81,684	\$54,456
1510	F	0.500	Professor	\$78,660	\$39,330
Admin:	0.333	Staff:	0.833	Admin Pro:	0.000
Faculty:	4.333	Acad Pro:	0.000	Contract:	0.000
					\$379,829
4011	15553	Sect 1-HF 1-3 FCS-PR		133HFFCSP	
0320	F	0.083	Assoc Professor	\$63,528	\$5,294
0587	F	0.083	Assoc Professor	\$67,428	\$5,619
1148	S	0.083	Accounting Associate, Senior	\$43,464	\$3,622
Admin:	0.000	Staff:	0.083	Admin Pro:	0.000
Faculty:	0.166	Acad Pro:	0.000	Contract:	0.000
					\$14,535
4031	15556	Sect 1-RRF 1-3 FCS-PR		133RRFFCSP	
0475	F	0.083	Assoc Professor	\$64,536	\$5,378
1148	S	0.083	Accounting Associate, Senior	\$43,464	\$3,622
Admin:	0.000	Staff:	0.083	Admin Pro:	0.000
Faculty:	0.083	Acad Pro:	0.000	Contract:	0.000
					\$9,000
1100	15560	St AES-Mol Bio-PR			
0108	F	0.500	Professor	\$117,516	\$9,793
0180	S	0.833	Coord, Instructional Lab	\$53,688	\$44,740

Position	Type	FTE	Title	Salary	Budget
1100	15560	St AES-Mol Bio-PR			
0250	F	0.140	Professor	\$0	\$8,158
0352	F	0.667	Assoc Professor	\$78,144	\$52,096
0376	F	0.667	Asst Professor	\$66,000	\$44,000
0409	S	0.333	Accountant	\$42,540	\$14,180
0472	F	0.750	Professor	\$135,000	\$60,489
0569	S	0.583	Office Assistant, Senior	\$24,240	\$14,140
0584	F	0.667	Assoc Professor	\$70,620	\$47,080
0665	S	0.667	Accounting Associate	\$25,824	\$17,216
0792	F	0.250	Professor	\$0	\$20,000
0886	S	0.750	Laboratory Technician I	\$42,252	\$31,689
0946	F	0.500	Professor	\$93,000	\$46,500
0974	F	0.667	Professor	\$92,448	\$61,632
1018	F	0.667	Professor	\$140,352	\$93,568
1085	F	0.290	Assoc Dir, SER/Professor	\$154,356	\$44,740
1250	P	1.000	Research Scientist,Sr	\$57,000	\$57,000
1251	A	0.500	Dept Chair/Assoc Prof	\$97,764	\$48,882
1268	S	0.833	Laboratory Technician II	\$44,712	\$37,260
1286	F	0.667	Asst Professor	\$68,004	\$45,336
1300	P	1.000	Research Scientist,Asst ETT	\$45,552	\$45,552
1302	F	0.667	Professor	\$94,692	\$63,128
1446	F	0.667	Professor	\$85,440	\$56,960
1748	F	0.667	Asst Professor	\$70,272	\$46,848
1837	P	1.000	Research Scientist, Asst	\$40,260	\$40,260
1923	F	0.583	Asst Professor	\$70,476	\$41,111
2044	P	1.000	Research Scientist,Assoc	\$39,756	\$39,756
Admin:	0.500	Staff:	3.999	Admin Pro:	0.000
Faculty:	9.016	Acad Pro:	4.000	Contract:	0.000
					\$1,132,114

Position	Type	FTE	Title	Salary	Budget
4011	15563	Sect 1-HF 1-3 Mol Bio-PR		133HFMBP	
0409	S	0.250	Accountant	\$42,540	\$10,635
1923	F	0.167	Asst Professor	\$70,476	\$11,746
Admin:	0.000	Staff:	0.250	Admin Pro:	0.000
Faculty:	0.167	Acad Pro:	0.000	Contract:	0.000
					\$22,381
4010	15564	Sect 1-HF 4 Mol Bio-PR		124HFMBP	
0946	F	0.167	Professor	\$93,000	\$15,500
Admin:	0.000	Staff:	0.000	Admin Pro:	0.000
Faculty:	0.167	Acad Pro:	0.000	Contract:	0.000
					\$15,500
1100	15570	St AES-PS-PR			
0224	P	1.000	Research Scientist,Asst ETT	\$40,008	\$40,008
0226	P	0.250	Ext Educator,Sr ETT	\$79,200	\$19,800
0479	P	0.231	Lecturer,Sr ETT	\$0	\$15,000
0637	A	0.333	Department Head/Assoc Prof	\$83,100	\$27,700
1054	P	0.250	Ext Educator,Sr ETT	\$71,448	\$17,862
1084	F	0.500	Assoc Professor	\$60,120	\$30,060
1165	F	0.500	Asst Professor	\$63,324	\$31,662
1167	A	0.750	Director/ResScientist,Sr ETT	\$77,148	\$57,861
1246	F	0.500	Professor	\$94,104	\$47,052
1278	F	0.500	Asst Professor	\$65,004	\$32,502
1453	S	0.333	Accounting Associate, Senior	\$34,896	\$11,632
1521	F	0.250	Asst Professor	\$75,000	\$18,750
1592	S	1.000	Technician, Master	\$59,568	\$59,568
1657	S	0.417	Office Associate	\$30,168	\$12,570
2179	S	0.750	Research Associate II	\$42,684	\$32,013

Position	Type	FTE	Title	Salary	Budget
1100	15570	St AES-PS-PR			
2569	A	0.354	Director/Professor	\$0	\$20,000
4485	P	0.335	Research Scientist	\$55,116	\$18,457
Admin:	1.437	Staff:	2.500	Admin Pro:	0.000
Faculty:	2.250	Acad Pro:	2.066	Contract:	0.000
					\$492,497
4011	15573	Sect 1-HF 1-3 PS-PR		133HFSP	
1165	F	0.167	Asst Professor	\$63,324	\$10,554
1453	S	0.166	Accounting Associate, Senior	\$34,896	\$5,816
1521	F	0.167	Asst Professor	\$75,000	\$12,500
1698	F	0.167	Asst Professor	\$76,500	\$12,750
Admin:	0.000	Staff:	0.166	Admin Pro:	0.000
Faculty:	0.501	Acad Pro:	0.000	Contract:	0.000
					\$41,620
4031	15576	Sect 1-RRF 1-3 PS-PR		133RRFPSP	
0136	F	0.083	Asst Professor	\$70,008	\$5,834
1167	A	0.083	Director/ResScientist,Sr ETT	\$77,148	\$6,429
1521	F	0.083	Asst Professor	\$75,000	\$6,250
1657	S	0.083	Office Associate	\$30,168	\$2,514
1698	F	0.250	Asst Professor	\$76,500	\$19,125
2179	S	0.250	Research Associate II	\$42,684	\$10,671
Admin:	0.083	Staff:	0.333	Admin Pro:	0.000
Faculty:	0.416	Acad Pro:	0.000	Contract:	0.000
					\$50,823

Position	Type	FTE	Title	Salary	Budget
4021	15578	Sect 1-MS 1-3 PS-PR		133MSPSP	
0136	F	0.167	Asst Professor	\$70,008	\$11,668
Admin:	0.000	Staff:	0.000	Admin Pro:	0.000
Faculty:	0.167	Acad Pro:	0.000	Contract:	0.000
1100	15580	St AES-REWM-PR			
0172	F	0.417	Asst Professor	\$63,888	\$26,620
0232	F	0.083	Assoc Professor	\$68,064	\$5,672
0233	F	0.083	Professor	\$77,604	\$6,467
0239	S	0.417	Office Associate	\$37,512	\$15,630
0284	F	0.334	Assoc Professor	\$67,152	\$22,384
0339	F	0.500	Professor	\$81,516	\$40,758
0531	F	0.506	Professor	\$98,652	\$49,942
0611	F	0.583	Assoc Professor	\$81,408	\$47,488
0631	F	0.500	Professor	\$86,004	\$43,002
0908	F	0.500	Professor	\$98,448	\$8,204
1047	P	0.301	Research Scientist,Assoc ETT	\$49,248	\$2,468
1048	F	0.500	Professor	\$100,344	\$50,172
1097	F	0.750	Professor	\$105,804	\$79,353
1130	F	0.667	Assoc Professor	\$64,812	\$43,208
1137	F	0.500	Asst Professor	\$66,000	\$33,000
1244	A	0.333	Department Head/Professor	\$120,000	\$40,000
1403	P	1.000	Research Scientist ETT	\$70,008	\$70,008
1588	F	0.250	Assoc Professor	\$68,388	\$17,097
1627	F	0.250	Assoc Professor	\$79,848	\$19,962
1636	F	0.500	Professor	\$104,448	\$52,224
1729	F	0.417	Professor	\$90,480	\$37,700
1750	S	0.083	Accountant	\$41,676	\$3,473
1762	F	0.333	Assoc Professor	\$80,556	\$26,852
1838	F	0.334	Assoc Professor	\$78,708	\$26,236

Position	Type	FTE	Title	Salary	Budget
1100	15580	St AES-REWM-PR			
2020	S	0.333	Office Associate	\$39,540	\$13,180
2030	F	0.417	Professor	\$93,096	\$38,790
2136	F	0.500	Professor	\$138,480	\$69,240
2164	S	0.481	Laboratory Technician I	\$39,708	\$19,086
Admin:	0.333	Staff:	1.314	Admin Pro:	0.000
Faculty:	8.924	Acad Pro:	1.301	Contract:	0.000
					\$908,216
4011	15583	Sect 1-HF 1-3 REWM-PR		133HFNRP	
0172	F	0.083	Asst Professor	\$63,888	\$5,324
1750	S	0.083	Accountant	\$41,676	\$3,473
Admin:	0.000	Staff:	0.083	Admin Pro:	0.000
Faculty:	0.083	Acad Pro:	0.000	Contract:	0.000
					\$8,797
4010	15584	Sect 1-HF 4 REWM-PR		124HFNRP	
1130	F	0.083	Assoc Professor	\$64,812	\$5,401
1838	F	0.083	Assoc Professor	\$78,708	\$6,559
Admin:	0.000	Staff:	0.000	Admin Pro:	0.000
Faculty:	0.166	Acad Pro:	0.000	Contract:	0.000
					\$11,960

Position	Type	FTE	Title	Salary	Budget
4030	15585	Sect 1-RRF 4 RR-PR		124RRFRRP	
1750	S	0.083	Accountant	\$41,676	\$3,473
Admin:	0.000	Staff:	0.083	Admin Pro:	0.000
Faculty:	0.000	Acad Pro:	0.000	Contract:	0.000
					\$3,473
4031	15586	Sect 1-RRF 1-3 RR-PR		133RRFRRP	
0284	F	0.083	Assoc Professor	\$67,152	\$5,596
1729	F	0.083	Professor	\$90,480	\$7,540
1838	F	0.083	Assoc Professor	\$78,708	\$6,559
Admin:	0.000	Staff:	0.000	Admin Pro:	0.000
Faculty:	0.249	Acad Pro:	0.000	Contract:	0.000
					\$19,695
4021	15588	Sect 1-MS 1-3 REWM-PR		133MSNRP	
0284	F	0.083	Assoc Professor	\$67,152	\$5,596
1627	F	0.084	Assoc Professor	\$79,848	\$6,654
1750	S	0.083	Accountant	\$41,676	\$3,473
2030	F	0.083	Professor	\$93,096	\$7,758
Admin:	0.000	Staff:	0.083	Admin Pro:	0.000
Faculty:	0.250	Acad Pro:	0.000	Contract:	0.000
					\$23,481
1100	15590	St AES-Vet Sci-PR			
0236	F	0.667	Asst Professor	\$85,008	\$56,672
0255	S	0.566	Accountant	\$50,484	\$28,601
0647	F	0.500	Asst Professor	\$83,904	\$41,952
0710	F	0.583	Professor	\$120,060	\$70,035
0931	F	0.500	Assoc Professor	\$83,412	\$41,706

Position	Type	FTE	Title	Salary	Budget	
1100	15590	St AES-Vet Sci-PR				
0992	S	0.750	Laboratory Technician III	\$61,380	\$46,035	
1112	F	0.917	Professor	\$116,676	\$106,953	
1154	F	0.667	Professor	\$112,104	\$74,736	
1156	F	0.250	Professor	\$101,232	\$25,308	
1157	S	0.667	Laboratory Technician III	\$54,636	\$36,424	
1158	S	0.667	Laboratory Technician III	\$55,416	\$36,944	
1159	S	0.750	Office Associate, Senior	\$32,628	\$24,471	
1161	F	0.667	Assoc Professor	\$97,416	\$64,944	
1202	F	0.417	Assoc Professor	\$92,880	\$38,700	
1299	S	0.833	Laboratory Technician III	\$53,544	\$44,620	
1303	S	0.583	Laboratory Technician III	\$62,352	\$36,372	
1304	S	0.667	Laboratory Technician III	\$61,656	\$41,104	
1485	S	0.667	Laboratory Technician II	\$44,556	\$29,704	
1824	F	0.750	Asst Professor	\$86,004	\$64,503	
2060	S	0.667	Laboratory Technician III	\$53,904	\$35,936	
2109	S	0.666	Histotechnologist	\$45,156	\$30,104	
2244	F	0.500	Asst Professor	\$80,004	\$40,002	
2558	S	1.000	Laboratory Technician II	\$41,400	\$41,400	
2559	S	0.583	Laboratory Technician III	\$55,188	\$32,193	
2560	S	1.000	Computer Support Spec, Exec	\$56,676	\$56,676	
2561	F	0.417	Dept Head/Professor/Lab Dir	\$140,004	\$58,335	
Admin:	0.000	Staff:	10.066	Admin Pro:	0.000	\$1,204,430
Faculty:	6.835	Acad Pro:	0.000	Contract:	0.000	
4011	15593	Sect 1-HF 1-3 Vet Sci-PR		133HFVSCP		
0255	S	0.162	Accountant	\$50,484	\$8,172	
1154	F	0.083	Professor	\$112,104	\$9,342	
1202	F	0.250	Assoc Professor	\$92,880	\$23,220	
2109	S	0.167	Histotechnologist	\$45,156	\$7,526	

Position	Type	FTE	Title	Salary	Budget
4011	15593	Sect 1-HF 1-3 Vet Sci-PR		133HFVSCP	
2559	S	0.167	Laboratory Technician III	\$55,188	\$9,198
2561	F	0.083	Dept Head/Professor/Lab Dir	\$140,004	\$11,667
Admin:	0.000	Staff:	0.496	Admin Pro:	0.000
Faculty:	0.416	Acad Pro:	0.000	Contract:	0.000
					\$69,125
4010	15594	Sect 1-HF 4 Vet Sci-PR		124HFVSCP	
0710	F	0.167	Professor	\$120,060	\$20,010
1161	F	0.083	Assoc Professor	\$97,416	\$8,118
Admin:	0.000	Staff:	0.000	Admin Pro:	0.000
Faculty:	0.250	Acad Pro:	0.000	Contract:	0.000
					\$28,128
1100	15750	St CES-FCS-Supp			
6134	P	0.333	Lecturer,Asst	\$25,308	\$8,436
Admin:	0.000	Staff:	0.000	Admin Pro:	0.000
Faculty:	0.000	Acad Pro:	0.333	Contract:	0.000
					\$8,436
1100	15800	St CES-Admin-PR			
0140	P	1.000	Ext Educator,Asst ETT	\$47,508	\$47,508
0149	S	0.833	Coord, Area Public Relations	\$48,492	\$40,410
0169	P	0.834	Ext Educator,Assoc ETT	\$57,828	\$48,190
0170	P	0.583	Ext Educator,Sr ETT	\$66,996	\$39,081
0177	P	1.000	Ext Educator,Asst ETT	\$47,016	\$47,016
0191	P	0.500	Extension Educator,Asst	\$37,956	\$18,978
0197	P	0.750	Ext Educator,Sr ETT	\$57,648	\$43,236
0204	P	0.583	Ext Educator,Sr ETT	\$76,176	\$44,436

Position	Type	FTE	Title	Salary	Budget
1100	15800	St CES-Admin-PR			
0245	P	0.500	Extension Educator	\$40,812	\$20,406
0286	P	1.000	Ext Educator,Assoc ETT	\$44,004	\$44,004
0350	P	0.750	Ext Educator,Sr ETT	\$70,932	\$53,199
0354	S	0.500	Business Manager, Executive	\$83,604	\$41,802
0401	S	0.500	Program Associate II	\$46,932	\$23,466
0404	P	1.000	Ext Educator,Asst ETT	\$47,256	\$47,256
0414	S	0.750	Coord, Conferences & Marketing	\$42,900	\$32,175
0448	P	1.000	Ext Educator,Asst ETT	\$48,012	\$48,012
0464	P	0.583	Ext Educator,Sr ETT	\$76,716	\$44,751
0488	P	1.000	Assoc Dir/Ext Educator,Sr	\$104,004	\$104,004
0524	P	1.000	Ext Educator,Sr ETT	\$0	\$40,000
0568	P	1.000	Ext Educator,Asst ETT	\$0	\$45,000
0574	P	1.000	Ext Educator,Sr ETT	\$79,644	\$79,644
0601	P	0.667	Ext Educator,Asst ETT	\$49,116	\$32,744
0624	P	0.292	Ext Educator,Assoc ETT	\$54,060	\$15,768
0670	P	1.000	Ext Educator,Sr ETT	\$54,768	\$54,768
0693	P	0.584	Ext Educator,Sr ETT	\$67,584	\$39,424
0753	A	1.000	Assoc Dir/Ext Ed,Senior ETT	\$109,620	\$109,620
0789	P	0.500	Extension Educator,Asst	\$38,712	\$19,356
0809	S	0.333	Coord, College Affairs	\$78,456	\$26,152
0850	P	0.750	Ext Educator,Sr ETT	\$74,832	\$56,124
0851	S	0.917	Mgr, AreaTech & Communications	\$54,264	\$49,742
0865	S	0.417	Accountant	\$53,772	\$22,405
0888	S	1.000	Office Assistant, Senior	\$31,644	\$31,644
0924	P	1.000	Ext Educator,Assoc ETT	\$51,156	\$51,156
0962	P	0.917	Ext Educator,Sr ETT	\$67,032	\$61,446
1006	S	1.000	Office Associate	\$42,492	\$42,492
1027	P	0.583	Ext Educator,Sr ETT	\$63,240	\$36,890
1035	S	1.000	Office Associate	\$30,168	\$30,168
1052	S	1.000	Office Associate, Senior	\$50,616	\$50,616
1070	A	0.333	Dean/Professor	\$195,720	\$65,240
1077	P	0.583	Ext Educator,Sr ETT	\$65,832	\$38,402

Position	Type	FTE	Title	Salary	Budget
1100	15800		St CES-Admin-PR		
1107	S	0.333	Office Associate, Senior	\$38,004	\$12,668
1108	P	0.667	Ext Educator,Sr ETT	\$62,988	\$41,992
1146	P	0.750	Ext Educ,Asst/4-H Coord ETT	\$72,060	\$54,045
1180	P	0.675	Ext Educator,Sr ETT	\$0	\$40,000
1188	P	1.000	Extension Educator,Asst	\$44,400	\$44,400
1205	P	0.596	Ext Educator,Assoc ETT	\$0	\$40,000
1265	P	1.000	Ext Educator,Asst ETT	\$44,928	\$44,928
1272	S	0.250	Mgr.Greenhouse& Soil TestingOp	\$49,008	\$12,252
1281	P	1.000	Ext Educator,Asst ETT	\$49,524	\$49,524
1282	P	1.000	Ext Educator,Asst ETT	\$48,012	\$48,012
1337	S	1.000	Web Site Designer/Developer	\$45,024	\$45,024
1380	P	0.510	Ext Educator,Asst ETT	\$50,820	\$25,915
1397	A	0.155	Dir/Resrch Scientist,Assoc ETT	\$80,892	\$12,546
1404	P	1.000	Ext Educator,Asst ETT	\$46,008	\$46,008
1535	P	0.833	Ext Educator,Sr ETT	\$61,956	\$51,630
1634	P	1.000	Ext Educator,Asst ETT	\$50,340	\$50,340
1651	P	0.782	Extension Educator,Asst	\$53,748	\$41,996
1668	P	1.000	Ext Educator,Asst ETT	\$46,056	\$46,056
1675	P	1.000	Ext Educator,Asst ETT	\$47,016	\$47,016
1678	P	1.000	Ext Educator,Sr ETT	\$93,984	\$93,984
1699	P	0.649	Ext Educator,Sr ETT	\$0	\$45,000
1751	S	0.917	Producer/Director, BrdcstMedia	\$41,400	\$37,950
1766	A	1.000	Assoc Dean/Director	\$150,240	\$150,240
2043	P	0.500	Extension Educator,Asst	\$42,672	\$21,336
2054	S	1.000	Office Associate	\$35,796	\$35,796
2070	S	1.000	Accounting Associate, Senior	\$33,624	\$33,624
2116	S	0.113	Program Associate II	\$43,740	\$4,928
2118	P	0.500	Extension Educator,Asst	\$39,948	\$19,974
2135	S	0.750	Inst Tech Educational Spec	\$53,208	\$39,906
2137	P	1.000	Ext Educator,Sr ETT	\$67,692	\$67,692
2146	S	1.000	Accounting Associate, Senior	\$35,688	\$35,688
2165	P	0.167	Lecturer,Asst ETT	\$45,192	\$7,532

Position	Type	FTE	Title	Salary	Budget	
1100	15800	St CES-Admin-PR				
2241	P	0.500	Ext Educator,Asst ETT	\$0	\$22,500	
2242	S	0.750	Accounting Associate	\$31,920	\$23,940	
2562	P	1.000	Ext Educator,Asst ETT	\$49,200	\$49,200	
4026	S	0.312	Coord, Development	\$51,384	\$16,048	
4029	P	0.025	Extension Educator,Asst	\$40,776	\$1,008	
4031	P	0.512	Extension Educator,Asst	\$41,016	\$21,012	
4032	P	0.500	Extension Educator,Asst	\$41,868	\$20,934	
4121	P	0.500	Extension Educator,Asst	\$39,864	\$19,932	
4145	P	0.500	Extension Educator,Asst	\$39,312	\$19,656	
4188	P	0.500	Extension Educator,Asst	\$38,712	\$19,356	
4205	P	0.250	Extension Educator,Asst	\$37,884	\$9,471	
4259	P	0.338	Ext Educator,Sr ETT	\$70,824	\$23,945	
4286	P	0.511	Extension Educator,Asst	\$46,008	\$23,508	
4365	P	0.500	Extension Educator,Asst	\$37,884	\$18,942	
4413	P	0.500	Extension Educator,Asst	\$42,000	\$21,000	
4440	P	0.500	Extension Educator,Asst	\$38,712	\$19,356	
4441	P	0.500	Extension Educator,Asst	\$45,468	\$22,734	
4453	P	0.511	Ext Educator,Asst ETT	\$45,936	\$19,562	
4803	S	0.023	Cent\$ibleNutritionProgramCd,Sr	\$42,252	\$252	
4853	P	0.250	Extension Educator,Asst	\$40,896	\$10,224	
4977	P	0.330	Extension Educator,Asst	\$39,480	\$3,258	
Admin:	2.488	Staff:	15.698	Admin Pro:	0.000	
Faculty:	0.000	Acad Pro:	45.815	Contract:	0.000	\$3,520,571
4041	15803	Sect 1-S/L 1-3 Admin-PR			133SLADMNP	
0204	P	0.167	Ext Educator,Sr ETT	\$76,176	\$12,696	
0350	P	0.250	Ext Educator,Sr ETT	\$70,932	\$17,733	
0414	S	0.250	Coord, Conferences & Marketing	\$42,900	\$10,725	
0464	P	0.167	Ext Educator,Sr ETT	\$76,716	\$12,786	

Position	Type	FTE	Title	Salary	Budget
4041	15803	Sect 1-S/L 1-3 Admin-PR		133SLADMNP	
0601	P	0.167	Ext Educator,Asst ETT	\$49,116	\$8,186
0624	P	0.083	Ext Educator,Assoc ETT	\$54,060	\$4,505
0693	P	0.333	Ext Educator,Sr ETT	\$67,584	\$22,528
0850	P	0.250	Ext Educator,Sr ETT	\$74,832	\$18,708
1027	P	0.167	Ext Educator,Sr ETT	\$63,240	\$10,540
1077	P	0.167	Ext Educator,Sr ETT	\$65,832	\$10,972
1108	P	0.250	Ext Educator,Sr ETT	\$62,988	\$15,747
1535	P	0.167	Ext Educator,Sr ETT	\$61,956	\$10,326
4259	P	0.169	Ext Educator,Sr ETT	\$70,824	\$11,973
Admin:	0.000	Staff:	0.250	Admin Pro:	0.000
Faculty:	0.000	Acad Pro:	2.337	Contract:	0.000
					\$167,425
4040	15804	Sect 1-S/L 4 Admin-PR		124SLADMNP	
0170	P	0.250	Ext Educator,Sr ETT	\$66,996	\$16,749
0197	P	0.250	Ext Educator,Sr ETT	\$57,648	\$14,412
0204	P	0.250	Ext Educator,Sr ETT	\$76,176	\$19,044
0464	P	0.250	Ext Educator,Sr ETT	\$76,716	\$19,179
0624	P	0.125	Ext Educator,Assoc ETT	\$54,060	\$6,758
0693	P	0.083	Ext Educator,Sr ETT	\$67,584	\$5,632
1021	F	0.083	Professor	\$121,092	\$10,091
1027	P	0.250	Ext Educator,Sr ETT	\$63,240	\$15,810
1077	P	0.250	Ext Educator,Sr ETT	\$65,832	\$16,458
1146	P	0.250	Ext Educ,Asst/4-H Coord ETT	\$72,060	\$18,015
2135	S	0.250	Inst Tech Educational Spec	\$53,208	\$13,302
Admin:	0.000	Staff:	0.250	Admin Pro:	0.000
Faculty:	0.083	Acad Pro:	1.958	Contract:	0.000
					\$155,450

Position	Type	FTE	Title	Salary	Budget
4041	15805	Sect 1-S/L 1-3 Uee Multist Act		133SLADMNMSP	
0169	P	0.083	Ext Educator,Assoc ETT	\$57,828	\$4,819
0170	P	0.167	Ext Educator,Sr ETT	\$66,996	\$11,166
0601	P	0.083	Ext Educator,Asst ETT	\$49,116	\$4,093
0962	P	0.083	Ext Educator,Sr ETT	\$67,032	\$5,586
1108	P	0.083	Ext Educator,Sr ETT	\$62,988	\$5,249
Admin:	0.000	Staff:	0.000	Admin Pro:	0.000
Faculty:	0.000	Acad Pro:	0.499	Contract:	0.000
					\$30,913
4041	15807	Sect 1-S/L 1-3 UEE Int Act PR		133SLADMNINP	
0169	P	0.083	Ext Educator,Assoc ETT	\$57,828	\$4,819
0601	P	0.083	Ext Educator,Asst ETT	\$49,116	\$4,093
Admin:	0.000	Staff:	0.000	Admin Pro:	0.000
Faculty:	0.000	Acad Pro:	0.166	Contract:	0.000
					\$8,912
4041	15813	Sect 1-S/L 1-3		133SLSPECINP	
0226	P	0.250	Ext Educator,Sr ETT	\$79,200	\$19,800
0232	F	0.083	Assoc Professor	\$68,064	\$5,672
0233	F	0.333	Professor	\$77,604	\$25,868
0363	F	0.250	Asst Professor	\$74,736	\$18,684
0637	A	0.083	Department Head/Assoc Prof	\$83,100	\$6,925
0676	P	0.417	Ext Educator,Asst ETT	\$48,852	\$20,355
0725	F	0.500	Professor	\$119,664	\$59,832
1176	F	0.167	Asst Professor	\$71,652	\$11,942
1190	S	0.083	Mgr, State Seed Cert Service	\$64,128	\$5,344
1244	A	0.083	Department Head/Professor	\$120,000	\$10,000
1246	F	0.167	Professor	\$94,104	\$15,684
1261	F	0.333	Professor	\$104,808	\$34,936

Position	Type	FTE	Title	Salary	Budget
4041	15813	Sect 1-S/L 1-3		133SLSPECINP	
1617	P	0.417	Ext Educator,Sr ETT	\$77,676	\$32,365
1627	F	0.333	Assoc Professor	\$79,848	\$26,616
1698	F	0.167	Asst Professor	\$76,500	\$12,750
1762	F	0.250	Assoc Professor	\$80,556	\$20,139
2126	F	0.083	Assoc Professor	\$77,736	\$6,478
2570	F	0.167	Assoc Professor	\$81,756	\$13,626
Admin:	0.166	Staff: 0.083	Admin Pro: 0.000		\$347,016
Faculty:	2.833	Acad Pro: 1.084	Contract: 0.000		
4041	15823	Sect 1-S/L 1-3		133SLSPECMSP	
0136	F	0.083	Asst Professor	\$70,008	\$5,834
0583	P	0.333	Ext Educator,Asst ETT	\$60,000	\$20,000
2132	P	0.075	Research Scientist,Sr ETT	\$63,948	\$4,770
Admin:	0.000	Staff: 0.000	Admin Pro: 0.000		\$30,604
Faculty:	0.083	Acad Pro: 0.408	Contract: 0.000		
1100	15830	St CES-Ag Econ-PR			
0407	F	0.333	Asst Professor	\$75,000	\$25,000
0451	P	1.000	Post Doc Res Assoc	\$0	\$25,000
0659	F	0.500	Assoc Professor	\$78,432	\$39,216
0725	F	0.250	Professor	\$119,664	\$29,916
0892	P	0.333	Post Doc Res Assoc	\$55,008	\$18,336
1176	F	0.250	Asst Professor	\$71,652	\$17,913
1201	P	1.000	Ext Educator,Assoc ETT	\$60,360	\$60,360
1617	P	0.583	Ext Educator,Sr ETT	\$77,676	\$45,311
1731	S	0.500	Office Associate	\$33,324	\$16,662
1744	S	0.167	Accounting Associate, Senior	\$40,044	\$6,674

Position	Type	FTE	Title	Salary	Budget	
1100	15830	St CES-Ag Econ-PR				
1890	A	0.333	Department Head/Assoc Prof	\$116,868	\$38,956	
2126	F	0.333	Assoc Professor	\$77,736	\$25,912	
2132	P	0.373	Research Scientist,Sr ETT	\$63,948	\$23,846	
Admin:	0.333	Staff:	0.667	Admin Pro:	0.000	\$373,102
Faculty:	1.666	Acad Pro:	3.289	Contract:	0.000	
1100	15840	St CES-An Sci-PR				
0253	S	0.083	Office Assistant, Senior	\$26,940	\$2,245	
0294	F	0.083	Professor	\$88,128	\$7,344	
0357	S	0.083	Accounting Associate	\$25,824	\$2,152	
0363	F	0.417	Asst Professor	\$74,736	\$31,140	
0369	P	0.333	Lecturer,Asst ETT	\$60,000	\$20,000	
0963	S	0.166	Accountant	\$41,400	\$6,900	
1118	F	0.083	Assoc Professor	\$61,332	\$5,111	
1558	S	0.218	Program Associate III	\$48,012	\$10,475	
1679	A	0.500	Department Head/Professor	\$121,596	\$60,798	
1893	F	0.250	Assoc Professor	\$81,444	\$20,361	
2570	F	0.583	Assoc Professor	\$81,756	\$47,691	
Admin:	0.500	Staff:	0.550	Admin Pro:	0.000	\$214,217
Faculty:	1.416	Acad Pro:	0.333	Contract:	0.000	
1100	15850	St CES-FCS-PR				
0400	A	0.333	Department Head/Professor	\$114,828	\$38,276	
0438	S	0.250	Office Assistant, Senior	\$28,884	\$7,221	
0583	P	0.667	Ext Educator,Asst ETT	\$60,000	\$40,000	
0893	S	0.250	Office Associate, Senior	\$50,652	\$12,663	
1148	S	0.250	Accounting Associate, Senior	\$43,464	\$10,866	

Position	Type	FTE	Title	Salary	Budget
1100	15850	St CES-FCS-PR			
1261	F	0.417	Professor	\$104,808	\$43,670
2240	A	0.667	Dir/Extension Educator,Sr	\$88,776	\$59,184
Admin:	1.000	Staff:	0.750	Admin Pro:	0.000
Faculty:	0.417	Acad Pro:	0.667	Contract:	0.000
					\$211,880
1100	15870	St CES-PS-PR			
0136	F	0.584	Asst Professor	\$70,008	\$40,838
0226	P	0.250	Ext Educator,Sr ETT	\$79,200	\$19,800
0637	A	0.250	Department Head/Assoc Prof	\$83,100	\$20,775
0961	P	1.000	Extension Educator,Asst	\$58,008	\$58,008
1054	P	0.750	Ext Educator,Sr ETT	\$71,448	\$53,586
1167	A	0.167	Director/ResScientist,Sr ETT	\$77,148	\$12,858
1190	S	0.584	Mgr, State Seed Cert Service	\$64,128	\$37,408
1246	F	0.250	Professor	\$94,104	\$23,526
1453	S	0.333	Accounting Associate, Senior	\$34,896	\$11,632
1521	F	0.417	Asst Professor	\$75,000	\$31,250
1657	S	0.333	Office Associate	\$30,168	\$10,056
1698	F	0.333	Asst Professor	\$76,500	\$25,500
2569	A	0.354	Director/Professor	\$0	\$20,000
Admin:	0.771	Staff:	1.250	Admin Pro:	0.000
Faculty:	1.584	Acad Pro:	2.000	Contract:	0.000
					\$365,237
1100	15880	St CES-REWM-PR			
0232	F	0.083	Assoc Professor	\$68,064	\$5,672
0233	F	0.418	Professor	\$77,604	\$32,335
0239	S	0.166	Office Associate	\$37,512	\$6,252
0676	P	0.583	Ext Educator,Asst ETT	\$48,852	\$28,497

Position	Type	FTE	Title	Salary	Budget	
1100	15880	St CES-REWM-PR				
1047	P	0.301	Research Scientist,Assoc ETT	\$49,248	\$2,468	
1244	A	0.250	Department Head/Professor	\$120,000	\$30,000	
1588	F	0.250	Assoc Professor	\$68,388	\$17,097	
1627	F	0.333	Assoc Professor	\$79,848	\$26,616	
1750	S	0.334	Accountant	\$41,676	\$13,892	
1762	F	0.417	Assoc Professor	\$80,556	\$33,565	
1838	F	0.500	Assoc Professor	\$78,708	\$39,354	
2020	S	0.333	Office Associate	\$39,540	\$13,180	
Admin:	0.250	Staff:	0.833	Admin Pro:	0.000	
Faculty:	2.001	Acad Pro:	0.884	Contract:	0.000	\$248,928
1100	15890	St CES-Vet Sci-PR				
0255	S	0.081	Accountant	\$50,484	\$4,086	
1159	S	0.083	Office Associate, Senior	\$32,628	\$2,719	
2561	F	0.083	Dept Head/Professor/Lab Dir	\$140,004	\$11,667	
Admin:	0.000	Staff:	0.164	Admin Pro:	0.000	\$18,472
Faculty:	0.083	Acad Pro:	0.000	Contract:	0.000	
1100	16218	Wy Natural Diversity Database				
2516	A	0.900	Director	\$75,576	\$68,019	
4061	P	0.050	Research Scientist, Asst	\$34,056	\$1,703	
4314	P	0.050	Research Scientist, Asst	\$49,284	\$2,465	
4333	P	0.500	Research Scientist, Asst	\$42,468	\$21,234	
4379	P	0.500	Research Scientist,Assoc	\$46,068	\$23,034	
4384	P	0.500	Research Scientist	\$40,020	\$20,010	
4385	S	0.500	Associate Director, WYNDD	\$56,508	\$28,254	
4386	P	0.500	Research Scientist,Assoc	\$50,292	\$25,146	

Position	Type	FTE	Title	Salary	Budget	
1100	16218	Wy Natural Diversity Database				
4393	P	0.050	Research Scientist, Asst	\$40,008	\$2,001	
4763	S	0.500	Office Associate	\$36,300	\$18,150	
4843	P	0.045	Research Scientist,Sr	\$43,008	\$1,931	
Admin:	0.900	Staff:	1.000	Admin Pro:	0.000	
Faculty:	0.000	Acad Pro:	2.195	Contract:	0.000	
					\$211,947	
1100	16298	Haub School Envir & Nat Res				
2519	P	1.000	Interim Asst Dir	\$47,004	\$47,004	
2520	P	1.000	Lecturer,Asst	\$50,004	\$50,004	
2521	P	1.000	Assoc Dir/Lecturer, Assoc ETT	\$67,008	\$67,008	
2622	P	1.000	Asst Dir/ResSciAssoc ETT	\$58,956	\$58,956	
2623	S	1.000	Office Associate, Senior	\$45,000	\$45,000	
2629	S	1.000	Coord, Area Public Relations	\$38,172	\$38,172	
4049	P	0.500	Research Scientist, Asst	\$42,000	\$21,000	
4395	S	0.500	Coord, Student Advising	\$38,172	\$19,086	
Admin:	0.000	Staff:	2.500	Admin Pro:	0.000	
Faculty:	0.000	Acad Pro:	4.500	Contract:	0.000	
					\$346,230	
1100	16358	Chicano Studies				
1081	A	1.000	Director/Assoc Professor	\$89,832	\$89,832	
Admin:	1.000	Staff:	0.000	Admin Pro:	0.000	
Faculty:	0.000	Acad Pro:	0.000	Contract:	0.000	
					\$89,832	

Position	Type	FTE	Title	Salary	Budget	
1100	16435	ED/Elem & Early Childhood Educ				
0109	F	1.000	Assoc Professor	\$65,004	\$65,004	
0126	F	1.000	Asst Professor	\$59,136	\$59,136	
0167	F	1.000	Assoc Professor	\$73,956	\$73,956	
0181	S	1.000	Office Associate	\$35,172	\$35,172	
0258	F	1.000	Assoc Professor	\$64,140	\$64,140	
0270	P	1.000	Lecturer,Asst ETT	\$51,708	\$51,708	
0355	F	1.000	Assoc Professor	\$0	\$59,652	
0431	F	1.000	Assoc Professor	\$63,456	\$63,456	
0480	F	1.000	Assoc Professor	\$0	\$72,312	
0558	F	1.000	Assoc Professor	\$67,428	\$67,428	
0943	F	1.000	Assoc Professor	\$64,152	\$64,152	
1104	A	1.000	Department Head/Assoc Prof	\$66,780	\$66,780	
1253	F	1.000	Professor	\$91,884	\$91,884	
1355	P	1.000	Lecturer,Assoc ETT	\$58,536	\$58,536	
1489	F	1.000	Asst Professor	\$58,536	\$58,536	
1508	F	1.000	Professor	\$80,484	\$80,484	
1688	F	1.000	Assoc Professor	\$65,244	\$65,244	
1815	F	1.000	Assoc Professor	\$66,240	\$66,240	
1894	F	1.000	Asst Professor	\$58,008	\$58,008	
2181	P	1.000	Lecturer,Asst ETT	\$48,084	\$48,084	
2552	P	1.000	Lecturer,Asst ETT	\$51,552	\$51,552	
2618	F	1.000	Asst Professor	\$57,108	\$57,108	
Admin:	1.000	Staff:	1.000	Admin Pro:	0.000	
Faculty:	16.000	Acad Pro:	4.000	Contract:	0.000	
					\$1,378,572	
1100	16436	ED/Secondary Education				
0102	P	1.000	Lecturer,Asst	\$58,536	\$58,536	
0150	F	1.000	Asst Professor	\$60,252	\$60,252	
0251	F	1.000	Assoc Professor	\$66,888	\$66,888	

Position	Type	FTE	Title	Salary	Budget	
1100	16436	ED/Secondary Education				
0585	F	1.000	Assoc Professor	\$74,172	\$74,172	
0595	S	1.000	Office Associate	\$30,168	\$30,168	
0765	A	1.000	Department Head/Assoc Prof	\$72,804	\$72,804	
1080	F	1.000	Asst Professor	\$0	\$57,216	
1456	A	1.000	Director/Professor	\$0	\$96,696	
1646	F	1.000	Asst Professor	\$61,548	\$61,548	
1917	F	1.000	Assoc Professor	\$71,796	\$71,796	
Admin:	2.000	Staff:	1.000	Admin Pro:	0.000	
Faculty:	6.000	Acad Pro:	1.000	Contract:	0.000	
					\$650,076	
1100	16462	ED/Special Education				
1524	F	1.000	Assoc Professor	\$0	\$63,408	
Admin:	0.000	Staff:	0.000	Admin Pro:	0.000	
Faculty:	1.000	Acad Pro:	0.000	Contract:	0.000	
					\$63,408	
1100	16948	WyGisc				
0200	P	1.000	Research Scientist,Assoc ETT	\$0	\$71,364	
0248	P	0.500	Research Scientist,Sr ETT	\$64,020	\$32,010	
1574	S	1.000	Accountant	\$42,804	\$42,804	
2628	P	1.000	Research Scientist,Asst ETT	\$55,008	\$55,008	
Admin:	0.000	Staff:	1.000	Admin Pro:	0.000	
Faculty:	0.000	Acad Pro:	2.500	Contract:	0.000	
					\$201,186	

Position	Type	FTE	Title	Salary	Budget
1100	17004	Classroom Building Coordinator			
1144	S	1.000	Coord, Central Scheduling	\$0	\$38,172
2234	S	1.000	Asst Coord, Central Scheduling	\$30,168	\$30,168
Admin:	0.000	Staff:	2.000	Admin Pro:	0.000
Faculty:	0.000	Acad Pro:	0.000	Contract:	0.000
					\$68,340
1100	17142	AVP for Fiscal Admin			
0125	S	1.000	Business Analyst, Executive	\$69,144	\$69,144
0173	S	1.000	Budget Analyst, Senior	\$65,400	\$65,400
0262	S	1.000	Mgr, Univ Business Process	\$85,656	\$85,656
0873	S	1.000	Mgr, Univ Business Process	\$0	\$74,076
0951	S	1.000	Coord, Financial Services	\$53,028	\$53,028
1025	A	1.000	Assoc VP for Fiscal Admin	\$150,000	\$150,000
1316	A	1.000	Asst VP,Budget & Inst Analysis	\$133,008	\$133,008
1464	S	1.000	Manager, Financial Services	\$92,472	\$92,472
1722	S	1.000	Accountant, Professional	\$60,000	\$60,000
2630	S	1.000	Budget Analyst	\$62,604	\$62,604
Admin:	2.000	Staff:	8.000	Admin Pro:	0.000
Faculty:	0.000	Acad Pro:	0.000	Contract:	0.000
					\$845,388
1100	17182	Accounts Receivable			
0756	S	1.000	Business Analyst, Executive	\$74,148	\$74,148
1433	S	1.000	Supv, Accts Receivable	\$44,016	\$50,256
2131	S	1.000	Office Assistant, Senior	\$26,724	\$26,724

Position	Type	FTE	Title	Salary	Budget	
1100	17182	Accounts Receivable				
2141	S	1.000	Office Assistant, Senior	\$26,604	\$26,604	
2188	S	1.000	Interim Supv, Accts Receivable	\$41,820	\$41,820	
Admin:	0.000	Staff:	5.000	Admin Pro:	0.000	
Faculty:	0.000	Acad Pro:	0.000	Contract:	0.000	
					\$219,552	
1100	17756	Business Services - PPL				
0371	S	1.000	Programmer Analyst, Executive	\$62,328	\$62,328	
0927	S	1.000	Office Assistant, Senior	\$24,036	\$24,036	
1015	S	1.000	Accounting Associate, Senior	\$36,300	\$36,300	
1222	S	1.000	Safety and Training Coord.	\$0	\$41,400	
1439	S	1.000	Accounting Associate, Senior	\$32,232	\$32,232	
1441	S	1.000	Office Associate, Senior	\$38,736	\$38,736	
1498	S	1.000	Office Associate	\$36,924	\$36,924	
2125	S	1.000	Business Manager	\$0	\$45,024	
2204	Z	1.000	Deputy Director, Business Serv	\$81,000	\$81,000	
Admin:	0.000	Staff:	8.000	Admin Pro:	1.000	
Faculty:	0.000	Acad Pro:	0.000	Contract:	0.000	
					\$397,980	
1100	17759	Technical Services				
0564	S	1.000	Stage Technician	\$31,560	\$31,560	
1435	S	1.000	Stage Technician, Senior	\$33,984	\$33,984	
1693	S	1.000	Coord, Technical Services	\$39,960	\$39,960	
1712	S	1.000	Stage Technician	\$31,884	\$31,884	
1918	S	1.000	Stage Technician, Senior	\$34,728	\$34,728	
Admin:	0.000	Staff:	5.000	Admin Pro:	0.000	
Faculty:	0.000	Acad Pro:	0.000	Contract:	0.000	
					\$172,116	

Position	Type	FTE	Title	Salary	Budget	
1100	17762	Equipment Services				
0362	S	1.000	Manager, General Labor	\$56,508	\$56,508	
0379	S	1.000	Asst. Mgr, Equipment Services	\$45,024	\$45,024	
0880	S	1.000	Mechanic, Master	\$35,292	\$35,292	
0990	S	1.000	Heavy Equipment Operator	\$40,416	\$40,416	
1001	S	1.000	Mechanic, Master	\$39,864	\$39,864	
1351	S	1.000	Heavy Equipment Operator	\$38,196	\$38,196	
1499	S	1.000	Heavy Equipment Operator	\$45,024	\$45,024	
Admin:	0.000	Staff:	7.000	Admin Pro:	0.000	\$300,324
Faculty:	0.000	Acad Pro:	0.000	Contract:	0.000	
1100	17764	Moving Services				
0293	S	1.000	Facilities/Grounds Attend II	\$22,980	\$22,980	
0563	S	1.000	Facilities/Grounds Attend II	\$24,372	\$24,372	
1114	S	1.000	Facilities/Grounds Attend II	\$0	\$22,980	
1559	S	1.000	Coordinator, Moving Services	\$0	\$35,292	
1752	S	1.000	Asst Supv, Facilities/Grounds	\$30,696	\$30,696	
Admin:	0.000	Staff:	5.000	Admin Pro:	0.000	\$136,320
Faculty:	0.000	Acad Pro:	0.000	Contract:	0.000	
1100	17766	Facilities Services				
2038	Z	1.000	Deputy Dir, Facilities Svcs	\$84,252	\$84,252	
Admin:	0.000	Staff:	0.000	Admin Pro:	1.000	\$84,252
Faculty:	0.000	Acad Pro:	0.000	Contract:	0.000	

Position	Type	FTE	Title	Salary	Budget	
1100	17788	Academic Success Center LEARN				
2542	S	1.000	Project Coordinator	\$41,280	\$41,280	
Admin:	0.000	Staff:	1.000	Admin Pro:	0.000	
Faculty:	0.000	Acad Pro:	0.000	Contract:	0.000	
					\$41,280	
1100	17803	Project Management				
0309	S	0.500	Project Manager, Senior	\$64,632	\$32,316	
1388	S	0.500	Project Manager	\$57,816	\$28,908	
Admin:	0.000	Staff:	1.000	Admin Pro:	0.000	
Faculty:	0.000	Acad Pro:	0.000	Contract:	0.000	
					\$61,224	
1100	17804	Pharmacy Tuition Differential				
2508	F	1.000	Clinical Asst Professor	\$90,312	\$90,312	
2517	F	1.000	Clinical Associate Professor	\$94,236	\$94,236	
2536	F	1.000	Clinical Asst Professor	\$85,008	\$85,008	
2537	F	1.000	Clinical Asst Prof/Pharmacy Pr	\$94,200	\$94,200	
2546	F	1.000	Clinical Associate Professor	\$97,020	\$97,020	
2587	S	1.000	Office Associate	\$34,056	\$34,056	
2608	F	1.000	Clinical Asst Prof/Pharmacy Pr	\$87,072	\$87,072	
2612	S	1.000	Office Assistant, Senior	\$0	\$31,572	
2633	P	1.000	Lecturer,Asst ETT	\$0	\$85,008	
2634	F	1.000	Clinical Asst Professor	\$85,008	\$85,008	
Admin:	0.000	Staff:	2.000	Admin Pro:	0.000	
Faculty:	7.000	Acad Pro:	1.000	Contract:	0.000	
					\$783,492	

Position	Type	FTE	Title	Salary	Budget
1100	17866	Study Abroad			
2539	S	1.000	Coord, International Exchange	\$45,024	\$45,024
4807	S	0.500	Coord, Student Advising	\$38,172	\$19,086
Admin:	0.000	Staff:	1.500	Admin Pro:	0.000
Faculty:	0.000	Acad Pro:	0.000	Contract:	0.000
					\$64,110
1100	18041	Biology Program			
0570	P	1.000	Lecturer,Asst ETT	\$52,008	\$52,008
0614	P	0.250	Lecturer,Asst ETT	\$40,008	\$10,002
0904	P	1.000	Lecturer,Assoc ETT	\$74,520	\$74,520
6095	S	1.000	Office Assistant, Senior	\$27,924	\$27,924
6343	S	1.000	Coord, Instructional Lab	\$42,456	\$42,456
Admin:	0.000	Staff:	2.000	Admin Pro:	0.000
Faculty:	0.000	Acad Pro:	2.250	Contract:	0.000
					\$206,910
1100	18306	Division of Disability Studies			
0802	A	0.926	Director/Professor	\$108,000	\$100,040
1570	F	1.000	Asst Professor	\$63,324	\$63,324
Admin:	0.926	Staff:	0.000	Admin Pro:	0.000
Faculty:	1.000	Acad Pro:	0.000	Contract:	0.000
					\$163,364
1100	18642	Info Tech - AV IT			
4846	S	0.400	Instructional Technol A/V Tech	\$45,024	\$18,010
Admin:	0.000	Staff:	0.400	Admin Pro:	0.000
Faculty:	0.000	Acad Pro:	0.000	Contract:	0.000
					\$18,010

Position	Type	FTE	Title	Salary	Budget	
1100	18696	Transpark				
2563	S	0.500	Asst Mgr, Transit & Parking Sv	\$45,024	\$22,512	
2564	S	0.600	Mechanic, Master	\$35,292	\$21,176	
3024	S	0.434	Bus Driver	\$26,664	\$11,583	
4144	S	0.500	Mgr, Transit & Parking Srvc	\$66,180	\$33,090	
4300	S	0.434	Area Supervisor	\$32,748	\$14,226	
4326	S	0.434	Bus Driver	\$25,824	\$11,218	
4335	S	0.510	Bus Driver	\$25,824	\$13,171	
4336	S	0.434	Bus Driver	\$26,712	\$11,604	
4340	S	0.510	Area Supervisor	\$30,168	\$15,386	
4345	S	0.434	Bus Driver	\$25,848	\$11,229	
4349	S	0.434	Bus Driver	\$27,864	\$12,105	
4352	S	0.510	Bus Driver	\$25,824	\$13,171	
4356	S	0.434	Bus Driver	\$25,824	\$11,218	
4359	S	0.434	Bus Driver	\$27,864	\$12,105	
4649	S	0.434	Bus Driver	\$25,824	\$11,218	
4672	S	0.381	Bus Driver	\$27,864	\$10,605	
6224	S	0.434	Bus Driver	\$18,228	\$7,919	
6324	S	0.434	Bus Driver	\$18,228	\$7,919	
Admin:	0.000	Staff:	8.285	Admin Pro:	0.000	\$251,455
Faculty:	0.000	Acad Pro:	0.000	Contract:	0.000	
1100	18706	Wy Technology Business Center				
2624	A	1.000	Chief Executive Officer, WTBC	\$126,864	\$126,864	
2626	S	1.000	Office Associate	\$0	\$32,724	
Admin:	1.000	Staff:	1.000	Admin Pro:	0.000	\$159,588
Faculty:	0.000	Acad Pro:	0.000	Contract:	0.000	

Position	Type	FTE	Title	Salary	Budget	
1100	18708	Sustainable Business				
0868	F	0.119	Assoc Professor	\$127,152	\$15,133	
1266	S	0.500	Office Associate	\$31,200	\$15,600	
2566	F	1.000	Asst Professor	\$0	\$111,000	
2567	F	1.000	Professor	\$156,264	\$156,264	
2568	F	1.000	Distinguished Professor	\$0	\$155,004	
Admin:	0.000	Staff:	0.500	Admin Pro:	0.000	\$453,001
Faculty:	3.119	Acad Pro:	0.000	Contract:	0.000	
1100	18726	African-Amer Visiting Faculty				
2549	F	1.000	Visiting Asst Professor	\$53,508	\$53,508	
Admin:	0.000	Staff:	0.000	Admin Pro:	0.000	\$53,508
Faculty:	1.000	Acad Pro:	0.000	Contract:	0.000	
1100	19001	Intl Programs/Immigration				
2585	S	1.000	Coord, Faculty Immigration	\$50,292	\$50,292	
Admin:	0.000	Staff:	1.000	Admin Pro:	0.000	\$50,292
Faculty:	0.000	Acad Pro:	0.000	Contract:	0.000	
1100	19073	Facilities Management				
1492	Z	1.000	Deputy Dir, Facilities Mgmt	\$88,020	\$88,020	
Admin:	0.000	Staff:	0.000	Admin Pro:	1.000	\$88,020
Faculty:	0.000	Acad Pro:	0.000	Contract:	0.000	

Position	Type	FTE	Title	Salary	Budget
1100	19074	Mechanical Trades			
0854	S	1.000	Welder/Plumber/Pipefitter	\$47,388	\$47,388
0861	S	1.000	Trades Manager, Senior	\$67,056	\$67,056
Admin:	0.000	Staff:	2.000	Admin Pro:	0.000
Faculty:	0.000	Acad Pro:	0.000	Contract:	0.000
					\$114,444
1100	19075	Controls Shop			
0115	S	1.000	Manager, Controls Shop	\$62,040	\$62,040
0351	S	1.000	Control Specialist	\$47,064	\$47,064
0557	S	1.000	Control Specialist	\$0	\$51,300
0605	S	1.000	Control Specialist	\$45,024	\$45,024
1117	S	1.000	Control Specialist	\$53,268	\$53,268
1788	S	1.000	Control Specialist	\$50,292	\$50,292
2083	S	1.000	Control Specialist	\$60,000	\$60,000
Admin:	0.000	Staff:	7.000	Admin Pro:	0.000
Faculty:	0.000	Acad Pro:	0.000	Contract:	0.000
					\$368,988
1100	19076	Structural Trades			
0549	S	1.000	Trades Manager, Senior	\$63,948	\$63,948
Admin:	0.000	Staff:	1.000	Admin Pro:	0.000
Faculty:	0.000	Acad Pro:	0.000	Contract:	0.000
					\$63,948

Position	Type	FTE	Title	Salary	Budget
1100	19077	Masons			
1307	S	1.000	Mason	\$41,700	\$41,700
1409	S	1.000	Mason	\$0	\$40,416
1658	S	1.000	Mason	\$40,812	\$40,812
Admin:	0.000	Staff:	3.000	Admin Pro:	0.000
Faculty:	0.000	Acad Pro:	0.000	Contract:	0.000
					\$122,928
1100	19154	Office of Alumni Affairs			
0367	A	1.000	Executive Director	\$100,008	\$100,008
1031	S	1.000	Business Manager	\$45,024	\$45,024
1682	S	1.000	Special Events Coordinator	\$41,508	\$41,508
1732	S	1.000	Coord, Area Public Relations	\$38,172	\$38,172
Admin:	1.000	Staff:	3.000	Admin Pro:	0.000
Faculty:	0.000	Acad Pro:	0.000	Contract:	0.000
					\$224,712
1100	19368	Assoc VP Admin Operations			
0748	S	1.000	Office Associate	\$34,092	\$34,092
0839	A	1.000	Assoc Vice President	\$155,004	\$155,004
Admin:	1.000	Staff:	1.000	Admin Pro:	0.000
Faculty:	0.000	Acad Pro:	0.000	Contract:	0.000
					\$189,096
1100	19467	Digital Collections			
0958	F	1.000	Assistant Librarian ETT	\$52,200	\$52,200
Admin:	0.000	Staff:	0.000	Admin Pro:	0.000
Faculty:	1.000	Acad Pro:	0.000	Contract:	0.000
					\$52,200

Position	Type	FTE	Title	Salary	Budget
1100	19828	ED/Professional Studies			
0113	F	1.000	Asst Professor	\$58,356	\$58,356
0182	S	1.000	Office Associate	\$30,168	\$30,168
0207	A	1.000	Department Head/Professor	\$86,772	\$86,772
0260	F	1.000	Assoc Professor	\$73,644	\$73,644
0318	S	1.000	Office Associate	\$30,168	\$32,436
0319	F	1.000	Assoc Professor	\$70,392	\$70,392
0430	F	1.000	Professor	\$102,036	\$102,036
0461	F	1.000	Assoc Professor	\$72,672	\$72,672
0576	F	1.000	Asst Professor	\$61,560	\$61,560
0646	F	1.000	Assoc Professor	\$63,708	\$63,708
0661	F	1.000	Assoc Professor	\$65,280	\$65,280
0777	F	1.000	Asst Professor	\$59,016	\$59,016
0786	P	1.000	Lecturer,Sr ETT	\$70,968	\$70,968
0971	F	1.000	Professor	\$0	\$95,796
1056	F	1.000	Asst Professor	\$57,000	\$57,000
1306	F	1.000	Asst Professor	\$55,680	\$55,680
1326	F	1.000	Assoc Professor	\$71,052	\$71,052
1328	F	1.000	Assoc Professor	\$63,780	\$63,780
1486	P	1.000	Lecturer,Sr ETT	\$70,128	\$70,128
1518	F	1.000	Assoc Professor	\$66,384	\$66,384
1649	F	1.000	Asst Professor	\$58,800	\$58,800
1780	F	1.000	Professor	\$86,664	\$86,664
2553	F	1.000	Asst Professor	\$57,972	\$57,972
Admin:	1.000	Staff:	2.000	Admin Pro:	0.000
Faculty:	18.000	Acad Pro:	2.000	Contract:	0.000
					\$1,530,264

Position	Type	FTE	Title	Salary	Budget	
1100	20028	Utilities Management				
0482	Z	1.000	Deputy Dir,UtilitiesMgmt/Engin	\$113,352	\$113,352	
1168	S	1.000	Design Engineer	\$77,400	\$77,400	
Admin:	0.000	Staff:	1.000	Admin Pro:	1.000	
Faculty:	0.000	Acad Pro:	0.000	Contract:	0.000	
					\$190,752	
1100	20050	EEO Office				
0735	A	1.000	Assoc Vice President/Diversity	\$124,800	\$124,800	
2121	S	1.000	Asst to the Assoc Vice Pres	\$44,076	\$44,076	
Admin:	1.000	Staff:	1.000	Admin Pro:	0.000	
Faculty:	0.000	Acad Pro:	0.000	Contract:	0.000	
					\$168,876	
1100	20051	Governmental Affairs				
2203	A	1.000	VP for Govt, Comm & Legal	\$150,000	\$150,000	
Admin:	1.000	Staff:	0.000	Admin Pro:	0.000	
Faculty:	0.000	Acad Pro:	0.000	Contract:	0.000	
					\$150,000	
1100	20062	Summer Session Outreach School				
4125	S	0.500	Project Coordinator, Senior	\$50,004	\$25,002	
Admin:	0.000	Staff:	0.500	Admin Pro:	0.000	
Faculty:	0.000	Acad Pro:	0.000	Contract:	0.000	
					\$25,002	

Position	Type	FTE	Title	Salary	Budget
1100	20063	MBA Tuition Differential			
0507	A	0.500	MBA Director	\$125,004	\$62,502
Admin:	0.500	Staff:	0.000	Admin Pro:	0.000
Faculty:	0.000	Acad Pro:	0.000	Contract:	0.000
					\$62,502
1100	20064	Law Tuition Differential			
0878	S	1.000	Office Assistant, Senior	\$30,144	\$30,144
1275	S	1.000	Computer Support Specialist,Sr	\$53,028	\$53,028
2571	F	1.000	Professor	\$130,296	\$130,296
2572	F	1.000	Assoc Professor	\$100,008	\$100,008
2573	F	1.000	Professor	\$106,392	\$106,392
2574	F	1.000	Assoc Professor	\$97,500	\$97,500
2581	P	1.000	Lecturer,Assoc ETT	\$96,816	\$96,816
2598	S	1.000	Library Assistant	\$22,980	\$22,980
2631	A	1.000	Dir,External Rel/Spec Asst	\$42,000	\$42,000
Admin:	1.000	Staff:	3.000	Admin Pro:	0.000
Faculty:	4.000	Acad Pro:	1.000	Contract:	0.000
					\$679,164
1100	20494	Veterans Services Center			
2590	S	1.000	Project Coordinator	\$35,292	\$35,292
Admin:	0.000	Staff:	1.000	Admin Pro:	0.000
Faculty:	0.000	Acad Pro:	0.000	Contract:	0.000
					\$35,292

Position	Type	FTE	Title	Salary	Budget
1100	20496	Dean Students STOP Violence			
2037	S	1.000	Project Coordinator, Senior	\$41,400	\$41,400
Admin:	0.000	Staff: 1.000	Admin Pro: 0.000		\$41,400
Faculty:	0.000	Acad Pro: 0.000	Contract: 0.000		
Admin:	161.569	Staff: 933.642	Admin Pro: 27.700		\$125,740,459
Faculty:	599.082	Acad Pro: 232.747	Contract: 63.857		

Special Appropriations

Department 067

Division 6800 --- School of Energy Resources

Unit 6801 --- School of Energy Resources

Division 9600 --- NCAR MOU

Unit 9601 --- NCAR MOU

For the Fiscal Year July 1, 2012 to June 30, 2013



UNIVERSITY OF WYOMING

BUDGET DETAILS FOR FY2013 SPECIAL APPROPRIATIONS

FUND	ORG	ACCOUNT NAME	ADMIN FTE	FACULTY FTE	ACAD PRO FTE	STAFF FTE	ADMIN PRO FTE	CON- TRACT FTE	FULL-TIME	OVER-	PART-TIME	GRAD	EMPLOYER	TOTAL	SUPPORT	GRANT	NON-OP	TOTAL
									PERSONAL SERVICES 1000	TIME 1100	PERSONAL SERVICES 1200	ASSIST 1400	PAID BENEFITS 1900	PERSONAL SERVICES 1000-1900	SERVICES 2000	& AID PAYMENT 6000	EXPEND 8000	
1216	20310	NCAR-Wyo Supercomputing MOU							-	-	-	-	-	-	1,000,000	-	-	1,000,000
1217	20686	School of Energy Res - ADMN							470,904	-	-	-	225,000	695,904	498,647	-	-	1,194,551
1217	20687	School of Energy Res - Academics							1,325,232	-	-	-	580,000	1,905,232	1,832,230	600,000	-	4,337,462
1217	20688	School of Energy Res - OUTR							147,840	-	-	-	70,000	217,840	641,863	-	-	859,703
1217	20689	School of Energy Res - Research							629,076	-	-	-	300,000	929,076	2,879,208	-	-	3,808,284
		TOTAL SCHOOL OF ENERGY RESOURCES							2,573,052	-	-	-	1,175,000	3,748,052	5,851,948	600,000	-	10,200,000

Restricted Operating Budget Detail

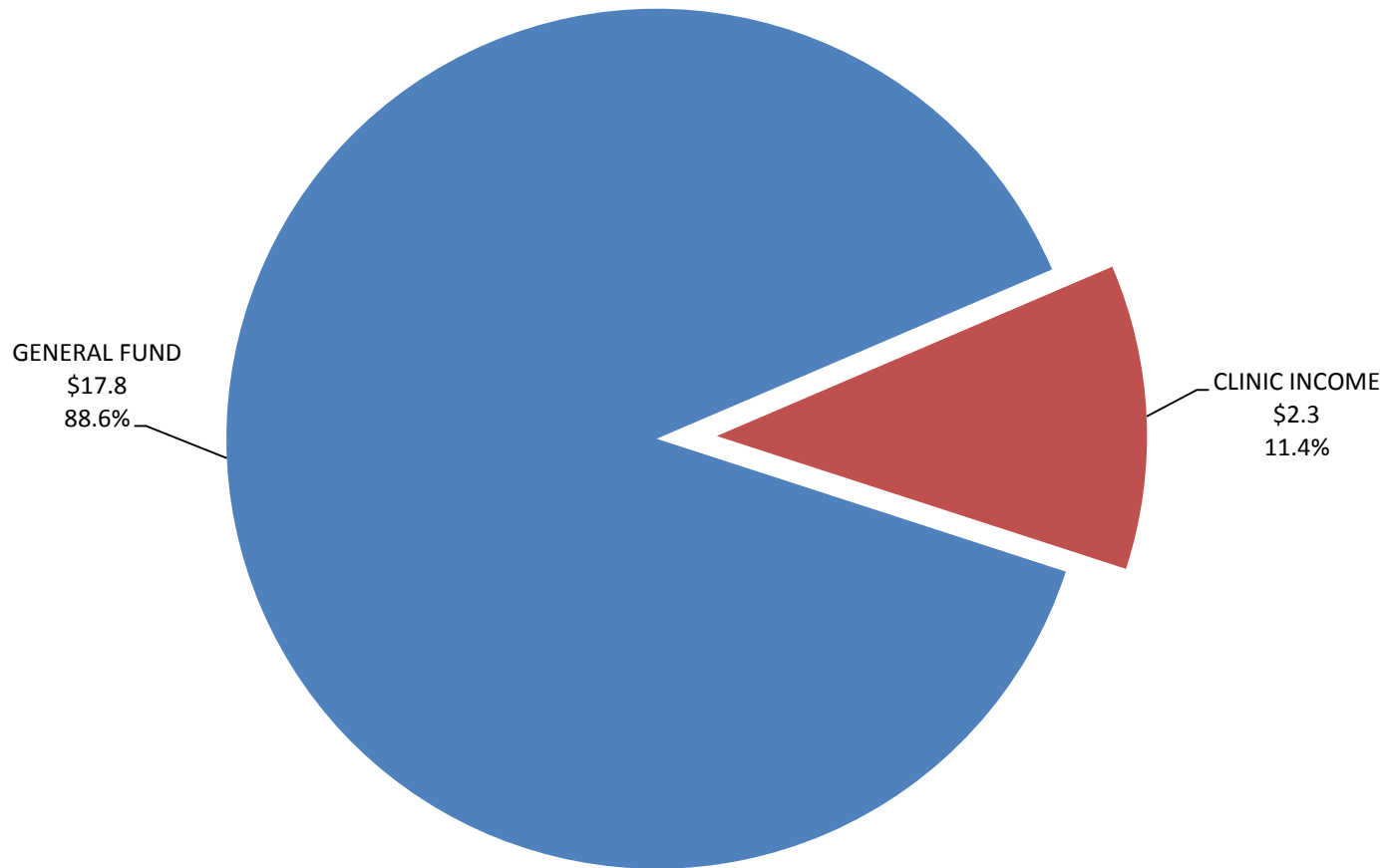
Section I – Department 167

For the Fiscal Year July 1, 2012 to June 30, 2013



UNIVERSITY OF WYOMING

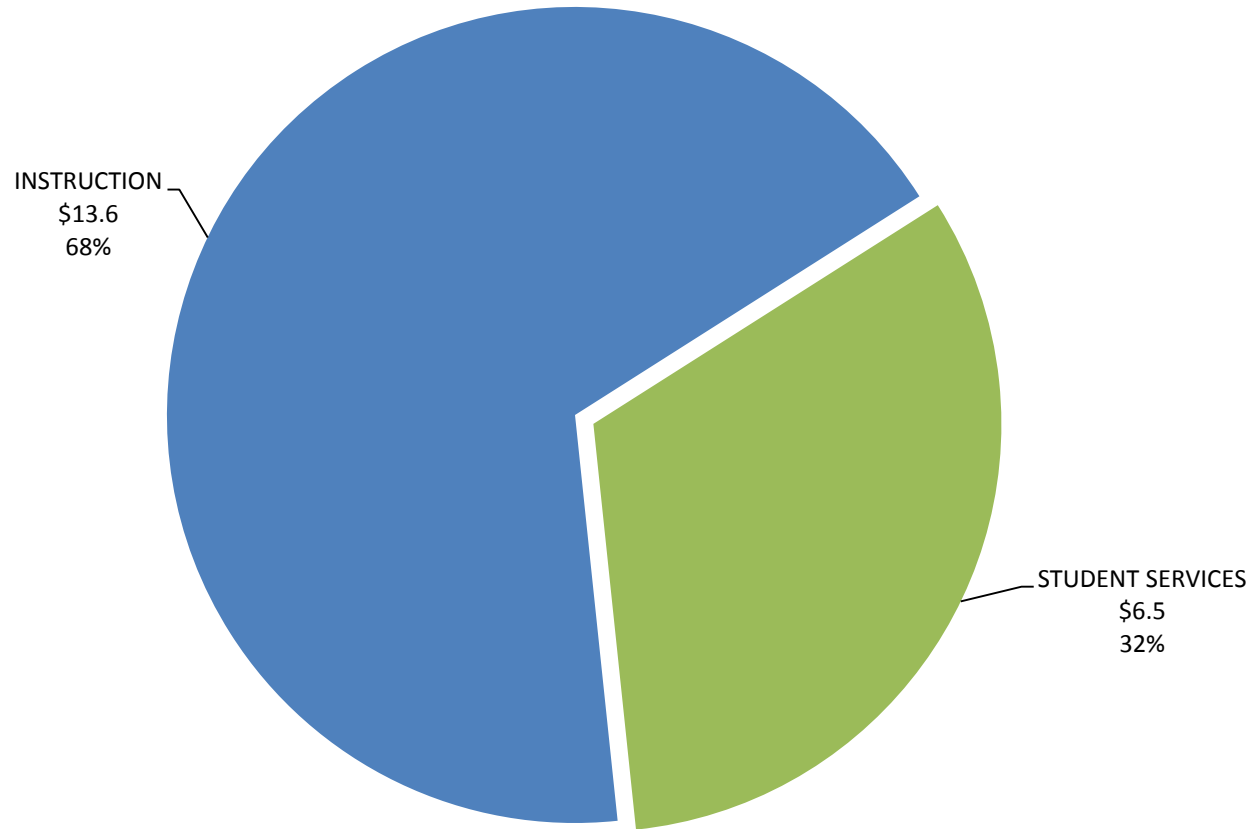
**UNIVERSITY OF WYOMING -- *Department 167
FY 2013 BUDGET, SECTION I FUNDING BY Source
(\$s in Millions)**



Total Section I Department 167 Funding: \$20,152,429

*** 167 -- Medical Education**

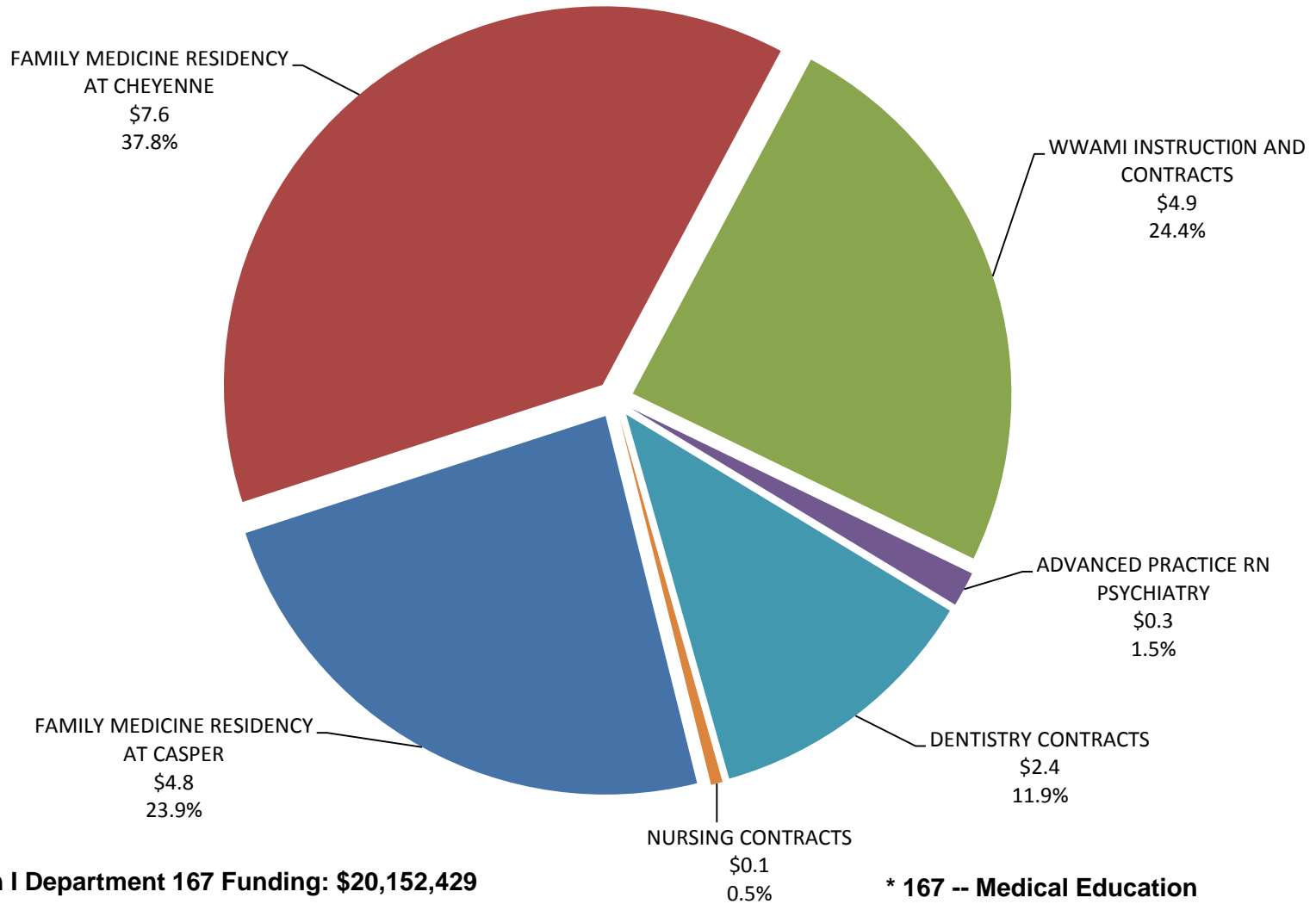
**UNIVERSITY OF WYOMING -- *Department 167
FY 2013 BUDGET, SECTION I FUNDING BY CATEGORY
(\$s in Millions)**



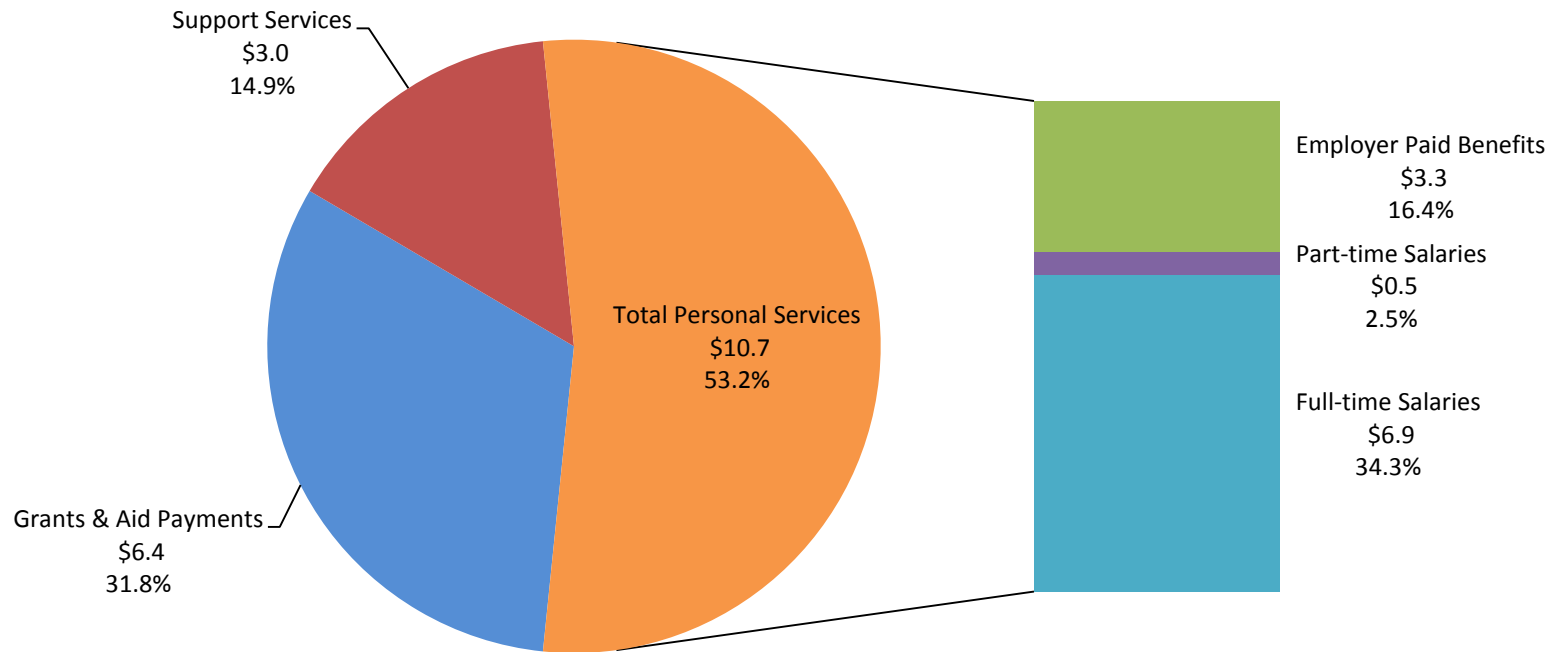
Total Section I Department 167 Funding: \$20,152,429

*** 167 -- UW Medical Education**

UNIVERSITY OF WYOMING -- *Department 167 FY 2013 BUDGET, SECTION I FUNDING BY PROGRAM (\$s in Millions)



UNIVERSITY OF WYOMING -- *Department 167 FY 2013 BUDGET, SECTION I OBJECT OF EXPENDITURE DISTRIBUTION (\$s in Millions)



Total Section I Department 167 Funding: \$20,152,429

* 167 -- UW Medical Education

**UNIVERSITY OF WYOMING
FY 2013 RESTRICTED OPERATING BUDGET
AGENCY 167 UW-MEDICAL EDUCATION**

	FAMILY MEDICINE RESIDENCY AT CASPER	FAMILY MEDICINE RESIDENCY AT CHEYENNE	WWAMI INSTRUCTION & CONTRACTS	ADVANCED PRACTICE RN PSYCHIATRY	DENTISTRY CONTRACTS	NURSING CONTRACTS	TOTAL
PROGRAM:							
INSTRUCTION	4,846,405	7,572,426	961,465	241,250			13,621,546
INSTITUTIONAL SUPPORT				12,500			12,500
STUDENT SERVICES			3,967,585		2,438,298	112,500	6,518,383
TOTAL	4,846,405	7,572,426	4,929,050	253,750	2,438,298	112,500	20,152,429
FUNDING SOURCES:							
GENERAL FUND	4,846,405	5,272,426	4,929,050	253,750	2,438,298	112,500	17,852,429
CLINIC INCOME	0*	2,300,000					2,300,000
TOTAL	4,846,405	7,572,426	4,929,050	253,750	2,438,298	112,500	20,152,429

*Consistent with the Agency 167 2013-2014 Biennium Budget Request, the Casper FMRC will continue to use existing non-appropriated resources (Section II) to supplement clinic income as needed.

BUDGET DETAILS FOR FY2013 SECTION I ACCOUNTS - BY FUNCTION

FUND	ORG	ACCOUNT NAME	ADMIN	FACULTY	ACAD	STAFF	ADMIN	CON-	FULL-TIME	OVER-	PART-TIME	GRAD	EMPLOYER	TOTAL	SUPPORT	GRANT	NON-OP	TOTAL
			FTE	FTE	PRO	FTE	PRO	TRACT	PERSONAL	TIME	PERSONAL	ASSIST	PAID	PERSONAL	SERVICES	SERVICES	& AID	
									1000	1100	1200	1400	1900	1000-1900	2000	6000	8000	
INSTRUCTION																		
1206	18698	Family Practice Casper	3.000	6.000	24.000	5.000	0.000	0.000	2,870,760	-	180,797	-	-	3,051,557	513,793	-	-	3,565,350
1206	18699	Family Practice Casper EPB	0.000	0.000	0.000	0.000	0.000	0.000	-	-	-	-	1,281,055	1,281,055	-	-	-	1,281,055
1206	18700	Family Practice Cheyenne	2.000	7.000	19.000	35.000	1.000	0.000	3,721,874	-	232,506	-	-	3,954,380	1,762,265	-	-	5,716,645
1206	18701	Family Practice Cheyenne EPB	0.000	0.000	0.000	0.000	0.000	0.000	-	-	-	-	1,855,781	1,855,781	-	-	-	1,855,781
1207	18702	WWAMI Medical Educ Instruction	1.000	1.000	1.000	2.000	0.000	0.000	355,620	-	58,810	14,186	-	428,616	330,605	-	-	759,221
1207	18703	WWAMI Med Educ Instruction EPB	0.000	0.000	0.000	0.000	0.000	0.000	-	-	-	-	202,244	202,244	-	-	-	202,244
1209	18715	Adv Practice RN Psychiatry	0.000	0.000	0.000	0.000	0.000	0.000	-	-	-	-	-	-	-	241,250	-	241,250
TOTAL INSTRUCTION			6.000	14.000	44.000	42.000	1.000	0.000	6,948,254	-	472,113	14,186	3,339,080	10,773,633	2,606,663	241,250	-	13,621,546
INSTITUTIONAL SUPPORT																		
1209	18716	Adv Practice RN Psychiatry Adm	0.000	0.000	0.000	0.000	0.000	0.000	-	-	-	-	-	-	12,500	-	-	12,500
STUDENT SERVICES																		
1207	18704	WWAMI Medical Educ Contracts	0.000	0.000	0.000	0.000	0.000	0.000	-	-	-	-	-	-	394,034	3,573,551	-	3,967,585
1212	19132	Dentistry Contracts	0.000	0.000	0.000	0.000	0.000	0.000	-	-	-	-	-	-	5,000	2,433,298	-	2,438,298
1213	19763	Accelerated Nursing DegreeCont	0.000	0.000	0.000	0.000	0.000	0.000	-	-	-	-	-	-	-	112,500	-	112,500
TOTAL STUDENT SERVICES			0.000	0.000	0.000	0.000	0.000	0.000	-	-	-	-	-	-	399,034	6,119,349	-	6,518,383
TOTAL FY 2013 SECTION I BUDGET			6.000	14.000	44.000	42.000	1.000	0.000	6,948,254	-	472,113	14,186	3,339,080	10,773,633	3,018,197	6,360,599	-	20,152,429

Position	Type	FTE	Title	Salary	Budget
1206	18698		Family Practice Casper		
0534	P	1.000	Resident Physician II	\$51,336	\$51,336
0537	P	1.000	Resident Physician I	\$0	\$49,596
0544	P	1.000	Resident Physician II	\$51,336	\$51,336
0546	F	1.000	Clinical Asst Professor	\$151,008	\$151,008
0547	P	1.000	Resident Physician II	\$51,336	\$51,336
0556	P	1.000	Resident Physician I	\$0	\$49,596
0572	S	1.000	Library Specialist	\$33,732	\$33,732
0579	P	1.000	Resident Physician I	\$0	\$49,596
0582	S	1.000	Staff Assistant	\$44,196	\$44,196
0833	P	1.000	Resident Physician II	\$51,336	\$51,336
0835	S	1.000	Business Manager	\$50,184	\$50,184
0883	P	1.000	Resident Physician III	\$53,100	\$53,100
1058	P	1.000	Resident Physician I	\$0	\$49,596
1067	S	1.000	Office Assistant, Senior	\$26,748	\$26,748
1216	A	1.000	Dir/Clinical Professor	\$0	\$193,152
1238	S	1.000	Office Associate, Senior	\$34,956	\$34,956
1298	F	1.000	Clinical Asst Professor	\$120,000	\$120,000
1313	F	1.000	Clinical Asst Professor	\$151,008	\$151,008
1323	P	1.000	Resident Physician II	\$51,336	\$51,336
1327	P	1.000	Resident Physician III/Chief R	\$54,768	\$54,768
1330	P	1.000	Resident Physician III	\$53,100	\$53,100
1335	P	1.000	Resident Physician II	\$51,336	\$51,336
1338	P	1.000	Resident Physician III/Chief R	\$54,768	\$54,768
1352	P	1.000	Resident Physician III	\$53,100	\$53,100
1354	P	1.000	Resident Physician I	\$0	\$49,596
1358	P	1.000	Resident Physician III	\$53,100	\$53,100
1376	A	1.000	Acting Assoc Dir/Assoc Clin Pro	\$181,140	\$181,140
1386	P	1.000	Resident Physician II	\$51,336	\$51,336
1389	P	1.000	Resident Physician II	\$51,336	\$51,336
1390	P	1.000	Resident Physician I	\$0	\$49,596
1391	P	1.000	Resident Physician III	\$53,100	\$53,100
1393	P	1.000	Resident Physician III/Chief R	\$54,768	\$54,768

Position	Type	FTE	Title	Salary	Budget	
1206	18698	Family Practice Casper				
1396	P	1.000	Resident Physician I	\$0	\$49,596	
1402	F	1.000	Clinical Asst Professor	\$0	\$170,676	
1438	F	1.000	Clinical Asst Professor	\$153,900	\$153,900	
1454	A	1.000	Acting Director/AssocProfessor	\$171,792	\$171,792	
1595	F	1.000	Clinical Asst Professor	\$151,008	\$151,008	
1746	P	1.000	Resident Physician I	\$0	\$49,596	
Admin:	3.000	Staff:	5.000	Admin Pro:	0.000	
Faculty:	6.000	Acad Pro:	24.000	Contract:	0.000	
					\$2,870,760	
1206	18700	Family Practice Cheyenne				
0830	F	1.000	Clinical Asst Professor	\$145,908	\$145,908	
0841	S	1.000	Staff Assistant	\$42,384	\$42,384	
0848	S	1.000	Physician's Assistant	\$70,008	\$70,008	
1037	S	1.000	Library Specialist	\$35,820	\$35,820	
1076	S	1.000	Medical Records Technician	\$27,900	\$27,900	
1079	F	1.000	Clinical Associate Professor	\$160,668	\$160,668	
1206	S	1.000	Office Assistant, Senior	\$30,156	\$30,156	
1207	F	1.000	AssocProgDir/ClinicalAsst Prof	\$0	\$175,574	
1212	S	1.000	Nurse Practitioner	\$78,096	\$78,096	
1382	A	1.000	Dir/Clinical Assoc Professor	\$179,700	\$179,700	
1384	F	1.000	Assoc Professor	\$156,084	\$156,084	
1385	F	1.000	Clinical Asst Professor	\$145,908	\$145,908	
1411	S	1.000	Staff Assistant	\$48,792	\$48,792	
1412	S	1.000	Business Manager	\$50,916	\$50,916	
1414	P	1.000	Resident Physician II	\$51,336	\$51,336	
1416	P	1.000	Resident Physician II	\$51,336	\$51,336	
1418	P	1.000	Resident Physician II	\$51,336	\$51,336	

Position	Type	FTE	Title	Salary	Budget
1206	18700		Family Practice Cheyenne		
1419	P	1.000	Resident Physician III	\$53,100	\$53,100
1421	P	1.000	Resident Physician I	\$0	\$49,596
1424	P	1.000	Resident Physician II	\$51,336	\$51,336
1425	P	1.000	Resident Physician I	\$49,596	\$49,596
1427	P	1.000	Resident Physician I	\$0	\$49,596
1428	P	1.000	Resident Physician I	\$0	\$49,596
1430	P	1.000	Resident Physician II	\$51,336	\$51,336
1432	P	1.000	Resident Physician III	\$53,100	\$53,100
1442	A	1.000	Medical Dir/Clinical Asst Prof	\$145,908	\$145,908
1444	S	1.000	Medical Records Technician	\$27,900	\$27,900
1447	S	1.000	Radiologic Technologist	\$41,400	\$41,400
1450	S	1.000	Medical Transcriptionist	\$30,372	\$30,372
1462	P	1.000	Resident Physician III/Chief R	\$54,768	\$54,768
1571	S	1.000	Nurse, Licensed Practical	\$35,832	\$35,832
1576	P	1.000	Resident Physician III	\$53,100	\$53,100
1579	Z	1.000	Clinic Director	\$114,000	\$114,000
1581	S	1.000	Accounting Associate	\$25,824	\$25,824
1587	S	1.000	Office Assistant, Senior	\$24,036	\$24,036
1591	S	1.000	Office Associate	\$37,188	\$37,188
1594	S	1.000	Office Assistant, Senior	\$24,036	\$24,036
1628	S	1.000	Nurse, Licensed Practical	\$35,832	\$35,832
1630	S	1.000	Nurse, Licensed Practical	\$0	\$35,832
1641	P	1.000	Resident Physician II	\$51,336	\$51,336
1643	P	1.000	Resident Physician III	\$53,100	\$53,100
1654	P	1.000	Resident Physician III/Chief R	\$54,768	\$54,768
1655	P	1.000	Resident Physician I	\$0	\$49,596
1660	P	1.000	Resident Physician I	\$0	\$49,596
1666	S	1.000	Office Associate	\$35,424	\$35,424
1671	S	1.000	Office Assistant	\$0	\$21,804
2300	S	1.000	Accounting Associate	\$28,224	\$28,224
2301	S	1.000	Medical Assistant	\$26,028	\$26,028
2302	S	1.000	Medical Assistant	\$0	\$26,028

Position	Type	FTE	Title	Salary	Budget	
1206	18700	Family Practice Cheyenne				
2303	S	1.000	Office Assistant, Senior	\$24,240	\$24,240	
2304	S	1.000	Medical Assistant	\$25,776	\$25,776	
2305	S	1.000	Medical Assistant	\$25,776	\$25,776	
2306	S	1.000	Medical Assistant	\$26,028	\$26,028	
2307	S	1.000	Nurse Practitioner	\$77,844	\$77,844	
2309	S	1.000	Nursing Assistant, Certified	\$23,412	\$23,412	
2311	F	1.000	Clinical Asst Professor	\$0	\$88,068	
2312	S	1.000	Office Associate	\$34,044	\$34,044	
2313	S	1.000	Computer Support Spec, Exec	\$58,704	\$58,704	
2314	S	1.000	Office Assistant	\$24,240	\$24,240	
2315	F	1.000	Clinical Asst Professor	\$0	\$122,100	
2316	S	1.000	Nurse, Registered	\$48,000	\$48,000	
2317	P	1.000	Lecturer,Asst	\$47,508	\$47,508	
2318	S	1.000	Nursing Supervisor	\$0	\$60,000	
2319	S	1.000	Nurse, Registered	\$45,024	\$45,024	
Admin:	2.000	Staff:	35.000	Admin Pro:	1.000	\$3,721,874
Faculty:	7.000	Acad Pro:	19.000	Contract:	0.000	
1207	18702	WWAMI Medical Educ Instruction				
1210	S	1.000	Office Associate	\$36,372	\$36,372	
1215	P	1.000	Lecturer,Assoc	\$66,600	\$66,600	
1254	F	1.000	Clinical Asst Professor	\$86,220	\$86,220	
1771	S	1.000	Staff Assistant	\$38,172	\$38,172	
2506	A	1.000	Director/Assoc Professor	\$128,256	\$128,256	
Admin:	1.000	Staff:	2.000	Admin Pro:	0.000	\$355,620
Faculty:	1.000	Acad Pro:	1.000	Contract:	0.000	
Admin:	6.000	Staff:	42.000	Admin Pro:	1.000	\$6,948,254
Faculty:	14.000	Acad Pro:	44.000	Contract:	0.000	

Operating Budget Detail

Other State Agencies

(General Fund Appropriations)

(University of Wyoming Serves as Fiscal Agent)

Agency 069 --- Western Interstate Commission for Higher Education

Agency 070 --- Enhanced Oil Recovery Commission

For the Fiscal Year July 1, 2012 to June 30, 2013



UNIVERSITY OF WYOMING

BUDGET DETAILS FOR FY2013 STATE AGENCY ACCOUNTS

FUND	ORG	ACCOUNT NAME	ADMIN	FACULTY	ACAD	STAFF	ADMIN	CON-	FULL-TIME	OVER-	PART-TIME	GRAD	EMPLOYER	TOTAL	SUPPORT	GRANT	NON-OP	TOTAL	
			FTE	FTE	PRO	FTE	PRO	TRACT	PERSONAL	TIME	PERSONAL	ASSIST	PAID	PERSONAL	SERVICES	& AID	EXPEND		
									1000	1100	1200	1400	1900	1000-1900	2000	6000	8000		
AGENCY 069																			
n/a	n/a	WICHE							-	-	-	-	-	-	136,565	2,453,800	-	-	2,590,365
AGENCY 070																			
1704	18749	EOR - Commission & Support	0.000	0.000	0.000	2.500	0.000	0.000	111,720	-	-	-	51,392	163,112	61,658	-	-	-	224,770
1704	18750	EOR - Tech Outr & Research	0.000	0.000	15.000	0.000	0.000	0.000	1,063,524	-	-	-	489,221	1,552,745	1,149,896	-	-	-	2,702,641
		TOTAL ENHANCED OIL RECOVERY	0.000	0.000	15.000	2.500	0.000	0.000	1,175,244	-	-	-	540,613	1,715,857	1,211,554	-	-	-	2,927,411

Position	Type	FTE	Title	Salary	Budget	
1704	18749	EOR - Commission & Support				
4278	S	0.500	Project Coordinator, Senior	\$51,696	\$25,848	
4537	S	1.000	Computer Support Specialist	\$48,936	\$48,936	
4708	S	1.000	Accounting Associate, Senior	\$36,936	\$36,936	
Admin:	0.000	Staff:	2.500	Admin Pro:	0.000	\$111,720
Faculty:	0.000	Acad Pro:	0.000	Contract:	0.000	
1704	18750	EOR Tech Outr & Research				
4197	P	1.000	Research Scientist, Asst	\$33,192	\$33,192	
4267	P	1.000	Research Scientist,Sr	\$115,008	\$115,008	
4281	P	1.000	Research Scientist, Asst	\$33,192	\$33,192	
4299	P	1.000	Research Scientist, Asst	\$60,768	\$60,768	
4301	P	1.000	Research Scientist, Asst	\$70,008	\$70,008	
4334	P	1.000	Post Doc Res Assoc	\$0	\$38,004	
4354	P	1.000	Post Doc Res Assoc	\$60,000	\$60,000	
4535	P	1.000	Assoc Dir/Asst Research Scient	\$89,232	\$89,232	
4536	P	1.000	Research Scientist,Sr	\$65,004	\$65,004	
4725	P	1.000	Research Scientist,Sr	\$123,144	\$123,144	
4732	P	1.000	Research Scientist,Sr	\$95,172	\$95,172	
4756	P	1.000	Research Scientist,Sr	\$121,392	\$121,392	
4895	P	1.000	Research Scientist, Asst	\$48,000	\$48,000	
4919	P	1.000	Research Scientist, Asst	\$0	\$50,640	
4996	P	1.000	Research Scientist, Asst	\$60,768	\$60,768	
Admin:	0.000	Staff:	0.000	Admin Pro:	0.000	\$1,063,524
Faculty:	0.000	Acad Pro:	15.000	Contract:	0.000	
Admin:	0.000	Staff:	2.500	Admin Pro:	0.000	\$1,175,244
Faculty:	0.000	Acad Pro:	15.000	Contract:	0.000	

Operating Budget Detail

Section II – Department 067

For the Fiscal Year July 1, 2012 to June 30, 2013



UNIVERSITY OF WYOMING

Position	Type	FTE	Title	Salary	Budget
1303	12552	University Bookstore			
4044	S	1.000	Buyer, Bookstore	\$35,292	\$35,292
4187	S	1.000	Buyer Assistant, Bookstore	\$31,368	\$31,368
4189	S	1.000	Office Assistant, Senior	\$25,800	\$25,800
4190	S	1.000	Buyer Assistant, Bookstore	\$37,944	\$37,944
4192	S	1.000	Buyer, Textbooks	\$47,916	\$47,916
4193	S	1.000	Cashier, Senior	\$26,976	\$26,976
4194	S	1.000	Buyer, Bookstore	\$36,792	\$36,792
4195	S	1.000	Supv,Bookstore Phys Operations	\$38,112	\$38,112
4196	S	1.000	Buyer Assistant, Bookstore	\$32,364	\$32,364
4198	S	1.000	Asst Mgr, Bookstore	\$51,060	\$51,060
4200	S	1.000	Mgr, Bookstore	\$66,180	\$66,180
4201	S	1.000	Accounting Associate	\$27,120	\$27,120
4207	S	1.000	Buyer, Bookstore	\$37,404	\$37,404
4208	S	1.000	Accountant, Professional	\$55,008	\$55,008
4209	S	1.000	Materials Handler	\$21,804	\$21,804
4212	S	1.000	Cashier	\$23,940	\$23,940
Admin:	0.000	Staff:	16.000	Admin Pro:	0.000
Faculty:	0.000	Acad Pro:	0.000	Contract:	0.000
					\$595,080
1304	12554	Wyoming Union			
4092	S	1.000	Office Assistant, Senior	\$28,620	\$28,620
4101	S	1.000	Assoc Dir, Wyoming Union	\$58,800	\$58,800
4166	S	1.000	Special Events Coordinator	\$0	\$39,720
4213	S	1.000	Facilities/Grounds Attendant	\$21,804	\$21,804
4217	S	1.000	Facilities/Grounds Attendant	\$21,804	\$21,804
4219	A	1.000	Dir, Wyoming Union	\$86,184	\$86,184
4220	S	1.000	Supv, Wy Union Facility Svcs	\$32,292	\$32,292
4231	S	1.000	Supv, Facilities/Grounds	\$32,964	\$32,964
4232	S	1.000	Coord, Student Activities/Prog	\$42,720	\$42,720

Position	Type	FTE	Title	Salary	Budget
1304	12554	Wyoming Union			
4233	S	1.000	Facilities/Grounds Attendant	\$22,680	\$22,680
4234	S	1.000	Business Manager	\$0	\$48,432
4283	S	1.000	Area Supervisor	\$33,240	\$33,240
4284	S	1.000	Office Assistant, Senior	\$24,036	\$24,036
4355	S	1.000	Project Coordinator, Senior	\$0	\$35,292
4380	S	1.000	Assoc Dir, Wyoming Union	\$61,020	\$61,020
4390	S	1.000	Facilities/Grounds Attendant	\$21,804	\$21,804
4396	S	1.000	Facilities/Grounds Attendant	\$21,804	\$21,804
4424	S	1.000	Program Advisor	\$32,628	\$32,628
4425	S	1.000	Project Coordinator, Senior	\$41,400	\$41,400
4447	S	1.000	Facilities/Grounds Attend,Sr	\$26,988	\$26,988
4454	S	1.000	Office Assistant, Senior	\$25,740	\$25,740
Admin:	1.000	Staff:	20.000	Admin Pro:	0.000
Faculty:	0.000	Acad Pro:	0.000	Contract:	0.000
					\$759,972
1305	12560	Vending Services			
4078	S	1.000	Vending Services Attendant	\$25,800	\$25,800
4245	S	1.000	Vending Services Attendant	\$25,800	\$25,800
4246	S	1.000	Coord, Vending Operations	\$45,456	\$45,456
4309	S	1.000	Vending Services Attendant	\$0	\$24,828
Admin:	0.000	Staff:	4.000	Admin Pro:	0.000
Faculty:	0.000	Acad Pro:	0.000	Contract:	0.000
					\$121,884

Position	Type	FTE	Title	Salary	Budget
1306	12563	Campus Id System			
4262	S	1.000	Manager, WyoOne ID Office	\$46,164	\$46,164
4264	S	1.000	Office Assistant, Senior	\$25,476	\$25,476
Admin:	0.000	Staff:	2.000	Admin Pro:	0.000
Faculty:	0.000	Acad Pro:	0.000	Contract:	0.000
					\$71,640
1307	12565	Trademark Licensing			
4265	S	1.000	Asst Dir, Auxiliary Services	\$70,296	\$70,296
4320	S	1.000	Office Associate	\$35,112	\$35,112
Admin:	0.000	Staff:	2.000	Admin Pro:	0.000
Faculty:	0.000	Acad Pro:	0.000	Contract:	0.000
					\$105,408
1308	12569	Service & AE Dir Office			
4045	S	1.000	Mgr, Graphic Arts	\$46,344	\$46,344
4153	S	1.000	Programmer Analyst, Senior	\$0	\$56,088
4244	S	1.000	Programmer Analyst, Senior	\$49,092	\$49,092
4266	A	0.960	Director	\$98,556	\$94,614
4268	S	0.396	Accountant	\$45,780	\$18,132
Admin:	0.960	Staff:	3.396	Admin Pro:	0.000
Faculty:	0.000	Acad Pro:	0.000	Contract:	0.000
					\$264,270

Position	Type	FTE	Title	Salary	Budget	
1310	12572	Health Srvc-Pharmacy				
4276	Z	1.000	Pharmacy Supervisor	\$105,336	\$105,336	
4363	S	1.000	Pharmacy Technician	\$23,016	\$23,016	
Admin:	0.000	Staff:	1.000	Admin Pro:	1.000	
Faculty:	0.000	Acad Pro:	0.000	Contract:	0.000	
					\$128,352	
1315	12575	TCS - Operations				
4011	S	0.500	Programmer Analyst	\$41,400	\$22,854	
4017	S	0.500	Telecom Service Rep Senior	\$38,172	\$19,086	
4040	S	0.500	Computer Support Specialist,Sr	\$55,728	\$27,864	
4096	S	0.500	Mgr, Instructional Technology	\$75,000	\$37,500	
4127	S	0.500	Systems Programmer, Senior	\$61,056	\$30,528	
4146	S	0.500	Systems Programmer, Senior	\$69,876	\$34,938	
4211	S	0.500	Computer Support Specialist,Sr	\$50,652	\$25,326	
4241	S	0.500	Technician, Master	\$48,324	\$24,162	
4287	S	0.500	Office Associate	\$35,700	\$17,850	
4288	S	0.500	Computer Support Specialist,Sr	\$49,932	\$24,966	
4289	S	0.500	Technician, Master	\$61,056	\$30,528	
4290	A	0.500	Director	\$127,464	\$63,732	
4324	S	0.500	Web Site Designer/Developer	\$52,812	\$26,406	
4325	S	0.500	Computer Support Specialist,Sr	\$50,856	\$25,428	
4369	S	0.500	Technician	\$38,364	\$19,182	
4376	S	0.500	Systems Specialist	\$63,912	\$31,956	
4391	S	0.500	Programmer Analyst	\$41,400	\$20,700	
4397	S	0.500	Accounting Associate, Senior	\$0	\$15,084	
4403	Z	0.500	Dir,Research Support	\$95,004	\$47,502	
4420	S	0.500	Systems Programmer	\$56,400	\$28,200	
4421	S	0.500	Applications Security Analyst	\$67,488	\$33,744	
4428	S	0.500	Programmer Analyst	\$41,400	\$20,700	
4429	S	0.500	Data Center Specialist, II	\$51,804	\$25,902	

Position	Type	FTE	Title	Salary	Budget	
1315	12575	TCS - Operations				
4460	S	0.500	Systems Programmer, Senior	\$61,056	\$30,528	
4473	S	0.500	Computer Support Specialist,Sr	\$46,848	\$23,424	
4474	S	0.500	Project Manager, Info Tech	\$84,108	\$42,054	
4784	S	0.500	Systems Programmer, Senior	\$58,356	\$29,178	
Admin:	0.500	Staff:	12.500	Admin Pro:	0.500	
Faculty:	0.000	Acad Pro:	0.000	Contract:	0.000	
					\$779,322	
1316	12591	Athletic Dir Office				
4155	C	0.500	Dir, Compliance	\$40,008	\$20,004	
4280	S	0.500	Office Associate	\$31,848	\$15,924	
4470	C	0.500	Asst Ath Dir/Promotions&Market	\$48,252	\$24,126	
4490	C	0.500	Sr Marketing Ath Coordinator	\$33,000	\$16,500	
4769	C	0.500	Athletic Compliance Assistant	\$0	\$15,000	
Admin:	0.000	Staff:	0.500	Admin Pro:	0.000	
Faculty:	0.000	Acad Pro:	0.000	Contract:	2.000	
					\$91,554	
1316	12595	Athl Adm Bus Off				
4019	S	0.500	Accounting Associate, Senior	\$30,168	\$15,084	
4488	S	0.500	Accounting Associate, Senior	\$31,848	\$15,924	
4503	C	0.500	Athletics Exec Business Mgr.	\$68,004	\$34,002	
4512	S	0.500	Office Associate	\$30,168	\$15,084	
Admin:	0.000	Staff:	1.500	Admin Pro:	0.000	
Faculty:	0.000	Acad Pro:	0.000	Contract:	0.500	
					\$80,094	

Position	Type	FTE	Title	Salary	Budget
1316	12597		Basketball-Men		
4025	C	0.500	Coach, Asst Men's Basketball	\$92,004	\$46,002
4361	C	0.500	Coach, Asst Strength	\$59,004	\$29,502
4508	C	0.500	Dir, Men'sBasketballOperations	\$43,008	\$21,504
Admin:	0.000	Staff:	0.000	Admin Pro:	0.000
Faculty:	0.000	Acad Pro:	0.000	Contract:	1.500
					\$97,008
1316	12598		Basketball-Women		
4509	C	0.500	Dir,AthWebsite/AudioVisual-WBB	\$36,000	\$18,000
4520	C	0.500	Coach, Asst Strength	\$42,840	\$21,420
4576	S	0.500	Office Associate	\$30,168	\$15,084
Admin:	0.000	Staff:	0.500	Admin Pro:	0.000
Faculty:	0.000	Acad Pro:	0.000	Contract:	1.000
					\$54,504
1316	12600		Golf - Women		
4427	C	0.500	CoachHdW'nsGolf/AsstDirM/WGPrg	\$42,000	\$21,000
Admin:	0.000	Staff:	0.000	Admin Pro:	0.000
Faculty:	0.000	Acad Pro:	0.000	Contract:	0.500
					\$21,000
1316	12601		Football		
4223	S	0.500	Office Associate	\$30,168	\$15,084
4224	C	0.500	Coach, Asst Football	\$69,000	\$34,500
4297	C	0.500	Dir, Ath Strength&Conditioning	\$75,000	\$41,004
4437	C	0.500	Coach, Asst Football	\$70,008	\$35,004

Position	Type	FTE	Title	Salary	Budget
1316	12601		Football		
4497	C	0.500	Director,Media/AudioVisual-FB	\$32,004	\$16,002
4513	C	0.500	Coach, Asst Strength	\$39,000	\$19,500
Admin:	0.000	Staff:	0.500	Admin Pro:	0.000
Faculty:	0.000	Acad Pro:	0.000	Contract:	2.500
					\$161,094
1316	12605		Swimming - Women		
4511	C	0.500	Coach,Asst Men & Women Swim	\$36,000	\$18,000
Admin:	0.000	Staff:	0.000	Admin Pro:	0.000
Faculty:	0.000	Acad Pro:	0.000	Contract:	0.500
					\$18,000
1316	12606		Track - Men		
4409	C	0.250	Coach, Asst Track	\$51,012	\$12,753
4510	C	0.250	Coach, Asst Track	\$39,000	\$9,750
Admin:	0.000	Staff:	0.000	Admin Pro:	0.000
Faculty:	0.000	Acad Pro:	0.000	Contract:	0.500
					\$22,503
1316	12607		Track - Women		
4409	C	0.250	Coach, Asst Track	\$51,012	\$12,753
4489	C	0.500	Coach, Asst Track	\$32,004	\$16,002
4510	C	0.250	Coach, Asst Track	\$39,000	\$9,750
Admin:	0.000	Staff:	0.000	Admin Pro:	0.000
Faculty:	0.000	Acad Pro:	0.000	Contract:	1.000
					\$38,505

Position	Type	FTE	Title	Salary	Budget
1316	12608		Volleyball		
4501	C	0.500	Coach, Assistant Volleyball	\$50,004	\$25,002
4559	C	0.500	Dir,Women's Volleyball Ops	\$33,600	\$16,800
Admin:	0.000	Staff:	0.000	Admin Pro:	0.000
Faculty:	0.000	Acad Pro:	0.000	Contract:	1.000
					\$41,802
1316	12609		Wrestling		
4043	C	0.500	Coach, Asst Wrestling	\$37,008	\$20,004
4884	C	0.500	Dir of Operations, Wrestling	\$35,004	\$17,502
Admin:	0.000	Staff:	0.000	Admin Pro:	0.000
Faculty:	0.000	Acad Pro:	0.000	Contract:	1.000
					\$37,506
1316	12610		Academic Counselor		
4499	C	0.500	Athletic Academic Coordinator	\$38,508	\$19,254
4514	C	0.500	Athletic Academic Coordinator	\$38,508	\$19,254
Admin:	0.000	Staff:	0.000	Admin Pro:	0.000
Faculty:	0.000	Acad Pro:	0.000	Contract:	1.000
					\$38,508
1316	12614		Training Room		
4282	C	0.500	Athletic Trainer, Asst	\$40,008	\$20,004
4293	C	0.500	Assoc Hd Ath Trainer	\$45,000	\$22,500

Position	Type	FTE	Title	Salary	Budget
1316	12614	Training Room			
4493	C	0.500	Coord, Sports Medicine Ins	\$42,000	\$21,000
4517	C	0.500	Athletic Trainer, Asst	\$0	\$17,502
Admin:	0.000	Staff:	0.000	Admin Pro:	0.000
Faculty:	0.000	Acad Pro:	0.000	Contract:	2.000
					\$81,006
1316	12615	Soccer - Women			
4502	C	0.500	Coach, Asst Womens Soccer	\$32,508	\$16,254
Admin:	0.000	Staff:	0.000	Admin Pro:	0.000
Faculty:	0.000	Acad Pro:	0.000	Con	0.500
					\$16,254
1316	12616	Concessions			
4156	C	1.000	Dir,Athletic Concessions Ops	\$44,508	\$44,508
4521	S	1.000	Asst Mgr, Athletic Concessions	\$35,292	\$35,292
Admin:	0.000	Staff:	1.000	Admin Pro:	0.000
Faculty:	0.000	Acad Pro:	0.000	Contract:	1.000
					\$79,800
1316	12617	Pepsters/Wildfire			
4487	C	0.500	Head Spirit Squad Coach	\$30,000	\$15,000
Admin:	0.000	Staff:	0.000	Admin Pro:	0.000
Faculty:	0.000	Acad Pro:	0.000	Contract:	0.500
					\$15,000

Position	Type	FTE	Title	Salary	Budget	
1316	12618	Athletic Facilities				
4236	S	0.500	Athletics Operator/Tech I	\$21,804	\$10,902	
4408	S	0.500	Athletics Operator/Tech I	\$21,804	\$10,902	
4465	S	0.500	Athletics Operator/Tech II	\$24,036	\$12,018	
4586	S	0.500	Athletics Operator/Tech IV	\$32,628	\$16,314	
Admin:	0.000	Staff:	2.000	Admin Pro:	0.000	\$50,136
Faculty:	0.000	Acad Pro:	0.000	Contract:	0.000	
1316	12623	Tennis - Women				
4292	C	0.500	Coach, Asst Tennis	\$0	\$16,002	
Admin:	0.000	Staff:	0.000	Admin Pro:	0.000	\$16,002
Faculty:	0.000	Acad Pro:	0.000	Contract:	0.500	
1316	12625	Sports Information				
4007	S	0.500	Asst Coord, Sports Information	\$41,820	\$20,910	
4469	C	0.500	Athletic Web Site Coordinator	\$39,000	\$19,500	
4492	C	0.500	Asst Dir, Audio Visual Svcs	\$36,000	\$18,000	
4500	C	0.500	Creative Dir, Audio Visual Svcs	\$48,000	\$24,000	
4506	C	0.500	Athletic Media Relations Spec	\$28,008	\$14,004	
4539	C	0.500	Athl Media/Pub Relations Spec	\$28,008	\$14,004	
Admin:	0.000	Staff:	0.500	Admin Pro:	0.000	\$110,418
Faculty:	0.000	Acad Pro:	0.000	Contract:	2.500	

Position	Type	FTE	Title	Salary	Budget	
1400	12680	ASUW Business Office				
4097	S	1.000	Office Associate	\$31,104	\$31,104	
4098	S	1.000	Accounting Associate, Senior	\$26,076	\$26,076	
4574	S	1.000	Project Coordinator	\$35,292	\$35,292	
Admin:	0.000	Staff:	3.000	Admin Pro:	0.000	
Faculty:	0.000	Acad Pro:	0.000	Contract:	0.000	
					\$92,472	
1400	12682	ASTECC				
4433	S	1.000	Coord, Technical Services	\$36,372	\$36,372	
Admin:	0.000	Staff:	1.000	Admin Pro:	0.000	
Faculty:	0.000	Acad Pro:	0.000	Contract:	0.000	
					\$36,372	
1401	12692	Administration				
4099	S	1.000	Coord, Sales/Circulation	\$32,748	\$32,748	
4419	S	1.000	Graphic Designer	\$0	\$37,224	
4484	S	1.000	Supv, Student Publications	\$47,148	\$47,148	
4555	S	1.000	Accounting Associate, Senior	\$0	\$32,172	
6001	S	1.000	Office Assistant, Senior	\$20,136	\$20,136	
Admin:	0.000	Staff:	5.000	Admin Pro:	0.000	
Faculty:	0.000	Acad Pro:	0.000	Contract:	0.000	
					\$169,428	
1450	12697	WPM - KUWR Underwriting				
2072	S	0.500	Technician	\$36,708	\$18,354	
4151	S	1.000	Coord, Sales/Circulation	\$31,164	\$31,164	
4315	S	1.000	Research Associate I	\$34,008	\$34,008	

Position	Type	FTE	Title	Salary	Budget	
1450	12697	WPM - KUWR Underwriting				
4330	S	1.000	Mgr, Dev - WY Public Radio	\$0	\$60,708	
4405	S	1.000	News Anchor/Reporter	\$35,688	\$35,688	
Admin:	0.000	Staff:	4.500	Admin Pro:	0.000	
Faculty:	0.000	Acad Pro:	0.000	Contract:	0.000	
					\$179,922	
1500	12715	R/T-Civil/Arch Engineerng				
1068	S	0.127	Engineer	\$53,520	\$6,798	
Admin:	0.000	Staff:	0.127	Admin Pro:	0.000	
Faculty:	0.000	Acad Pro:	0.000	Contract:	0.000	
					\$6,798	
1500	12720	R/T-Econ + Fin				
1094	F	0.400	Assoc Professor	\$92,088	\$36,836	
1362	P	0.224	Lecturer,Assoc	\$40,008	\$10,080	
Admin:	0.000	Staff:	0.000	Admin Pro:	0.000	
Faculty:	0.400	Acad Pro:	0.224	Contract:	0.000	
					\$46,916	
1500	12728	R/T-Health Science				
4053	S	1.000	Instructional Technol A/V Tech	\$47,568	\$47,568	
Admin:	0.000	Staff:	1.000	Admin Pro:	0.000	
Faculty:	0.000	Acad Pro:	0.000	Contract:	0.000	
					\$47,568	

Position	Type	FTE	Title	Salary	Budget
1500	12738	R/T-Nursing			
3058	S	1.000	Office Associate	\$30,168	\$30,168
4002	P	1.000	Lecturer,Asst	\$63,000	\$63,000
4565	S	1.000	Office Associate	\$32,256	\$32,256
4737	P	1.000	Lecturer,Asst	\$54,588	\$54,588
4874	P	1.000	Research Scientist,Assoc	\$60,000	\$60,000
Admin:	0.000	Staff:	2.000	Admin Pro:	0.000
Faculty:	0.000	Acad Pro:	3.000	Contract:	0.000
					\$240,012
1500	12747	R/T-Nat Sci Prog			
3038	S	0.235	Accounting Associate, Senior	\$30,168	\$7,091
Admin:	0.000	Staff:	0.235	Admin Pro:	0.000
Faculty:	0.000	Acad Pro:	0.000	Contract:	0.000
					\$7,091
1501	12760	IC-A&S Dean			
4955	P	1.000	Lecturer,Asst	\$42,504	\$7,084
Admin:	0.000	Staff:	0.000	Admin Pro:	0.000
Faculty:	0.000	Acad Pro:	1.000	Contract:	0.000
					\$7,084
1501	12768	IC-Atmospheric Science			
0340	F	0.423	Professor	\$132,696	\$56,172
Admin:	0.000	Staff:	0.000	Admin Pro:	0.000
Faculty:	0.423	Acad Pro:	0.000	Contract:	0.000
					\$56,172

Position	Type	FTE	Title	Salary	Budget
1501	12774		IC-Chemical Engr		
4760	S	0.525	Technician, Senior	\$41,400	\$21,745
Admin:	0.000	Staff:	0.525	Admin Pro:	0.000
Faculty:	0.000	Acad Pro:	0.000	Contract:	0.000
					\$21,745
1501	12789		IC-Engineering Dean		
1194	S	0.316	Computer Support Spec, Exec	\$65,148	\$20,575
1764	P	0.970	Lecturer,Asst ETT	\$0	\$60,001
Admin:	0.000	Staff:	0.316	Admin Pro:	0.000
Faculty:	0.000	Acad Pro:	0.970	Contract:	0.000
					\$80,576
1501	12794		IC-Geology		
4022	P	0.556	Post Doc Res Assoc	\$45,000	\$25,001
Admin:	0.000	Staff:	0.000	Admin Pro:	0.000
Faculty:	0.000	Acad Pro:	0.556	Contract:	0.000
					\$25,001
1501	12798		IC-Health Sciences Dean		
4505	F	1.000	Clinical Professor	\$94,836	\$94,836
Admin:	0.000	Staff:	0.000	Admin Pro:	0.000
Faculty:	1.000	Acad Pro:	0.000	Contract:	0.000
					\$94,836

Position	Type	FTE	Title	Salary	Budget
1501	12837		IC-VP Finance		
2533	S	1.000	Mgr, Central Scheduling	\$65,304	\$65,304
4091	S	1.000	Human Resources Specialist, Sr	\$40,008	\$40,008
4106	S	1.000	Coord, Financial Aid Programs	\$41,400	\$41,400
4261	S	1.000	Asst Mgr,Real EstateOperations	\$49,092	\$49,092
4304	S	1.000	GIS Technician	\$38,172	\$38,172
4305	S	1.000	GIS Technician	\$0	\$38,172
4423	S	1.000	Accounting Associate	\$25,824	\$25,824
4464	S	1.000	Human Resources Specialist, Sr	\$40,008	\$40,008
4471	S	1.000	Human Resources Specialist	\$35,688	\$35,688
Admin:	0.000	Staff:	9.000	Admin Pro:	0.000
Faculty:	0.000	Acad Pro:	0.000	Contract:	0.000
					\$373,668
1501	12838		IC-VP Research & Econ Dev		
2195	A	0.257	Director/Lecturer,Assoc ETT	\$86,616	\$22,224
4865	A	1.000	Dir, Research Products Center	\$93,072	\$93,072
Admin:	1.257	Staff:	0.000	Admin Pro:	0.000
Faculty:	0.000	Acad Pro:	0.000	Contract:	0.000
					\$115,296
1600	12869		Petroleum Hist Centr		
4302	F	0.273	Archivist,Associate ETT	\$44,280	\$12,069
Admin:	0.000	Staff:	0.000	Admin Pro:	0.000
Faculty:	0.273	Acad Pro:	0.000	Contract:	0.000
					\$12,069

Position	Type	FTE	Title	Salary	Budget	
1600	12875	Rochelle Fund				
2196	P	0.060	Research Scientist,Asst ETT	\$44,004	\$2,642	
Admin:	0.000	Staff:	0.000	Admin Pro:	0.000	
Faculty:	0.000	Acad Pro:	0.060	Contract:	0.000	
					\$2,642	
1600	12919	WPM - Membership KUWR				
4037	S	1.000	Mgr, Tv/Radio Prog Operations	\$0	\$61,020	
4048	S	1.000	Coord, Sales/Circulation	\$32,724	\$32,724	
4328	S	1.000	Engineer	\$55,344	\$55,344	
4371	Z	1.000	Major Gifts Manager-Wpr	\$59,196	\$59,196	
4383	S	1.000	Office Assistant, Senior	\$24,036	\$24,036	
Admin:	0.000	Staff:	4.000	Admin Pro:	1.000	
Faculty:	0.000	Acad Pro:	0.000	Contract:	0.000	
					\$232,320	
1600	12953	Engineering				
4165	S	0.556	Coord, Area Public Relations	\$0	\$25,020	
4515	S	1.000	Coord, Student Advising	\$42,684	\$42,684	
4524	S	0.500	Office Associate, Senior	\$43,932	\$21,966	
Admin:	0.000	Staff:	2.056	Admin Pro:	0.000	
Faculty:	0.000	Acad Pro:	0.000	Contract:	0.000	
					\$89,670	
1600	12978	CJC Operations Acct				
4008	S	1.000	Office Assistant, Senior	\$31,224	\$31,224	
4110	S	1.000	Office Associate, Senior	\$34,440	\$34,440	
4112	C	1.000	Director of Development	\$40,008	\$50,004	
4113	C	1.000	SrAscAthDir/Dev&RevEnhancement	\$155,004	\$155,004	

Position	Type	FTE	Title	Salary	Budget	
1600	12978	CJC Operations Acct				
4114	S	1.000	Accountant	\$43,764	\$43,764	
4378	C	1.000	Development Officer-CBJ	\$31,008	\$31,008	
4445	S	0.500	Office Associate	\$30,168	\$15,084	
4472	C	1.000	Assoc Ath Dir/Cowboy Joe Club	\$0	\$30,000	
4854	C	1.000	Development Officer-CBJ	\$30,000	\$30,000	
4862	C	0.500	Sales Development Officer	\$28,008	\$14,004	
Admin:	0.000	Staff:	3.500	Admin Pro:	0.000	\$434,532
Faculty:	0.000	Acad Pro:	0.000	Contract:	5.500	
1600	13045	Vet Entomology				
4172	S	1.000	Seed Crop Field Inspector	\$30,168	\$30,168	
Admin:	0.000	Staff:	1.000	Admin Pro:	0.000	\$30,168
Faculty:	0.000	Acad Pro:	0.000	Contract:	0.000	
1700	13078	County Asst Agents				
0191	P	0.500	Extension Educator,Asst	\$37,956	\$18,978	
0245	P	0.500	Extension Educator	\$40,812	\$20,406	
0401	S	0.500	Program Associate II	\$46,932	\$23,466	
0624	P	0.500	Ext Educator,Assoc ETT	\$54,060	\$27,031	
0789	P	0.500	Extension Educator,Asst	\$38,712	\$19,356	
1380	P	0.490	Ext Educator,Asst ETT	\$50,820	\$24,906	
2043	P	0.500	Extension Educator,Asst	\$42,672	\$21,336	
2116	S	0.887	Program Associate II	\$43,740	\$38,814	
2118	P	0.500	Extension Educator,Asst	\$39,948	\$19,974	
2241	P	0.500	Ext Educator,Asst ETT	\$0	\$22,500	
4032	P	0.500	Extension Educator,Asst	\$41,868	\$20,934	

Position	Type	FTE	Title	Salary	Budget	
1700	13078	County Asst Agents				
4121	P	0.500	Extension Educator,Asst	\$39,864	\$19,932	
4145	P	0.500	Extension Educator,Asst	\$39,312	\$19,656	
4188	P	0.500	Extension Educator,Asst	\$38,712	\$19,356	
4205	P	0.750	Extension Educator,Asst	\$37,884	\$28,413	
4259	P	0.493	Ext Educator,Sr ETT	\$70,824	\$34,908	
4286	P	0.489	Extension Educator,Asst	\$46,008	\$22,501	
4365	P	0.500	Extension Educator,Asst	\$37,884	\$18,942	
4440	P	0.500	Extension Educator,Asst	\$38,712	\$19,356	
4441	P	0.500	Extension Educator,Asst	\$45,468	\$22,734	
4803	S	0.470	Cent\$ibleNutritionProgramCd,Sr	\$42,252	\$5,086	
4853	P	0.750	Extension Educator,Asst	\$40,896	\$30,672	
4977	P	0.270	Extension Educator,Asst	\$39,480	\$2,665	
Admin:	0.000	Staff:	1.857	Admin Pro:	0.000	
Faculty:	0.000	Acad Pro:	10.242	Contract:	0.000	\$501,922
1700	13079	County Agents				
4029	P	0.975	Extension Educator,Asst	\$40,776	\$39,769	
4031	P	0.488	Extension Educator,Asst	\$41,016	\$20,005	
4413	P	0.500	Extension Educator,Asst	\$42,000	\$21,000	
4518	S	1.000	Office Associate	\$32,856	\$32,856	
Admin:	0.000	Staff:	1.000	Admin Pro:	0.000	
Faculty:	0.000	Acad Pro:	1.963	Contract:	0.000	\$113,630

Position	Type	FTE	Title	Salary	Budget
1700	13095	4-H Fdn Secretary			
4026	S	0.688	Coord, Development	\$51,384	\$35,337
Admin:	0.000	Staff:	0.688	Admin Pro:	0.000
Faculty:	0.000	Acad Pro:	0.000	Contract:	0.000
					\$35,337
1700	13105	Tapp			
2119	P	0.158	Lecturer,Sr ETT	\$82,104	\$12,961
Admin:	0.000	Staff:	0.000	Admin Pro:	0.000
Faculty:	0.000	Acad Pro:	0.158	Contract:	0.000
					\$12,961
1700	13119	Campus Data Network			
4015	S	0.500	Systems Programmer	\$53,520	\$26,760
Admin:	0.000	Staff:	0.500	Admin Pro:	0.000
Faculty:	0.000	Acad Pro:	0.000	Contract:	0.000
					\$26,760
1700	13178	UW/CC Generated Revenue			
1440	P	0.500	Lecturer,Asst	\$46,632	\$23,316
3094	S	0.500	Office Assistant, Senior	\$24,036	\$12,018
4141	S	1.000	Inst Tech Educational Spec	\$45,024	\$45,024
4341	S	0.700	Coord, Area Public Relations	\$45,660	\$31,962
4438	P	0.750	Lecturer,Asst	\$51,300	\$38,475
4439	F	1.000	Asst Professor	\$0	\$56,628

Position	Type	FTE	Title	Salary	Budget	
1700	13178	UW/CC Generated Revenue				
4461	S	1.000	Office Assistant	\$23,856	\$23,856	
4614	P	0.750	Lecturer,Assoc	\$50,004	\$37,503	
Admin:	0.000	Staff:	3.200	Admin Pro:	0.000	
Faculty:	1.000	Acad Pro:	2.000	Contract:	0.000	
					\$268,782	
1700	13249	Internat Partic Trng				
4498	S	0.489	Project Coordinator	\$42,756	\$20,913	
4807	S	0.500	Coord, Student Advising	\$38,172	\$19,086	
Admin:	0.000	Staff:	0.989	Admin Pro:	0.000	
Faculty:	0.000	Acad Pro:	0.000	Contract:	0.000	
					\$39,999	
1700	13258	Info Tech - Campus Services				
4568	S	0.500	Systems Programmer	\$61,008	\$30,504	
Admin:	0.000	Staff:	0.500	Admin Pro:	0.000	
Faculty:	0.000	Acad Pro:	0.000	Contract:	0.000	
					\$30,504	
1700	13272	Reinstatement Charge				
4999	S	1.000	Assistant Mgr., Financial Svcs	\$55,500	\$55,500	
Admin:	0.000	Staff:	1.000	Admin Pro:	0.000	
Faculty:	0.000	Acad Pro:	0.000	Contract:	0.000	
					\$55,500	

Position	Type	FTE	Title	Salary	Budget
1700	13274	Ed/Cont & Prof Educ			
2214	S	0.125	Coord, Area Public Relations	\$58,740	\$7,337
Admin:	0.000	Staff:	0.125	Admin Pro:	0.000
Faculty:	0.000	Acad Pro:	0.000	Contract:	0.000
					\$7,337
1700	13277	Development Off Sal			
4034	S	0.500	Web Site Coordinator	\$41,400	\$20,700
4093	S	0.500	Accountant	\$41,400	\$20,700
4175	S	0.500	Computer Support Specialist,Sr	\$53,040	\$26,520
4240	S	0.500	Foundation & Corp Relations Sp	\$35,292	\$17,646
4317	S	0.500	Editor	\$41,400	\$20,700
4486	S	0.500	Staff Assistant	\$38,172	\$19,086
4491	S	0.500	Accountant, Senior	\$45,024	\$22,512
4556	S	0.500	Office Assistant, Senior	\$26,136	\$13,068
4557	S	0.500	Information Specialist	\$0	\$12,570
4564	Z	0.500	Major Gift Officer	\$0	\$37,500
4569	S	1.000	Office Associate	\$30,168	\$30,168
4801	S	1.000	Office Assistant, Senior	\$24,036	\$24,036
4815	Z	1.000	Major Gift Officer	\$75,000	\$75,000
Admin:	0.000	Staff:	6.500	Admin Pro:	1.500
Faculty:	0.000	Acad Pro:	0.000	Contract:	0.000
					\$340,206
1700	13309	Special Events			
4115	S	1.000	Security Officer	\$0	\$27,900
Admin:	0.000	Staff:	1.000	Admin Pro:	0.000
Faculty:	0.000	Acad Pro:	0.000	Contract:	0.000
					\$27,900

Position	Type	FTE	Title	Salary	Budget	
1700	13354	Wyoming EPSCoR - Revolving				
4695	S	1.000	Project Coordinator	\$38,892	\$38,892	
4747	S	1.000	Office Associate	\$30,168	\$30,168	
4920	S	1.000	Project Coordinator	\$35,292	\$35,292	
Admin:	0.000	Staff:	3.000	Admin Pro:	0.000	
Faculty:	0.000	Acad Pro:	0.000	Contract:	0.000	
					\$104,352	
1700	13396	Tech Trng Program				
1480	F	0.115	Professor	\$130,668	\$15,001	
Admin:	0.000	Staff:	0.000	Admin Pro:	0.000	
Faculty:	0.115	Acad Pro:	0.000	Contract:	0.000	
					\$15,001	
1700	13420	Curriculum & Research Ctr				
0131	F	1.000	Assoc Professor	\$69,432	\$69,432	
Admin:	0.000	Staff:	0.000	Admin Pro:	0.000	
Faculty:	1.000	Acad Pro:	0.000	Contract:	0.000	
					\$69,432	
1700	13428	Plant Sci Seed Cert				
4184	S	1.000	Office Associate	\$40,524	\$40,524	
Admin:	0.000	Staff:	1.000	Admin Pro:	0.000	
Faculty:	0.000	Acad Pro:	0.000	Contract:	0.000	
					\$40,524	

Position	Type	FTE	Title	Salary	Budget	
1700	13436	Univ Golf Course				
0391	C	0.417	Hd Men&Women Golf/Dir Golf Ops	\$124,212	\$51,821	
4028	S	1.000	Business OperationsAsst/GolfC	\$39,444	\$39,444	
4271	S	0.500	Supt,Golf Course Maintenance	\$45,024	\$22,512	
4343	S	0.500	Coordinator,Landscaping Svcs	\$0	\$22,512	
Admin:	0.000	Staff:	2.000	Admin Pro:	0.000	\$136,289
Faculty:	0.000	Acad Pro:	0.000	Contract:	0.417	
1700	13439	Wyo Vet Laboratory				
0255	S	0.010	Accountant	\$50,484	\$486	
0674	P	0.500	Research Scientist,Assoc	\$60,000	\$30,000	
3035	S	1.000	Laboratory Technician II	\$41,400	\$41,400	
4247	S	0.500	Office Assistant, Senior	\$24,036	\$12,018	
4374	S	0.500	Laboratory Technician I	\$38,172	\$19,086	
4740	S	1.000	Laboratory Technician II	\$44,772	\$44,772	
Admin:	0.000	Staff:	3.010	Admin Pro:	0.000	\$147,762
Faculty:	0.000	Acad Pro:	0.500	Contract:	0.000	
1700	13452	Communication Disorders Clinic				
0349	P	0.320	Lecturer,Assoc	\$35,784	\$11,441	
4478	P	1.000	Lecturer,Assoc	\$52,284	\$52,284	
Admin:	0.000	Staff:	0.000	Admin Pro:	0.000	\$63,725
Faculty:	0.000	Acad Pro:	1.320	Contract:	0.000	

Position	Type	FTE	Title	Salary	Budget	
1700	13486	Biotech Laboratory				
4662	P	1.000	Research Scientist	\$43,800	\$43,800	
Admin:	0.000	Staff:	0.000	Admin Pro:	0.000	
Faculty:	0.000	Acad Pro:	1.000	Contract:	0.000	
					\$43,800	
1700	13531	Off-Campus Telecon				
3066	S	0.667	Inst Tech Educational Spec	\$45,024	\$30,017	
4215	S	0.500	Office Assistant, Senior	\$24,036	\$12,018	
4327	S	1.000	Office Assistant, Senior	\$24,036	\$24,036	
4466	S	0.500	Accounting Associate	\$25,824	\$12,912	
4534	S	0.500	Office Associate, Senior	\$36,000	\$18,000	
Admin:	0.000	Staff:	3.167	Admin Pro:	0.000	
Faculty:	0.000	Acad Pro:	0.000	Contract:	0.000	
					\$96,983	
1700	13550	Recycling				
4063	S	1.000	Materials Handler, Senior	\$24,036	\$24,036	
4081	S	1.000	Materials Handler, Senior	\$24,864	\$24,864	
4242	S	1.000	Supv, Waste Stream Management	\$47,856	\$47,856	
4381	S	1.000	Materials Handler, Senior	\$24,036	\$24,036	
Admin:	0.000	Staff:	4.000	Admin Pro:	0.000	
Faculty:	0.000	Acad Pro:	0.000	Contract:	0.000	
					\$120,792	

Position	Type	FTE	Title	Salary	Budget	
1800	13572	Chemistry Storeroom				
0298	S	0.537	Engineer, Senior	\$70,296	\$37,747	
0837	S	0.269	Engineer, Senior	\$70,296	\$18,901	
Admin:	0.000	Staff:	0.806	Admin Pro:	0.000	\$56,648
Faculty:	0.000	Acad Pro:	0.000	Contract:	0.000	
1800	13581	Stores				
4105	S	1.000	Materials Handler, Senior	\$26,412	\$26,412	
4294	S	1.000	Materials Handler, Senior	\$24,036	\$24,036	
4295	S	1.000	Area Supervisor	\$31,884	\$31,884	
4296	S	1.000	Materials Handler, Senior	\$24,036	\$24,036	
Admin:	0.000	Staff:	4.000	Admin Pro:	0.000	\$106,368
Faculty:	0.000	Acad Pro:	0.000	Contract:	0.000	
1800	13585	Fleet Operations				
4318	S	0.900	Automotive Service Writer	\$39,348	\$35,414	
4809	S	0.500	Accounting Associate	\$30,036	\$15,018	
Admin:	0.000	Staff:	1.400	Admin Pro:	0.000	\$50,432
Faculty:	0.000	Acad Pro:	0.000	Contract:	0.000	
1800	13597	Info Tech-Micro Mtnc				
4138	S	0.500	Computer Mt Technician, Senior	\$61,296	\$30,648	
4398	S	0.500	Computer Maintenance Tech	\$39,408	\$19,704	
Admin:	0.000	Staff:	1.000	Admin Pro:	0.000	\$50,352
Faculty:	0.000	Acad Pro:	0.000	Contract:	0.000	

Position	Type	FTE	Title	Salary	Budget
1900	13606	Atmos Res P/R Hdlg			
0179	F	0.076	Professor	\$109,128	\$8,257
0330	S	0.431	Business Manager, Executive	\$77,292	\$33,301
0340	F	0.077	Professor	\$132,696	\$10,177
0372	S	0.264	Chief Aircraft Mechanic	\$72,168	\$19,087
0530	F	0.077	Professor	\$117,048	\$8,959
0535	F	0.076	Professor	\$99,756	\$7,609
0590	P	0.292	Research Scientist ETT	\$82,956	\$24,248
0728	F	0.253	Assoc Professor	\$71,688	\$18,157
0752	F	0.231	Asst Professor	\$73,056	\$16,885
1073	P	0.032	Research Scientist,Sr ETT	\$97,896	\$3,169
1225	F	0.063	Professor	\$87,480	\$5,497
2047	S	0.500	Research Pilot	\$83,088	\$41,544
2061	Z	0.300	Chief Research Pilot	\$90,000	\$27,018
2068	S	0.500	Research Pilot	\$78,552	\$39,276
2254	S	0.216	Aircraft Maintenance Tech	\$46,908	\$10,120
3076	S	1.000	Technician	\$0	\$35,292
4004	S	1.000	Technician, Master	\$55,704	\$55,704
4005	P	1.000	Research Scientist,Sr	\$87,120	\$87,120
4010	S	1.000	Computer Support Spec, Exec	\$71,376	\$71,376
4012	S	1.000	Engineer	\$58,212	\$58,212
4013	S	1.000	Technician, Master	\$62,388	\$62,388
4046	S	1.000	Engineer	\$53,520	\$53,520
4116	S	1.000	Technician, Senior	\$0	\$46,452
4248	P	1.000	Research Scientist,Assoc	\$57,348	\$57,348
4322	S	1.000	Engineer, Senior	\$72,432	\$72,432
4412	P	1.000	Research Scientist,Sr	\$87,444	\$87,444
4475	P	1.000	Research Scientist,Assoc	\$54,732	\$54,732
4519	P	1.000	Research Scientist,Sr	\$88,992	\$88,992
4550	P	1.000	Research Scientist,Assoc	\$56,856	\$56,856
4591	P	1.000	Research Scientist,Assoc	\$50,424	\$50,424
4666	P	1.000	Research Scientist,Assoc	\$49,752	\$49,752

Position	Type	FTE	Title	Salary	Budget
1900	13606	Atmos Res P/R Hdlg			
4872	P	1.000	Post Doc Res Assoc	\$36,000	\$36,000
4960	P	1.000	Research Scientist,Assoc	\$49,752	\$49,752
Admin:	0.000	Staff:	9.911	Admin Pro:	0.300
Faculty:	0.853	Acad Pro:	10.324	Contract:	0.000
					\$1,347,100
1900	13615	Fac Plan Constr Hdlg			
0509	S	0.303	Manager, Capital Projects	\$69,360	\$21,027
1695	S	0.352	Assoc Dir, Facilities Planning	\$94,572	\$33,278
2161	S	0.478	Engineer, LEED	\$49,092	\$23,473
4528	S	1.000	Assoc Dir, Facilities Planning	\$0	\$87,096
4529	S	1.000	Manager, Capital Projects	\$63,912	\$63,912
Admin:	0.000	Staff:	3.133	Admin Pro:	0.000
Faculty:	0.000	Acad Pro:	0.000	Contract:	0.000
					\$228,786
4400	14409	Stroock Endowed Chair-CM			
1155	F	0.273	Dept Chair/Professor	\$182,508	\$49,778
Admin:	0.000	Staff:	0.000	Admin Pro:	0.000
Faculty:	0.273	Acad Pro:	0.000	Contract:	0.000
					\$49,778
4400	14414	Chamberlain Lecture			
0922	F	0.242	Visiting Professor	\$64,608	\$15,643
Admin:	0.000	Staff:	0.000	Admin Pro:	0.000
Faculty:	0.242	Acad Pro:	0.000	Contract:	0.000
					\$15,643

Position	Type	FTE	Title	Salary	Budget
4400	14432	Howard Dist Prof			
0697	F	0.049	Distinguished Professor	\$121,236	\$6,000
Admin:	0.000	Staff:	0.000	Admin Pro:	0.000
Faculty:	0.049	Acad Pro:	0.000	Contract:	0.000
					\$6,000
4400	14456	Demaray Endow Fund			
4350	S	1.000	Photographic Technician,Senior	\$42,300	\$42,300
Admin:	0.000	Staff:	1.000	Admin Pro:	0.000
Faculty:	0.000	Acad Pro:	0.000	Contract:	0.000
					\$42,300
4400	14458	Wold Chair in Energy			
0366	A	0.061	Wold Chair	\$197,052	\$11,964
Admin:	0.061	Staff:	0.000	Admin Pro:	0.000
Faculty:	0.000	Acad Pro:	0.000	Contract:	0.000
					\$11,964
4400	14477	Rochelle Chair An Sc			
0622	F	0.300	Professor	\$145,332	\$43,600
Admin:	0.000	Staff:	0.000	Admin Pro:	0.000
Faculty:	0.300	Acad Pro:	0.000	Contract:	0.000
					\$43,600

Position	Type	FTE	Title	Salary	Budget
4401	14484	Coe Estate Prof Chr			
4109	A	0.500	Director/Professor	\$111,372	\$55,686
Admin:	0.500	Staff:	0.000	Admin Pro:	0.000
Faculty:	0.000	Acad Pro:	0.000	Contract:	0.000
					\$55,686
4401	14487	Coe School - AHC			
1234	F	0.293	Archivist,Associate ETT	\$50,796	\$14,875
2639	F	0.404	Archivist,Assistant ETT	\$35,004	\$14,153
4347	S	0.366	Graphic Designer	\$32,808	\$12,001
4348	S	1.000	Mgr, Collections	\$52,896	\$52,896
4353	S	1.000	Computer Support Specialist,Sr	\$44,880	\$44,880
Admin:	0.000	Staff:	2.366	Admin Pro:	0.000
Faculty:	0.697	Acad Pro:	0.000	Contract:	0.000
					\$138,805
4400	14505	Guthrie,John A			
1577	F	0.204	Distinguished Professor	\$151,956	\$30,984
Admin:	0.000	Staff:	0.000	Admin Pro:	0.000
Faculty:	0.204	Acad Pro:	0.000	Contract:	0.000
					\$30,984
4400	14509	Housel/Arnold Profes			
1483	F	0.078	Distinguished Professor	\$154,500	\$12,001
Admin:	0.000	Staff:	0.000	Admin Pro:	0.000
Faculty:	0.078	Acad Pro:	0.000	Contract:	0.000
					\$12,001

Position	Type	FTE	Title	Salary	Budget
4400	14520	Law Distinguished Prof - CC			
0626	F	0.045	Distinguished Professor	\$80,448	\$6,000
Admin:	0.000	Staff:	0.000	Admin Pro:	0.000
Faculty:	0.045	Acad Pro:	0.000	Contract:	0.000
					\$6,000
4120	15603	Sect 2-MS Admin		13MSADMN	
0707	S	0.167	Mgr, Vet Sci Facilities&Animals	\$39,768	\$6,628
Admin:	0.000	Staff:	0.167	Admin Pro:	0.000
Faculty:	0.000	Acad Pro:	0.000	Contract:	0.000
					\$6,628
4150	15604	Sect 2-Animal Health		12AHADMN	
0707	S	0.167	Mgr, Vet Sci Facilities&Animals	\$39,768	\$6,628
0992	S	0.250	Laboratory Technician III	\$61,380	\$15,345
1156	F	0.250	Professor	\$101,232	\$25,308
1157	S	0.333	Laboratory Technician III	\$54,636	\$18,212
1158	S	0.333	Laboratory Technician III	\$55,416	\$18,472
1202	F	0.250	Assoc Professor	\$92,880	\$23,220
1299	S	0.167	Laboratory Technician III	\$53,544	\$8,924
1303	S	0.417	Laboratory Technician III	\$62,352	\$25,980
1304	S	0.333	Laboratory Technician III	\$61,656	\$20,552
1485	S	0.333	Laboratory Technician II	\$44,556	\$14,852
2060	S	0.333	Laboratory Technician III	\$53,904	\$17,968
2109	S	0.167	Histotechnologist	\$45,156	\$7,526
2559	S	0.250	Laboratory Technician III	\$55,188	\$13,797
Admin:	0.000	Staff:	3.083	Admin Pro:	0.000
Faculty:	0.500	Acad Pro:	0.000	Contract:	0.000
					\$216,784

Position	Type	FTE	Title	Salary	Budget
4160	15994	EFNEP-Paraprofessional		10EFNEPPARA	
3044	S	0.100	Coord, Marketing	\$40,644	\$1,017
3055	S	0.100	Project Coordinator, Assistant	\$31,824	\$796
4755	S	0.250	Cent\$ibleNutritionProgramCoord	\$39,132	\$2,446
4803	S	0.127	Cent\$ibleNutritionProgramCd,Sr	\$42,252	\$1,370
6061	S	0.250	Cent\$ibleNutritionProgramCoord	\$29,472	\$1,842
6603	S	0.500	Cent\$ibleNutritionProgram Asst	\$27,144	\$3,393
6613	S	0.500	Cent\$ibleNutritionProgram Asst	\$25,200	\$3,150
Admin:	0.000	Staff:	1.827	Admin Pro:	0.000
Faculty:	0.000	Acad Pro:	0.000	Contract:	0.000
					\$14,014
4160	15995	EFNEP Professional		11EFNEPPRO	
2240	A	0.250	Dir/Extension Educator,Sr	\$88,776	\$22,194
4346	P	0.100	Extension Educator,Asst	\$63,072	\$1,577
4803	S	0.127	Cent\$ibleNutritionProgramCd,Sr	\$42,252	\$1,370
6061	S	0.250	Cent\$ibleNutritionProgramCoord	\$29,472	\$1,842
Admin:	0.250	Staff:	0.377	Admin Pro:	0.000
Faculty:	0.000	Acad Pro:	0.100	Contract:	0.000
					\$26,983
4400	16119	Person, H T Fund			
4444	A	1.000	H.T. Person Chair	\$127,956	\$127,956
Admin:	1.000	Staff:	0.000	Admin Pro:	0.000
Faculty:	0.000	Acad Pro:	0.000	Contract:	0.000
					\$127,956

Position	Type	FTE	Title	Salary	Budget	
1900	16336	Salary Handling				
4061	P	0.850	Research Scientist, Asst	\$34,056	\$28,948	
4314	P	0.869	Research Scientist, Asst	\$49,284	\$42,850	
4333	P	0.500	Research Scientist, Asst	\$42,468	\$21,234	
4379	P	0.500	Research Scientist, Assoc	\$46,068	\$23,034	
4384	P	0.500	Research Scientist	\$40,020	\$20,010	
4385	S	0.500	Associate Director, WYNDD	\$56,508	\$28,254	
4386	P	0.500	Research Scientist, Assoc	\$50,292	\$25,146	
4393	P	0.850	Research Scientist, Asst	\$40,008	\$34,007	
4705	P	1.000	Research Scientist, Asst	\$21,840	\$21,840	
4843	P	0.855	Research Scientist, Sr	\$43,008	\$36,777	
4987	P	1.000	Research Scientist	\$47,004	\$47,004	
Admin:	0.000	Staff:	0.500	Admin Pro:	0.000	\$329,104
Faculty:	0.000	Acad Pro:	7.424	Contract:	0.000	
1700	16408	Isotope Facility				
2164	S	0.038	Laboratory Technician I	\$39,708	\$1,537	
Admin:	0.000	Staff:	0.038	Admin Pro:	0.000	\$1,537
Faculty:	0.000	Acad Pro:	0.000	Contract:	0.000	
1700	16422	Copy Center				
4162	S	1.000	Manager, Retail Operations	\$38,172	\$38,172	
Admin:	0.000	Staff:	1.000	Admin Pro:	0.000	\$38,172
Faculty:	0.000	Acad Pro:	0.000	Contract:	0.000	

Position	Type	FTE	Title	Salary	Budget	
1500	16467	WWAMI Release Time				
4174	P	1.000	Research Scientist, Asst	\$39,504	\$39,504	
4837	P	1.000	Research Scientist, Asst	\$43,608	\$43,608	
Admin:	0.000	Staff:	0.000	Admin Pro:	0.000	
Faculty:	0.000	Acad Pro:	2.000	Contract:	0.000	
					\$83,112	
1501	16524	I/C WYNDD				
2516	A	0.100	Director	\$75,576	\$7,558	
4061	P	0.100	Research Scientist, Asst	\$34,056	\$3,406	
4314	P	0.081	Research Scientist, Asst	\$49,284	\$3,970	
4393	P	0.100	Research Scientist, Asst	\$40,008	\$4,001	
4763	S	0.500	Office Associate	\$36,300	\$18,150	
4843	P	0.100	Research Scientist,Sr	\$43,008	\$4,301	
Admin:	0.100	Staff:	0.500	Admin Pro:	0.000	
Faculty:	0.000	Acad Pro:	0.381	Contract:	0.000	
					\$41,386	
4400	16599	Simpson,Alan K. Inst Western				
4302	F	0.727	Archivist,Associate ETT	\$44,280	\$32,212	
Admin:	0.000	Staff:	0.000	Admin Pro:	0.000	
Faculty:	0.727	Acad Pro:	0.000	Contract:	0.000	
					\$32,212	
1301	16707	Director's Office				
4016	S	1.000	Staff Assistant	\$41,976	\$41,976	
4142	S	0.500	Coord, Area Public Relations	\$44,256	\$22,128	
4252	A	0.670	ExDir,ResLife&DiningSvcs&WyUn	\$110,004	\$73,703	

Position	Type	FTE	Title	Salary	Budget	
1301	16707	Director's Office				
4257	S	1.000	Asst Dir, Res Life & Din Svcs	\$0	\$56,424	
4449	S	0.750	Office Associate, Senior	\$37,596	\$28,197	
Admin:	0.670	Staff:	3.250	Admin Pro:	0.000	\$222,428
Faculty:	0.000	Acad Pro:	0.000	Contract:	0.000	
1301	16709	Apartment Administration				
4256	S	1.000	Asst Dir, Res Life & Din Svcs	\$0	\$55,344	
Admin:	0.000	Staff:	1.000	Admin Pro:	0.000	\$55,344
Faculty:	0.000	Acad Pro:	0.000	Contract:	0.000	
1301	16711	Finance & Facilities Admin				
4130	S	0.750	Assoc Dir, Res Life & Dining Svc	\$71,760	\$53,820	
4150	S	0.300	Residence Coordinator, RLDS	\$0	\$15,179	
4183	S	0.900	Mgr, Facilities/Grounds	\$38,172	\$34,355	
4249	S	0.950	Mgr, Facilities Operations	\$50,556	\$48,029	
Admin:	0.000	Staff:	2.900	Admin Pro:	0.000	\$151,383
Faculty:	0.000	Acad Pro:	0.000	Contract:	0.000	
1301	16712	Residence Hall Custodial				
4000	S	1.000	Asst Supv, Facilities/Grounds	\$31,188	\$31,188	
4018	S	1.000	Facilities/Grounds Attendant	\$21,804	\$21,804	
4021	S	1.000	Facilities/Grounds Attend II	\$26,472	\$26,472	
4111	S	1.000	Facilities/Grounds Attendant	\$21,804	\$21,804	
4118	S	1.000	Facilities/Grounds Attendant	\$23,496	\$23,496	
4119	S	1.000	Facilities/Grounds Assistant	\$0	\$20,748	

Position	Type	FTE	Title	Salary	Budget	
1301	16712	Residence Hall Custodial				
4120	S	1.000	Facilities/Grounds Attendant	\$21,804	\$21,804	
4122	S	1.000	Facilities/Grounds Attend II	\$25,536	\$25,536	
4126	S	1.000	Facilities/Grounds Attend,Sr	\$27,948	\$27,948	
4128	S	1.000	Supv, Facilities/Grounds	\$36,840	\$36,840	
4129	S	1.000	Facilities/Grounds Attendant	\$0	\$22,680	
4132	S	1.000	Facilities/Grounds Attend II	\$26,472	\$26,472	
4133	S	1.000	Facilities/Grounds Attendant	\$21,804	\$21,804	
4134	S	1.000	Facilities/Grounds Attendant	\$0	\$21,804	
4135	S	0.900	Mt/Eq/Pesticide Technician	\$38,280	\$34,452	
4158	S	1.000	Facilities/Grounds Attendant	\$22,716	\$22,716	
4159	S	1.000	Facilities/Grounds Attendant	\$22,680	\$22,680	
4160	S	1.000	Facilities/Grounds Attend II	\$25,140	\$25,140	
4163	S	1.000	Facilities/Grounds Attend II	\$26,604	\$26,604	
4167	S	1.000	Facilities/Grounds Attend II	\$26,604	\$26,604	
4168	S	1.000	Facilities/Grounds Attendant	\$22,680	\$22,680	
4169	S	1.000	Asst Supv, Facilities/Grounds	\$0	\$30,288	
4170	S	1.000	Facilities/Grounds Attendant	\$0	\$21,804	
4171	S	1.000	Asst Supv, Facilities/Grounds	\$30,192	\$30,192	
4173	S	1.000	Supv, Facilities/Grounds	\$32,160	\$32,160	
4177	S	1.000	Facilities/Grounds Attend II	\$25,992	\$25,992	
4178	S	1.000	Facilities/Grounds Attendant	\$24,264	\$24,264	
4179	S	1.000	Facilities/Grounds Attendant	\$23,304	\$23,304	
4182	S	1.000	Facilities/Grounds Attend II	\$25,140	\$25,140	
4235	S	1.000	Asst Supv, Facilities/Grounds	\$34,752	\$34,752	
4239	S	1.000	Facilities/Grounds Attendant	\$21,804	\$21,804	
4448	S	1.000	Asst Supv, Facilities/Grounds	\$27,900	\$27,900	
4450	S	1.000	Facilities/Grounds Attendant	\$23,412	\$23,412	
4456	S	1.000	Facilities/Grounds Attendant	\$21,804	\$21,804	
4562	S	1.000	Facilities/Grounds Attendant	\$21,804	\$21,804	
Admin:	0.000	Staff:	34.900	Admin Pro:	0.000	\$895,896
Faculty:	0.000	Acad Pro:	0.000	Contract:	0.000	

Position	Type	FTE	Title	Salary	Budget	
1301	16713	Maintenance				
4051	S	0.950	Coord, Facilities Services	\$37,896	\$36,002	
4161	S	0.950	Facilities Specialist	\$30,168	\$28,660	
4164	S	0.950	Facilities Specialist	\$30,168	\$28,660	
4186	S	0.950	Facilities Specialist	\$30,168	\$28,660	
4216	S	0.950	Asst Mgr, Facilities/Grounds	\$40,248	\$38,236	
4222	S	0.950	Facilities Specialist	\$33,204	\$31,544	
4368	S	0.950	Facilities Specialist	\$32,676	\$31,043	
4540	S	0.950	Facilities Specialist	\$33,036	\$31,385	
Admin:	0.000	Staff:	7.600	Admin Pro:	0.000	\$254,190
Faculty:	0.000	Acad Pro:	0.000	Contract:	0.000	
1301	16721	Residence Life				
4254	S	1.000	Area Coord,Res Life&DiningSvcs	\$0	\$36,312	
4255	S	1.000	Area Coordinator, Senior, RLDS	\$0	\$41,208	
4258	S	1.000	Assoc Dir,Res Life &Dining Svc	\$70,776	\$70,776	
4375	S	1.000	Office Associate	\$0	\$30,168	
4404	S	1.000	Area Coord,Res Life&DiningSvcs	\$0	\$32,628	
4407	S	1.000	Area Coord,Res Life&DiningSvcs	\$0	\$34,668	
Admin:	0.000	Staff:	6.000	Admin Pro:	0.000	\$245,760
Faculty:	0.000	Acad Pro:	0.000	Contract:	0.000	
1301	16722	Conference Operations				
4463	S	1.000	Coord, Conferences & Marketing	\$42,924	\$42,924	
Admin:	0.000	Staff:	1.000	Admin Pro:	0.000	\$42,924
Faculty:	0.000	Acad Pro:	0.000	Contract:	0.000	

Position	Type	FTE	Title	Salary	Budget
1700	16758	Renewable Resources Reimburse			
0233	F	0.083	Professor	\$77,604	\$6,467
Admin:	0.000	Staff:	0.000	Admin Pro:	0.000
Faculty:	0.083	Acad Pro:	0.000	Contract:	0.000
					\$6,467
4400	16835	Solomon D.Trujillo Ctr E-Bus			
0491	P	1.000	Lecturer,Asst	\$42,084	\$42,084
Admin:	0.000	Staff:	0.000	Admin Pro:	0.000
Faculty:	0.000	Acad Pro:	1.000	Contract:	0.000
					\$42,084
1700	16879	Campus Rec Empl Salarie/Ben			
4088	S	1.000	Accounting Associate, Senior	\$32,160	\$32,160
4432	S	1.000	Business Manager	\$45,024	\$45,024
4434	S	1.000	Coord, Student Activities/Prog	\$41,400	\$41,400
4436	A	1.000	Director	\$79,044	\$79,044
4481	S	1.000	Asst Dir, Campus Recreation	\$47,652	\$47,652
4494	S	1.000	Coord, Student Activities/Prog	\$0	\$43,824
4495	S	1.000	Project Coordinator, Assistant	\$34,296	\$34,296
4541	S	1.000	Coord, Student Activities/Prog	\$42,624	\$42,624
Admin:	1.000	Staff:	7.000	Admin Pro:	0.000
Faculty:	0.000	Acad Pro:	0.000	Contract:	0.000
					\$366,024

Position	Type	FTE	Title	Salary	Budget	
1800	16901	IKON Exclusive Copier/Printer				
4041	S	1.000	Mgr,University Copier Services	\$49,932	\$49,932	
Admin:	0.000	Staff:	1.000	Admin Pro:	0.000	\$49,932
Faculty:	0.000	Acad Pro:	0.000	Contract:	0.000	
1700	16912	Student Health Wellness				
0627	S	0.500	Mental Health Counselor	\$41,400	\$20,700	
1728	S	0.500	Office Associate, Senior	\$33,852	\$16,926	
6181	S	0.500	Mental Health Counselor	\$36,648	\$18,324	
6387	S	0.500	Mental Health Counselor	\$38,220	\$19,110	
Admin:	0.000	Staff:	2.000	Admin Pro:	0.000	\$75,060
Faculty:	0.000	Acad Pro:	0.000	Contract:	0.000	
4400	16927	Gardner Chair in Physiology				
4761	F	0.750	Asst Professor	\$70,008	\$52,506	
4799	F	0.750	Asst Professor	\$70,008	\$52,506	
Admin:	0.000	Staff:	0.000	Admin Pro:	0.000	\$105,012
Faculty:	1.500	Acad Pro:	0.000	Contract:	0.000	
1309	16930	FCS-Child Development Lab				
6050	P	1.000	Lecturer,Asst	\$30,060	\$30,060	
6075	P	1.000	Lecturer,Asst	\$25,308	\$25,308	

Position	Type	FTE	Title	Salary	Budget	
1309	16930	FCS-Child Development Lab				
6077	P	1.000	Lecturer,Asst	\$28,344	\$28,344	
6134	P	0.083	Lecturer,Asst	\$25,308	\$2,109	
Admin:	0.000	Staff:	0.000	Admin Pro:	0.000	
Faculty:	0.000	Acad Pro:	3.083	Contract:	0.000	
					\$85,821	
1700	16961	Nursing Outreach Program				
2096	P	0.693	Lecturer,Asst	\$53,004	\$36,709	
4131	S	0.500	Cred Analyst/Academic Advisor	\$38,172	\$19,086	
4139	P	1.000	Lecturer,Sr	\$65,004	\$65,004	
4323	S	1.000	Office Associate	\$30,168	\$30,168	
Admin:	0.000	Staff:	1.500	Admin Pro:	0.000	
Faculty:	0.000	Acad Pro:	1.693	Contract:	0.000	
					\$150,967	
1600	17019	Ruckelshaus,William D. IENR				
4049	P	0.500	Research Scientist, Asst	\$42,000	\$21,000	
Admin:	0.000	Staff:	0.000	Admin Pro:	0.000	
Faculty:	0.000	Acad Pro:	0.500	Contract:	0.000	
					\$21,000	
1800	17083	Fleet Operations-Car Pool				
4089	S	1.000	Manager, Fleet Services	\$50,172	\$50,172	
4318	S	0.100	Automotive Service Writer	\$39,348	\$3,935	

Position	Type	FTE	Title	Salary	Budget	
1800	17083	Fleet Operations-Car Pool				
4372	S	1.000	Office Associate	\$36,156	\$36,156	
4809	S	0.500	Accounting Associate	\$30,036	\$15,018	
Admin:	0.000	Staff:	2.600	Admin Pro:	0.000	\$105,281
Faculty:	0.000	Acad Pro:	0.000	Contract:	0.000	
1900	17121	WIND Salary Handling				
0802	A	0.074	Director/Professor	\$108,000	\$7,961	
4609	S	1.000	Office Associate	\$35,736	\$35,736	
4624	P	1.000	Lecturer,Assoc	\$85,656	\$85,656	
4699	S	1.000	Accountant	\$45,192	\$45,192	
4870	P	1.000	Lecturer,Asst	\$56,028	\$56,028	
Admin:	0.074	Staff:	2.000	Admin Pro:	0.000	\$230,573
Faculty:	0.000	Acad Pro:	2.000	Contract:	0.000	
4400	17122	Eldon and Beverly Spicer Chair				
1426	F	0.356	Spicer Wyoming ExcellenceChair	\$120,000	\$42,720	
Admin:	0.000	Staff:	0.000	Admin Pro:	0.000	\$42,720
Faculty:	0.356	Acad Pro:	0.000	Contract:	0.000	
1700	17198	Dean of Students Special Proj				
0956	S	0.474	Asst Dean Of Students	\$66,120	\$31,321	
Admin:	0.000	Staff:	0.474	Admin Pro:	0.000	\$31,321
Faculty:	0.000	Acad Pro:	0.000	Contract:	0.000	

Position	Type	FTE	Title	Salary	Budget	
1700	17204	UW Golf Course Concessions				
0391	C	0.054	Hd Men&Women Golf/Dir Golf Ops	\$124,212	\$6,684	
Admin:	0.000	Staff:	0.000	Admin Pro:	0.000	
Faculty:	0.000	Acad Pro:	0.000	Contract:	0.054	
					\$6,684	
1301	17222	Business-Residence Life				
4057	S	0.500	Property Manager	\$0	\$17,244	
4140	S	0.500	Office Associate, Senior	\$38,316	\$19,158	
4147	S	0.500	Assoc Dir, Business Operations	\$70,776	\$35,388	
4251	S	0.500	Accounting Associate, Senior	\$35,700	\$17,850	
4452	S	0.400	Accounting Associate	\$29,424	\$11,770	
Admin:	0.000	Staff:	2.400	Admin Pro:	0.000	
Faculty:	0.000	Acad Pro:	0.000	Contract:	0.000	
					\$101,410	
1301	17223	Administrative-Residence Life				
4003	S	0.500	Office Associate	\$0	\$15,084	
4009	S	0.750	Coordinator, UW Apartments	\$0	\$27,405	
4410	S	0.670	Office Associate	\$33,660	\$22,549	
4572	S	1.000	Office Associate	\$30,168	\$30,168	
Admin:	0.000	Staff:	2.920	Admin Pro:	0.000	
Faculty:	0.000	Acad Pro:	0.000	Contract:	0.000	
					\$95,206	
1700	17233	MCR-Casper Family Med Residenc				
4030	S	1.000	Nurse, Registered	\$48,000	\$48,000	
4085	P	1.000	Lecturer,Asst	\$62,004	\$62,004	
4087	S	1.000	Accounting Associate	\$31,200	\$31,200	

Position	Type	FTE	Title	Salary	Budget	
1700	17233	MCR-Casper Family Med Residenc				
4148	S	1.000	Physician's Assistant	\$90,000	\$90,000	
4152	S	1.000	Physician's Assistant	\$84,000	\$84,000	
4202	S	1.000	Accounting Associate	\$33,288	\$33,288	
4206	S	1.000	Business Manager	\$50,004	\$50,508	
4274	S	1.000	Office Assistant, Senior	\$40,008	\$40,008	
4319	P	1.000	Lecturer,Asst	\$42,000	\$42,000	
4337	S	1.000	Physician's Assistant	\$80,004	\$80,004	
4382	S	1.000	Physician's Assistant	\$0	\$85,620	
4411	S	1.000	Radiologic Technologist	\$41,604	\$41,604	
4468	S	1.000	Medical Technician	\$0	\$31,200	
4480	S	1.000	Medical Technologist	\$41,400	\$41,400	
4482	P	1.000	Lecturer,Asst	\$40,008	\$40,008	
4496	S	1.000	Office Assistant, Senior	\$26,004	\$26,004	
4504	P	1.000	Resident Pharmacist	\$0	\$41,004	
4523	S	1.000	Office Assistant, Senior	\$24,960	\$24,960	
4538	Z	1.000	Clinic Director	\$90,000	\$90,000	
4551	S	1.000	Nursing Supervisor	\$69,996	\$69,996	
4558	S	1.000	Office Assistant, Senior	\$27,048	\$27,048	
4561	S	1.000	Nurse, Registered	\$48,000	\$48,000	
4566	S	1.000	Nurse, Registered	\$48,000	\$48,000	
4573	S	1.000	Nurse, Licensed Practical	\$41,604	\$41,604	
4577	S	1.000	Nurse, Licensed Practical	\$41,604	\$41,604	
4593	S	1.000	Medical Assistant	\$29,124	\$29,124	
4598	S	1.000	Medical Assistant	\$29,124	\$29,124	
4599	S	1.000	Medical Assistant	\$32,244	\$32,244	
4946	S	1.000	Computer Support Specialist	\$56,004	\$56,004	
4947	S	1.000	Medical Records Technician	\$29,124	\$29,124	
4948	S	1.000	Medical Records Technician	\$27,900	\$27,900	
Admin:	0.000	Staff:	26.000	Admin Pro:	1.000	\$1,462,584
Faculty:	0.000	Acad Pro:	4.000	Contract:	0.000	

Position	Type	FTE	Title	Salary	Budget
4400	17257	Robert B. Berry Distinguished			
1267	F	0.216	Professor	\$125,328	\$27,038
Admin:	0.000	Staff:	0.000	Admin Pro:	0.000
Faculty:	0.216	Acad Pro:	0.000	Contract:	0.000
					\$27,038
4400	17262	Roy L.and Caryl L. Cline			
4308	F	1.000	Professor	\$121,956	\$121,956
Admin:	0.000	Staff:	0.000	Admin Pro:	0.000
Faculty:	1.000	Acad Pro:	0.000	Contract:	0.000
					\$121,956
1500	17284	R/T-Outreach School			
4614	P	0.250	Lecturer,Assoc	\$50,004	\$12,501
4992	F	1.000	Visiting Associate Professor	\$0	\$65,040
Admin:	0.000	Staff:	0.000	Admin Pro:	0.000
Faculty:	1.000	Acad Pro:	0.250	Contract:	0.000
					\$77,541
1318	17324	Parking Operations			
4117	S	0.388	Office Associate	\$30,168	\$11,691
4825	S	1.000	Area Supervisor	\$30,168	\$30,168
Admin:	0.000	Staff:	1.388	Admin Pro:	0.000
Faculty:	0.000	Acad Pro:	0.000	Contract:	0.000
					\$41,859

Position	Type	FTE	Title	Salary	Budget	
1318	17344	Match Reserve				
4117	S	0.123	Office Associate	\$30,168	\$3,696	
4181	S	0.376	Mechanic	\$30,168	\$11,354	
4263	S	0.376	Charter/Bus Driver	\$27,900	\$10,499	
4331	S	0.434	Bus Driver	\$26,700	\$11,599	
4373	S	0.376	Trainer	\$32,628	\$12,278	
4672	S	0.054	Bus Driver	\$27,864	\$1,500	
4724	S	0.434	Bus Driver	\$25,824	\$11,218	
4750	S	0.434	Bus Driver	\$25,824	\$11,218	
4878	S	0.434	Area Supervisor	\$30,168	\$13,105	
6223	S	0.434	Bus Driver	\$18,072	\$7,851	
6445	S	0.434	Bus Driver	\$18,252	\$7,929	
Admin:	0.000	Staff:	3.909	Admin Pro:	0.000	\$102,247
Faculty:	0.000	Acad Pro:	0.000	Contract:	0.000	
1318	17345	Transit Operations				
2564	S	0.100	Mechanic, Master	\$35,292	\$3,530	
4181	S	0.134	Mechanic	\$30,168	\$4,033	
4263	S	0.134	Charter/Bus Driver	\$27,900	\$3,731	
4373	S	0.134	Trainer	\$32,628	\$4,363	
Admin:	0.000	Staff:	0.502	Admin Pro:	0.000	\$15,657
Faculty:	0.000	Acad Pro:	0.000	Contract:	0.000	

Position	Type	FTE	Title	Salary	Budget	
4400	17695	John S. Bugas Gift-Economics				
1074	F	0.055	Professor	\$159,576	\$8,820	
1151	A	0.100	Director/Assoc Professor	\$105,000	\$10,500	
Admin:	0.100	Staff:	0.000	Admin Pro:	0.000	
Faculty:	0.055	Acad Pro:	0.000	Contract:	0.000	
					\$19,320	
1700	17767	Central Energy Plant Local				
4055	S	1.000	Auxiliary Operator	\$39,000	\$39,000	
Admin:	0.000	Staff:	1.000	Admin Pro:	0.000	
Faculty:	0.000	Acad Pro:	0.000	Contract:	0.000	
					\$39,000	
1800	17768	Grounds Services				
4271	S	0.500	Supt,Golf Course Maintenance	\$45,024	\$22,512	
4343	S	0.500	Coordinator,Landscaping Svcs	\$0	\$22,512	
Admin:	0.000	Staff:	1.000	Admin Pro:	0.000	
Faculty:	0.000	Acad Pro:	0.000	Contract:	0.000	
					\$45,024	
1800	17769	Project Management				
0309	S	0.500	Project Manager, Senior	\$64,632	\$32,316	
1388	S	0.500	Project Manager	\$57,816	\$28,908	
Admin:	0.000	Staff:	1.000	Admin Pro:	0.000	
Faculty:	0.000	Acad Pro:	0.000	Contract:	0.000	
					\$61,224	

Position	Type	FTE	Title	Salary	Budget	
1800	17771	Preventive Maintenance Local				
4054	S	1.000	Preventive Mt Technician	\$32,628	\$32,628	
4400	S	1.000	Preventive Mt Technician	\$0	\$32,628	
4401	S	1.000	Preventive Mt Technician	\$32,628	\$32,628	
Admin:	0.000	Staff:	3.000	Admin Pro:	0.000	\$97,884
Faculty:	0.000	Acad Pro:	0.000	Contract:	0.000	
1800	17773	Custodial Services Local				
4086	S	1.000	Facilities/Grounds Assistant	\$20,772	\$20,772	
4094	S	1.000	Facilities/Grounds Attendant	\$22,512	\$22,512	
4392	S	1.000	Facilities/Grounds Attend II	\$26,304	\$26,304	
Admin:	0.000	Staff:	3.000	Admin Pro:	0.000	\$69,588
Faculty:	0.000	Acad Pro:	0.000	Contract:	0.000	
1800	17775	Equipment Services				
4024	S	1.000	Construction Laborer	\$25,824	\$26,556	
4050	S	1.000	Construction Laborer	\$25,824	\$25,824	
4066	S	1.000	Construction Laborer	\$25,824	\$25,824	
4069	S	1.000	Construction Laborer	\$26,892	\$26,892	
4079	S	1.000	Construction Laborer, Senior	\$0	\$27,900	
4228	S	1.000	Construction Laborer	\$0	\$25,824	
4310	S	1.000	Construction Laborer, Senior	\$0	\$27,900	
4414	S	1.000	Construction Laborer	\$27,504	\$27,504	
4416	S	1.000	Construction Laborer	\$25,824	\$25,824	
Admin:	0.000	Staff:	9.000	Admin Pro:	0.000	\$240,048
Faculty:	0.000	Acad Pro:	0.000	Contract:	0.000	

Position	Type	FTE	Title	Salary	Budget
1800	17787	Waste Services			
4077	S	1.000	Sanitation Truck Operator	\$27,900	\$27,900
4083	S	1.000	Sanitation Truck Operator	\$28,920	\$28,920
Admin:	0.000	Staff:	2.000	Admin Pro:	0.000
Faculty:	0.000	Acad Pro:	0.000	Contract:	0.000
					\$56,820
4400	17791	Williams, Carl Prof Law Ethics			
1644	F	0.084	Distinguished Professor	\$143,184	\$12,001
Admin:	0.000	Staff:	0.000	Admin Pro:	0.000
Faculty:	0.084	Acad Pro:	0.000	Contract:	0.000
					\$12,001
4400	17792	Williams, Carl Prof Law&Soc			
0796	F	0.082	Distinguished Professor	\$147,000	\$12,000
Admin:	0.000	Staff:	0.000	Admin Pro:	0.000
Faculty:	0.082	Acad Pro:	0.000	Contract:	0.000
					\$12,000
1500	17794	R/T Ctr Cardiovascular Researc			
4757	P	1.000	Lecturer,Asst	\$0	\$32,760
4768	P	0.500	Research Scientist, Asst	\$23,664	\$11,832
Admin:	0.000	Staff:	0.000	Admin Pro:	0.000
Faculty:	0.000	Acad Pro:	1.500	Contract:	0.000
					\$44,592

Position	Type	FTE	Title	Salary	Budget	
1700	17801	Outreach Tech Svc Salary Acct				
4594	S	1.000	Producer/Director, BrdcstMedia	\$50,976	\$50,976	
4595	S	1.000	Producer/Director, BrdcstMedia	\$50,904	\$50,904	
4596	S	1.000	Mgr,Outreach VideoConferencing	\$50,412	\$50,412	
4597	S	1.000	Producer/Director, BrdcstMedia	\$50,052	\$50,052	
4945	S	1.000	Audiovisual/Video Confer Oper	\$35,292	\$35,292	
Admin:	0.000	Staff:	5.000	Admin Pro:	0.000	
Faculty:	0.000	Acad Pro:	0.000	Contract:	0.000	
					\$237,636	
4400	17856	True,H.A.Chair Petr/Nat Gas				
0467	A	0.576	True Chair, Energy Economics	\$147,564	\$85,021	
Admin:	0.576	Staff:	0.000	Admin Pro:	0.000	
Faculty:	0.000	Acad Pro:	0.000	Contract:	0.000	
					\$85,021	
1701	17874	BOCES Science Education				
4279	F	1.000	Temporary Asst Professor	\$62,952	\$62,952	
Admin:	0.000	Staff:	0.000	Admin Pro:	0.000	
Faculty:	1.000	Acad Pro:	0.000	Contract:	0.000	
					\$62,952	
1302	18086	Book and Bean				
4149	S	0.100	Manager, Retail Operations	\$41,592	\$4,160	
4253	S	0.500	Asst Dir, Dining Services	\$57,000	\$28,500	

Position	Type	FTE	Title	Salary	Budget	
1302	18086	Book and Bean				
4358	S	0.090	Cook, Senior	\$24,036	\$2,164	
4579	S	0.150	Asst Manager, Dining Services	\$38,844	\$5,827	
Admin:	0.000	Staff:	0.840	Admin Pro:	0.000	
Faculty:	0.000	Acad Pro:	0.000	Contract:	0.000	
					\$40,651	
1700	18100	ED/Teaching Residency				
1440	P	0.500	Lecturer,Asst	\$46,632	\$23,316	
4422	P	1.000	Lecturer,Asst	\$46,632	\$46,632	
Admin:	0.000	Staff:	0.000	Admin Pro:	0.000	
Faculty:	0.000	Acad Pro:	1.500	Contract:	0.000	
					\$69,948	
1600	18129	Haub,Helga Otto Sch Env Nat Re				
4082	Z	0.500	Administrative Associate	\$28,116	\$14,058	
4395	S	0.500	Coord, Student Advising	\$38,172	\$19,086	
Admin:	0.000	Staff:	0.500	Admin Pro:	0.500	
Faculty:	0.000	Acad Pro:	0.000	Contract:	0.000	
					\$33,144	
1700	18161	Backyards&Barnyards Newsletter				
1651	P	0.109	Extension Educator,Asst	\$53,748	\$5,877	
Admin:	0.000	Staff:	0.000	Admin Pro:	0.000	
Faculty:	0.000	Acad Pro:	0.109	Contract:	0.000	
					\$5,877	

Position	Type	FTE	Title	Salary	Budget
1302	18188		Washakie Dining Center		
4023	S	1.000	Materials Handler	\$0	\$23,172
4035	S	1.000	Food Service Attendant, Sr	\$0	\$22,824
4047	S	1.000	Chef	\$51,264	\$51,264
4090	S	1.000	Asst Manager, Dining Services	\$38,040	\$38,040
4124	S	1.000	Food Service Attendant	\$20,004	\$20,004
4136	S	1.000	Facilities/Grounds Attendant	\$23,172	\$23,172
4137	S	1.000	Manager, Dining Services	\$50,460	\$50,460
4143	S	1.000	Asst Dir, Dining Services	\$60,744	\$60,744
4176	S	1.000	Cook, Senior	\$24,036	\$24,036
4180	S	1.000	Food Service Attendant	\$20,004	\$20,004
4221	S	1.000	Asst Manager, Dining Services	\$38,328	\$38,328
4229	S	1.000	Office Assistant, Senior	\$29,724	\$29,724
4237	S	1.000	Baker	\$21,804	\$21,804
4238	S	1.000	Materials Handler	\$23,664	\$23,664
4269	S	1.000	Food Service Attendant, Sr	\$23,172	\$23,172
4270	S	1.000	Food Service Attendant	\$20,004	\$20,004
4313	S	1.000	Materials Handler	\$0	\$22,644
4316	S	1.000	Computer Support Specialist	\$48,516	\$48,516
4332	S	1.000	Asst Manager, Dining Services	\$38,028	\$38,028
4367	A	1.000	Director, Dining Services	\$88,872	\$88,872
4451	S	1.000	Baker	\$21,804	\$21,804
4479	S	1.000	Manager,Senior,Dining Services	\$62,040	\$62,040
4533	S	1.000	Food Service Attendant, Sr	\$23,244	\$23,244
4552	S	1.000	Cook, Senior	\$24,036	\$24,036
4553	S	1.000	Cook	\$20,772	\$20,772
4554	S	1.000	Cook	\$21,660	\$21,660
4563	S	1.000	Cook	\$0	\$20,772
4567	S	1.000	Cook	\$22,680	\$22,680
4571	S	1.000	Food Service Attendant, Sr	\$23,304	\$23,304
4580	S	1.000	Area Supervisor	\$32,016	\$32,016
4581	S	1.000	Area Supervisor	\$32,016	\$32,016
4582	S	1.000	Cook	\$20,772	\$20,772

Position	Type	FTE	Title	Salary	Budget	
1302	18188	Washakie Dining Center				
4584	S	1.000	Materials Handler	\$22,644	\$22,644	
4585	S	1.000	Baker	\$23,076	\$23,076	
6038	S	1.000	Food Service Attendant	\$13,740	\$13,740	
6040	S	1.000	Food Service Attendant	\$17,712	\$17,712	
6114	S	1.000	Cook	\$19,836	\$19,836	
6115	S	1.000	Cook	\$19,644	\$19,644	
6117	S	1.000	Cook	\$19,644	\$19,644	
6126	S	1.000	Food Service Attendant	\$18,912	\$18,912	
6202	S	1.000	Food Service Attendant	\$18,948	\$18,948	
6203	S	1.000	Food Service Attendant	\$17,712	\$17,712	
6393	S	1.000	Facilities/Grounds Attendant	\$0	\$23,172	
Admin:	1.000	Staff:	42.000	Admin Pro:	0.000	
Faculty:	0.000	Acad Pro:	0.000	Contract:	0.000	
					\$1,228,632	
1302	18189	Ross Hall Cafeteria				
4039	S	1.000	Area Supervisor	\$30,168	\$30,168	
6412	S	1.000	Asst Manager, Dining Services	\$0	\$37,548	
Admin:	0.000	Staff:	2.000	Admin Pro:	0.000	
Faculty:	0.000	Acad Pro:	0.000	Contract:	0.000	
					\$67,716	
1302	18191	Catering				
4154	S	1.000	Executive Chef	\$58,848	\$58,848	
4199	S	1.000	Cook, Senior	\$24,036	\$24,036	
4366	S	1.000	Assistant Manager, Catering	\$41,400	\$41,400	
4377	S	1.000	Mgr, Catering Services	\$58,116	\$58,116	
4476	S	1.000	Area Coordinator, RLDS	\$0	\$36,960	
4560	S	1.000	Cook, Senior	\$24,036	\$24,036	

Position	Type	FTE	Title	Salary	Budget
1302	18191		Catering		
6130	S	1.000	Cook	\$0	\$20,052
6333	S	1.000	Cook	\$20,124	\$20,124
Admin:	0.000	Staff:	8.000	Admin Pro:	0.000
Faculty:	0.000	Acad Pro:	0.000	Contract:	0.000
					\$283,572
1302	18194		Dining Services Administration		
4003	S	0.500	Office Associate	\$0	\$15,084
4009	S	0.250	Coordinator, UW Apartments	\$0	\$9,135
4051	S	0.050	Coord, Facilities Services	\$37,896	\$1,895
4057	S	0.500	Property Manager	\$0	\$17,244
4123	S	1.000	Nutrition Info Specialist	\$45,024	\$45,024
4130	S	0.250	Assoc Dir, Res Life & Dining Svc	\$71,760	\$17,940
4135	S	0.100	Mt/Eq/Pesticide Technician	\$38,280	\$3,828
4140	S	0.500	Office Associate, Senior	\$38,316	\$19,158
4142	S	0.500	Coord, Area Public Relations	\$44,256	\$22,128
4147	S	0.500	Assoc Dir, Business Operations	\$70,776	\$35,388
4150	S	0.700	Residence Coordinator, RLDS	\$0	\$35,426
4157	S	1.000	Accounting Associate	\$25,824	\$25,824
4161	S	0.050	Facilities Specialist	\$30,168	\$1,509
4164	S	0.050	Facilities Specialist	\$30,168	\$1,509
4183	S	0.100	Mgr, Facilities/Grounds	\$38,172	\$3,818
4186	S	0.050	Facilities Specialist	\$30,168	\$1,509
4216	S	0.050	Asst Mgr, Facilities/Grounds	\$40,248	\$2,013
4222	S	0.050	Facilities Specialist	\$33,204	\$1,661
4249	S	0.050	Mgr, Facilities Operations	\$50,556	\$2,528
4251	S	0.500	Accounting Associate, Senior	\$35,700	\$17,850
4252	A	0.330	ExDir, ResLife&DiningSvcs&WyUn	\$110,004	\$36,302
4368	S	0.050	Facilities Specialist	\$32,676	\$1,634
4410	S	0.330	Office Associate	\$33,660	\$11,112

Position	Type	FTE	Title	Salary	Budget	
1302	18194	Dining Services Administration				
4418	S	1.000	Office Associate	\$0	\$33,708	
4449	S	0.250	Office Associate, Senior	\$37,596	\$9,400	
4452	S	0.600	Accounting Associate	\$29,424	\$17,655	
4540	S	0.050	Facilities Specialist	\$33,036	\$1,652	
Admin:	0.330	Staff:	9.030	Admin Pro:	0.000	\$391,934
Faculty:	0.000	Acad Pro:	0.000	Contract:	0.000	
1400	18204	Students Attorney Program				
4477	S	1.000	Students' Attorney	\$55,848	\$55,848	
Admin:	0.000	Staff:	1.000	Admin Pro:	0.000	\$55,848
Faculty:	0.000	Acad Pro:	0.000	Contract:	0.000	
1319	18643	Golf Course Pro Shop				
0391	C	0.172	Hd Men&Women Golf/Dir Golf Ops	\$124,212	\$21,356	
Admin:	0.000	Staff:	0.000	Admin Pro:	0.000	\$21,356
Faculty:	0.000	Acad Pro:	0.000	Contract:	0.172	
1700	18653	BRAND BSN Program				
4001	P	1.000	Lecturer,Assoc	\$72,000	\$72,000	
4532	P	1.000	Lecturer,Asst	\$62,004	\$62,004	
4798	S	1.000	Office Associate	\$35,484	\$35,484	
Admin:	0.000	Staff:	1.000	Admin Pro:	0.000	\$169,488
Faculty:	0.000	Acad Pro:	2.000	Contract:	0.000	

Position	Type	FTE	Title	Salary	Budget	
1700	18667	Exec MBA Program Business				
0281	A	1.000	Dir, Johnson Career Center	\$92,364	\$92,364	
0506	F	1.000	BillDanielsChair of BusinessEt	\$148,428	\$148,428	
0507	A	0.500	MBA Director	\$125,004	\$62,502	
4530	A	1.000	Asst Dean	\$115,008	\$115,008	
Admin:	2.500	Staff:	0.000	Admin Pro:	0.000	
Faculty:	1.000	Acad Pro:	0.000	Contract:	0.000	
					\$418,302	
1800	19079	Mechanical Trades				
4415	S	1.000	Construction Laborer, Senior	\$28,908	\$28,908	
4446	S	1.000	Construction Laborer, Senior	\$27,900	\$27,900	
Admin:	0.000	Staff:	2.000	Admin Pro:	0.000	
Faculty:	0.000	Acad Pro:	0.000	Contract:	0.000	
					\$56,808	
1800	19080	Electrical Shop				
4052	S	1.000	Electrician	\$48,912	\$48,912	
4056	S	1.000	Electrician	\$48,120	\$48,120	
4070	S	1.000	Electrician	\$42,564	\$42,564	
4080	S	1.000	Electrician	\$41,400	\$41,400	
4210	S	1.000	Electrician	\$49,272	\$49,272	
Admin:	0.000	Staff:	5.000	Admin Pro:	0.000	
Faculty:	0.000	Acad Pro:	0.000	Contract:	0.000	
					\$230,268	

Position	Type	FTE	Title	Salary	Budget
1800	19081	Controls Shop			
4071	S	1.000	Refrigeration/Appliance Tech	\$42,396	\$42,396
Admin:	0.000	Staff:	1.000	Admin Pro:	0.000
Faculty:	0.000	Acad Pro:	0.000	Contract:	0.000
					\$42,396
1800	19082	Structural Trades			
4103	S	1.000	Construction Laborer, Senior	\$28,860	\$28,860
4298	S	1.000	Construction Laborer, Senior	\$27,900	\$27,900
Admin:	0.000	Staff:	2.000	Admin Pro:	0.000
Faculty:	0.000	Acad Pro:	0.000	Contract:	0.000
					\$56,760
1800	19083	Carpentry Shop			
4067	S	1.000	Carpenter	\$36,876	\$36,876
4072	S	1.000	Carpenter	\$0	\$35,292
4073	S	1.000	Institutional Locksmith	\$0	\$32,628
4394	S	1.000	Carpenter	\$38,484	\$38,484
4399	S	1.000	Institutional Locksmith	\$0	\$32,628
Admin:	0.000	Staff:	5.000	Admin Pro:	0.000
Faculty:	0.000	Acad Pro:	0.000	Contract:	0.000
					\$175,908

Position	Type	FTE	Title	Salary	Budget
1800	19084	Paint Shop			
4027	S	1.000	Painter	\$31,812	\$31,812
4059	S	1.000	Painter	\$30,168	\$30,168
4074	S	1.000	Painter	\$33,900	\$33,900
Admin:	0.000	Staff:	3.000	Admin Pro:	0.000
Faculty:	0.000	Acad Pro:	0.000	Contract:	0.000
					\$95,880
1800	19086	Plumbing Shop			
4058	S	1.000	Plumber/Pipefitter	\$47,304	\$47,304
4060	S	1.000	Plumber/Pipefitter	\$44,496	\$44,496
4064	S	1.000	Plumber/Pipefitter	\$43,392	\$43,392
4065	S	1.000	Plumber/Pipefitter	\$41,400	\$41,400
4084	S	1.000	Plumber/Pipefitter	\$44,952	\$44,952
Admin:	0.000	Staff:	5.000	Admin Pro:	0.000
Faculty:	0.000	Acad Pro:	0.000	Contract:	0.000
					\$221,544
1302	19287	ELEMENTS			
4260	S	1.000	Area Supervisor	\$30,924	\$30,924
Admin:	0.000	Staff:	1.000	Admin Pro:	0.000
Faculty:	0.000	Acad Pro:	0.000	Contract:	0.000
					\$30,924
4400	19295	Exc Fund College Engr			
1875	F	0.053	Assoc Professor	\$77,364	\$4,081
Admin:	0.000	Staff:	0.000	Admin Pro:	0.000
Faculty:	0.053	Acad Pro:	0.000	Contract:	0.000
					\$4,081

Position	Type	FTE	Title	Salary	Budget
4400	19336	E.A. Whitney Professorsip Agric			
4937	F	1.000	Asst Professor	\$65,004	\$65,004
Admin:	0.000	Staff:	0.000	Admin Pro:	0.000
Faculty:	1.000	Acad Pro:	0.000	Contract:	0.000
					\$65,004
4400	19362	Medical Educ Quasi Expendable			
4062	Z	0.600	Dir, Health Prof Recruiting	\$54,000	\$32,400
Admin:	0.000	Staff:	0.000	Admin Pro:	0.600
Faculty:	0.000	Acad Pro:	0.000	Contract:	0.000
					\$32,400
4400	19364	Acad Prgrm Startup Quasi Endow			
4062	Z	0.400	Dir, Health Prof Recruiting	\$54,000	\$21,600
Admin:	0.000	Staff:	0.000	Admin Pro:	0.400
Faculty:	0.000	Acad Pro:	0.000	Contract:	0.000
					\$21,600
4400	19441	Bill Daniels Chr Bus Ethics			
1266	S	0.500	Office Associate	\$31,200	\$15,600
Admin:	0.000	Staff:	0.500	Admin Pro:	0.000
Faculty:	0.000	Acad Pro:	0.000	Contract:	0.000
					\$15,600

Position	Type	FTE	Title	Salary	Budget	
4402	19453	Wy Exc HE - Natural Resources				
1426	F	0.644	Spicer Wyoming ExcellenceChair	\$120,000	\$77,280	
4592	P	1.000	Research Scientist,Assoc	\$45,000	\$45,000	
Admin:	0.000	Staff:	0.000	Admin Pro:	0.000	
Faculty:	0.644	Acad Pro:	1.000	Contract:	0.000	
					\$122,280	
4402	19455	Wy Exc HE - Law				
4548	F	1.000	Visiting Professor	\$60,000	\$120,000	
Admin:	0.000	Staff:	0.000	Admin Pro:	0.000	
Faculty:	1.000	Acad Pro:	0.000	Contract:	0.000	
					\$120,000	
4402	19456	Wy Exc HE - Accounting				
4544	F	1.000	Assoc Professor	\$165,000	\$165,000	
Admin:	0.000	Staff:	0.000	Admin Pro:	0.000	
Faculty:	1.000	Acad Pro:	0.000	Contract:	0.000	
					\$165,000	
4402	19457	Wy Exc HE - Prion Biology				
4214	S	1.000	Laboratory Technician III	\$45,024	\$22,512	
4227	P	1.000	Post Doc Res Assoc	\$45,000	\$22,500	
4543	A	1.000	Wyoming Excellence Chair/Prof	\$150,000	\$150,000	
Admin:	1.000	Staff:	1.000	Admin Pro:	0.000	
Faculty:	0.000	Acad Pro:	1.000	Contract:	0.000	
					\$195,012	

Position	Type	FTE	Title	Salary	Budget
4402	19459	Wy Exc HE - Biomedical Physiol			
4761	F	0.250	Asst Professor	\$70,008	\$17,502
4799	F	0.250	Asst Professor	\$70,008	\$17,502
Admin:	0.000	Staff:	0.000	Admin Pro:	0.000
Faculty:	0.500	Acad Pro:	0.000	Contract:	0.000
					\$35,004
4402	19460	Wy Exc HE - Literacy Education			
4526	A	1.000	Wyoming Excellence Chair/Prof	\$135,000	\$135,000
Admin:	1.000	Staff:	0.000	Admin Pro:	0.000
Faculty:	0.000	Acad Pro:	0.000	Contract:	0.000
					\$135,000
4402	19461	Wy Exc HE - Science Education			
4527	A	1.000	Wyoming Excellence Chair/Prof	\$138,720	\$138,720
Admin:	1.000	Staff:	0.000	Admin Pro:	0.000
Faculty:	0.000	Acad Pro:	0.000	Contract:	0.000
					\$138,720
1302	19551	CJ'S			
4149	S	0.100	Manager, Retail Operations	\$41,592	\$4,160
4253	S	0.100	Asst Dir, Dining Services	\$57,000	\$5,700
4358	S	0.080	Cook, Senior	\$24,036	\$1,923
4579	S	0.150	Asst Manager, Dining Services	\$38,844	\$5,827
Admin:	0.000	Staff:	0.430	Admin Pro:	0.000
Faculty:	0.000	Acad Pro:	0.000	Contract:	0.000
					\$17,610

Position	Type	FTE	Title	Salary	Budget	
1302	19552	Rolling Mill Cafe				
4149	S	0.260	Manager, Retail Operations	\$41,592	\$10,814	
4253	S	0.050	Asst Dir, Dining Services	\$57,000	\$2,850	
4358	S	0.170	Cook, Senior	\$24,036	\$4,087	
4579	S	0.150	Asst Manager, Dining Services	\$38,844	\$5,827	
Admin:	0.000	Staff:	0.630	Admin Pro:	0.000	\$23,578
Faculty:	0.000	Acad Pro:	0.000	Contract:	0.000	
1302	19553	Panda Express				
4149	S	0.300	Manager, Retail Operations	\$41,592	\$12,478	
4253	S	0.100	Asst Dir, Dining Services	\$57,000	\$5,700	
4358	S	0.500	Cook, Senior	\$24,036	\$12,018	
4579	S	0.400	Asst Manager, Dining Services	\$38,844	\$15,538	
6196	S	1.000	Cook, Senior	\$23,868	\$23,868	
Admin:	0.000	Staff:	2.300	Admin Pro:	0.000	\$69,602
Faculty:	0.000	Acad Pro:	0.000	Contract:	0.000	
1302	19554	Pita Pit				
4149	S	0.240	Manager, Retail Operations	\$41,592	\$9,983	
4253	S	0.050	Asst Dir, Dining Services	\$57,000	\$2,850	
4358	S	0.080	Cook, Senior	\$24,036	\$1,923	
4579	S	0.150	Asst Manager, Dining Services	\$38,844	\$5,827	
Admin:	0.000	Staff:	0.520	Admin Pro:	0.000	\$20,583
Faculty:	0.000	Acad Pro:	0.000	Contract:	0.000	

Position	Type	FTE	Title	Salary	Budget
4402	19558		Wyo Exc in HE Chair-Math Educ		
4545	A	1.000	Wyoming Excellence Chair/Prof	\$130,008	\$130,008
Admin:	1.000	Staff:	0.000	Admin Pro:	0.000
Faculty:	0.000	Acad Pro:	0.000	Contract:	0.000
					\$130,008
4402	19567		Wy Exc HE Chair-Art Museum		
4542	P	1.000	Lecturer,Asst	\$50,004	\$50,004
Admin:	0.000	Staff:	0.000	Admin Pro:	0.000
Faculty:	0.000	Acad Pro:	1.000	Contract:	0.000
					\$50,004
4402	19568		Wy Exc HE Chair-Comm Dev Ag		
4587	P	1.000	Research Scientist	\$50,004	\$50,004
Admin:	0.000	Staff:	0.000	Admin Pro:	0.000
Faculty:	0.000	Acad Pro:	1.000	Contract:	0.000
					\$50,004
4402	19581		Wy Exc HE Chair-Reading Educ		
4546	A	1.000	Wyoming Excellence Chair/Prof	\$135,000	\$135,000
Admin:	1.000	Staff:	0.000	Admin Pro:	0.000
Faculty:	0.000	Acad Pro:	0.000	Contract:	0.000
					\$135,000

Position	Type	FTE	Title	Salary	Budget
4402	19582	Wy Exc HE Chair - Ecology			
4006	A	1.000	Wy Excellence Chair/Director	\$171,600	\$171,600
4102	P	1.000	Post Doc Res Assoc	\$35,004	\$35,004
Admin:	1.000	Staff:	0.000	Admin Pro:	0.000
Faculty:	0.000	Acad Pro:	1.000	Contract:	0.000
					\$206,604
4400	19659	Clara R. Toppan Endow Fund			
4303	F	1.000	Archivist ETT	\$63,864	\$63,864
Admin:	0.000	Staff:	0.000	Admin Pro:	0.000
Faculty:	1.000	Acad Pro:	0.000	Contract:	0.000
					\$63,864
4400	19768	Wm T. Schwartz Prof of Law			
1241	F	0.070	Distinguished Professor	\$170,844	\$12,001
Admin:	0.000	Staff:	0.000	Admin Pro:	0.000
Faculty:	0.070	Acad Pro:	0.000	Contract:	0.000
					\$12,001
1700	19813	Univ Counseling Ctr Wellness			
1765	A	0.488	InterimDir,Univ Counseling Ctr	\$0	\$31,921
Admin:	0.488	Staff:	0.000	Admin Pro:	0.000
Faculty:	0.000	Acad Pro:	0.000	Contract:	0.000
					\$31,921

Position	Type	FTE	Title	Salary	Budget
1302	19844		Gardens		
4253	S	0.200	Asst Dir, Dining Services	\$57,000	\$11,400
4358	S	0.080	Cook, Senior	\$24,036	\$1,923
4443	S	1.000	Area Supervisor	\$33,780	\$33,780
Admin:	0.000	Staff:	1.280	Admin Pro:	0.000
Faculty:	0.000	Acad Pro:	0.000	Contract:	0.000
					\$47,103
1301	19939		RLDS Info Tech Salaries & Frng		
4185	S	1.000	Computer Support Specialist,Sr	\$49,800	\$49,800
4275	S	1.000	Computer Support Specialist	\$38,172	\$38,172
Admin:	0.000	Staff:	2.000	Admin Pro:	0.000
Faculty:	0.000	Acad Pro:	0.000	Contract:	0.000
					\$87,972
1800	20027		Utilities Management		
4068	S	1.000	Building Automation Specialist	\$58,356	\$58,356
4075	S	1.000	Design Engineer	\$62,604	\$62,604
4076	S	1.000	Building Automation Specialist	\$59,676	\$59,676
Admin:	0.000	Staff:	3.000	Admin Pro:	0.000
Faculty:	0.000	Acad Pro:	0.000	Contract:	0.000
					\$180,636

Position	Type	FTE	Title	Salary	Budget	
4400	20143	Berry Biodiversity Conservatio				
4226	P	1.000	Lecturer,Asst	\$45,000	\$45,000	
4338	S	0.500	Curator	\$50,064	\$25,032	
4660	S	1.000	Office Associate	\$30,168	\$30,168	
Admin:	0.000	Staff:	1.500	Admin Pro:	0.000	
Faculty:	0.000	Acad Pro:	1.000	Contract:	0.000	
					\$100,200	
1700	20181	PROJECT RESIDUAL - PHARMACY				
3039	S	1.000	Office Assistant, Senior	\$26,580	\$26,580	
Admin:	0.000	Staff:	1.000	Admin Pro:	0.000	
Faculty:	0.000	Acad Pro:	0.000	Contract:	0.000	
					\$26,580	
1600	20202	ENR DISCRETIONARY FUND				
4082	Z	0.500	Administrative Associate	\$28,116	\$14,058	
Admin:	0.000	Staff:	0.000	Admin Pro:	0.500	
Faculty:	0.000	Acad Pro:	0.000	Contract:	0.000	
					\$14,058	
1600	20300	AHC Discretionary				
4347	S	0.134	Graphic Designer	\$32,808	\$4,404	
Admin:	0.000	Staff:	0.134	Admin Pro:	0.000	
Faculty:	0.000	Acad Pro:	0.000	Contract:	0.000	
					\$4,404	

Position	Type	FTE	Title	Salary	Budget	
1700	20384	Outreach School Dean				
3094	S	0.500	Office Assistant, Senior	\$24,036	\$12,018	
4020	S	0.500	Mgr, Marketing/Programs	\$0	\$25,404	
4038	S	0.500	Coord, Marketing	\$35,292	\$17,646	
4042	S	0.500	Office Associate	\$30,168	\$15,084	
4125	S	0.500	Project Coordinator, Senior	\$50,004	\$25,002	
4285	S	0.500	Office Associate	\$34,272	\$17,136	
4307	S	0.500	Office Associate	\$34,056	\$17,028	
4387	S	0.500	Office Associate	\$30,168	\$15,084	
4388	S	0.500	Office Associate	\$37,572	\$18,786	
4389	S	0.500	Office Associate	\$30,168	\$15,084	
Admin:	0.000	Staff:	5.000	Admin Pro:	0.000	\$178,272
Faculty:	0.000	Acad Pro:	0.000	Contract:	0.000	
1310	20567	Student Health Serv Operations				
0116	S	1.000	Medical Assistant	\$22,980	\$22,980	
0333	A	1.000	Director	\$149,136	\$149,136	
0392	S	1.000	Office Associate, Senior	\$38,760	\$38,760	
0495	S	1.000	University Physician	\$107,244	\$107,244	
0501	S	1.000	Office Assistant, Senior	\$26,268	\$26,268	
1102	S	1.000	Physician's Assistant	\$64,440	\$64,440	
1285	S	1.000	Accounting Associate	\$32,268	\$32,268	
1410	S	1.000	Nursing Supervisor	\$61,320	\$61,320	
1596	S	1.000	Nurse, Licensed Practical	\$34,128	\$34,128	
1708	S	1.000	Office Assistant, Senior	\$26,460	\$26,460	
1865	S	1.000	University Physician	\$127,668	\$127,668	
4243	S	1.000	Business Manager	\$52,296	\$52,296	
6086	S	1.000	Nursing Assistant, Certified	\$18,456	\$18,456	
6087	S	1.000	Nursing Assistant, Certified	\$14,268	\$14,268	

Position	Type	FTE	Title	Salary	Budget	
1310	20567	Student Health Serv Operations				
6093	S	1.000	Nurse, Registered	\$32,532	\$32,532	
6380	S	1.000	Nurse Practitioner	\$63,144	\$63,144	
Admin:	1.000	Staff: 15.000	Admin Pro: 0.000		\$871,368	
Faculty:	0.000	Acad Pro: 0.000	Contract: 0.000			
Admin:	19.366	Staff: 427.306	Admin Pro: 7.300		\$25,152,321	
Faculty:	19.822	Acad Pro: 66.857	Contract: 26.143			

Limited Service

For the Fiscal Year July 1, 2012 to June 30, 2013



UNIVERSITY OF WYOMING

2012-2013 Limited Service

FUND	ORG	NAME	2012-2013
			APPROPRIATION 1900
1100	12072	Backer, Adeline (Widow)	810.00
		Baxter, Phyllis (Widow)	893.28
		Beach, Charleen S. (Widow)	1,053.36
		Blackstone, Mary F. (Widow)	1,053.36
		Bridgmon, Catherine (Widow)	1,166.64
		Bryant, Virginia M. (Widow)	715.92
		Christensen, Gloria	1,039.92
		Cook, Roberta (Widow)	715.80
		Dolan, Edward	610.08
		Duncan, Theresa M. (Widow)	2,612.40
		Falgien, Lois (Widow)	416.76
		Fritz, Dale	758.52
		Hereford, Marian (Widow)	820.08
		Hoy, Nina Belle	660.00
		Hurich, Helen (Widow)	1,586.64
		Iwert, Peggy Vaughan (Widow)	893.28
		Kuchel, Keith (Widow)	844.08
		Lantz, Elizabeth M. (Widow)	2,429.28
		Lewis, Rosalie (Widow)	893.28
		Mains, Margaret	453.60
		Mallory, Eleanor (Widow)	715.80
		McGrew, Laura (Widow)	1,080.00
		McKinstry, Stella	1,120.08
		Meyer, Wanda (Widow)	424.68
		Miller, Mary (Widow)	1,186.56
		Nicholls, Rosemary (Widow)	1,746.72
		Nielsen, Shirley	619.92
		Paules, Leon H.	2,373.36
		Porter, Lillian M.	790.08
		Rincker, Clarence	640.08

2012-2013 Limited Service

FUND	ORG	NAME	2012-2013 APPROPRIATION 1900
		Routson, Eileen (Widow)	733.44
		Rudolph, Ruth (Widow)	893.28
		Russell, Milly Ferrell (Widow)	973.44
		Seamands, Nora (Widow)	706.56
		Simons, Mary Jo (Widow)	587.76
		Tippets, Glenna (Widow)	986.64
		Walthall, Annie (Widow)	893.28
		West, Sylvester	<u>1,159.92</u>
		TOTAL LIMITED SERVICE	<u>\$ 38,057.88</u>

Appendix

**Board of Trustees Agenda Item
May 3, 2012**



UNIVERSITY OF WYOMING

The University of Wyoming
 Board of Trustees' Report
 May 2-4, 2012
 Page 5

Revised May 3, 2012

AGENDA ITEM TITLE: FY 2013 Operating Budget, 2013-2014 Biennium Budget, Lowe

CHECK THE APPROPRIATE BOX(ES):

- Work Session
 Education Session
 Information Item
 Other Specify: BUSINESS MEETING – CONSENT AGENDA

BACKGROUND AND POLICY CONTEXT OF ISSUE:

The Trustees of the University of Wyoming, a constitutional body, are responsible for the “management of the university” (Wyoming Constitution, Article 7, 17).

2013-2014 Biennium, FY2013 Budget Authority Approval

Section I:

- 1) Agency 067:
 - a. University of Wyoming (block grant) and Brucellosis Research and Testing
 - b. National Center for Atmospheric Research (NCAR) Memorandum of Understanding
 - c. The School of Energy Resources
- 2) Agency 167: UW-Medical Education

This section contains the general operating budget of the University supported by appropriated funds, including state general funds, federal formula funds for the support of the College of Agriculture, and other University funds (UW Income Fund, Sales and Services Fund, Clinic Income, Agricultural Land Income, University Land Income, and Federal Mineral Royalties), and unrestricted income from the University of Wyoming Foundation.

Section II:

This section contains the self-sustaining budgets of the University that are supported by sponsored funding for research and other activities (primary source is federal funds), income from University auxiliary operations (e.g., housing, residence halls, student union, parking, duplicating, concessions, etc.), gifts and contributions, student fees, and federal mineral royalties.

Proposed Operating Budget:

The proposed operating budget for FY2013 has been prepared on the basis of the state general fund appropriations to the University for the 2013-2014 biennium, other state revenue sources such as UW Land Income Funds, and University funds, such as tuition and fees, that comprise the total operating budget to be approved by the Trustees. The revenues and expenditures supporting the proposed FY 2013 operating budget will be distributed in advance of the Board meeting.

Total Revenue / Sources	
	FY13 Proposed
General Fund	215,933,717
UW Income Fund	56,150,279
Athletics (Augmenting Revenue)	2,379,045
Sales & Services	2,570,805
Federal Mineral Royalties	13,365,000
Fed. Funds--Ag. Coll. Research	1,350,000
Fed. Funds--Ag. Coll. Extension	1,107,809
Land Income Fund---University	682,000
Land Income Fund---Ag. College	460,000
Foundation and Gifts	33,241,710
Clinic Income	4,546,236
Grants and Contracts --Fed. Funds AML through DEQ	19,570,000
Grants and Contracts -- Other Federal Funds	88,331,482
Grants and Contracts --State Funds	10,013,000
Grants and Contracts --Other Funds	5,223,541
Auxiliary, Enterprise and Other University Funds	84,443,146
Other Government Agency Funds	5,308,482
Total	544,676,252
Total Expenditures / Uses	
	FY13 Proposed
Full-time Personal Services (1000)	172,793,097
Overtime (1100)	49,322
Part-time Personal Services (1200)	25,722,081
Graduate Assistant (1400)	12,591,484
Employer Paid Benefits (1900)	77,357,088
Total Personnel Services	288,513,072
Support Services (2000)	163,490,855
Grant & Aid Payment (6000)	56,507,595
Non-op. Expenditure (8000)	34,272,054
Total	542,783,576

Approval of the University's FY 2013 budget incorporates the budget authority for ASUW, Student Media (formerly Student Publications) and the Wyoming Union. Note that the University of Wyoming serves as fiscal agent for Enhanced Oil Recovery Commission, Western Interstate Commission on Higher Education (WICHE), Statewide Video Conferencing, and the Center for Distance Learning and Education; however, these funds are not included in the materials

authorized by the Board of Trustees. The 2012 legislature also authorized \$10.6 million of abandoned mine lands funds through the Wyoming Department of Environmental Quality to the School of Energy Resources for clean coal technology research, minerals to value added opportunities and study of the manufacture of glass. This funding is excluded from the University of Wyoming's operating budget as the Clean Coal Technology Task Force/Advanced Conversion Technology Task Force is a separate entity.

Within the overall University budget, units have the flexibility to transfer funds between expenditure categories, with the exception of grants and aid payments (B6000), as long as the transfers are consistent with the underlying requirements of the original revenue source. Over the course of the biennium, budget units have broadly defined authority to request budget transfers between expenditure categories and units. Transfer flexibility for Agency 167, UW-Medical Education, is restricted by and subject to approval of the state.

PRIOR RELATED BOARD DISCUSSIONS/ACTIONS:

The Trustees have had numerous discussions regarding the Section I and II operating budgets, including budget authority adjustments, the budget requests submitted to the state budget office for review and approval by the Governor and the Legislature, tuition and fees, the *Fee Book*, and other pertinent topics.

WHY THIS ITEM IS BEFORE THE BOARD:

The Board's approval of the operating budget is required by Trustee Regulations and University budget procedures.

ARGUMENTS IN SUPPORT:

The Section I operating budget has been prepared based on legislative appropriations and estimated University resources. The Section II operating budget has been prepared based on operating budget proposals submitted by auxiliary enterprise units, ASUW, Student Media, the Wyoming Union, the Athletic department, sponsored research, Agricultural Experiment Station, Cooperative Extension Service and other university units operating under Section II funding. It has been reviewed by the President and other university officers as well as other interested parties, all of whom support the recommendation for approval.

ARGUMENTS AGAINST:

None.

ACTION REQUIRED AT THIS MEETING:

Approval of non-General Fund carryforward amounts from FY 2012, and approval of planned revenues and expenditures contained in the operating budget of the University of Wyoming for the fiscal period beginning July 1, 2012 and concluding June 30, 2013.

PRESIDENT'S RECOMMENDATION:

The President recommends Board approval of the FY 2013 Operating Budget for the University of Wyoming (Agency 067) and UW-Medical Education (Agency 167), as described in this item.