

Report Description

This dashboard displays the data you've collected using the Beginning Teacher Survey. You can examine these data for all available years for your institution and relative to the rest of the CIS Network\*. You can also limit the comparison groups by a variety of program and candidate characteristics using the drop-down menus at the right.

\*CIS Network reflects aggregated results for all other institutions in the CIS Network and exclude your institution.

Select Year(s)  
2021

**Comparison Group 1**

Select Institution or Network  
Institution

Select Filter Group 1  
None

Select Filter Group 2  
None

Survey Response Rate: 87.2%

**Comparison Group 2**

Select Institution or Network  
CIS Network

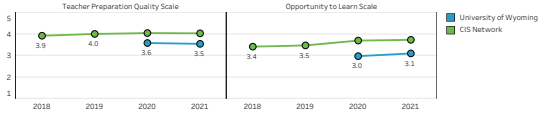
Select Filter Group 1  
None

Select Filter Group 2  
None

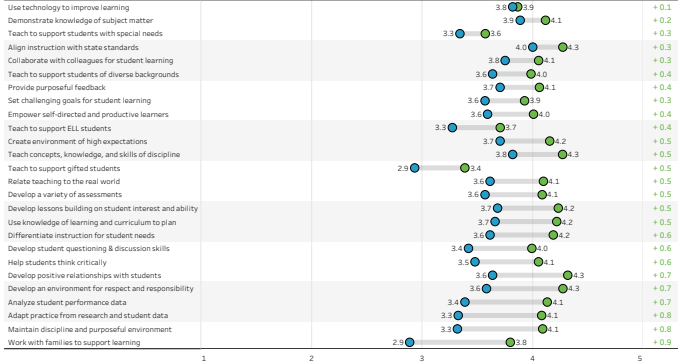
Survey Response Rate: 81.2%

Report for Colby Sull

Average BTS Scale Scores by Year

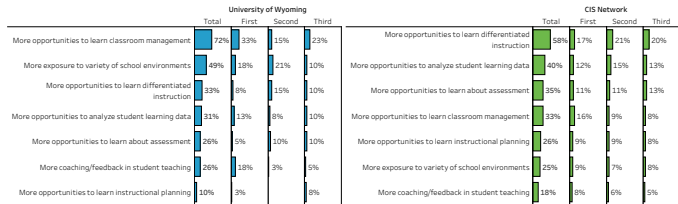


Teacher Preparation Quality Scale

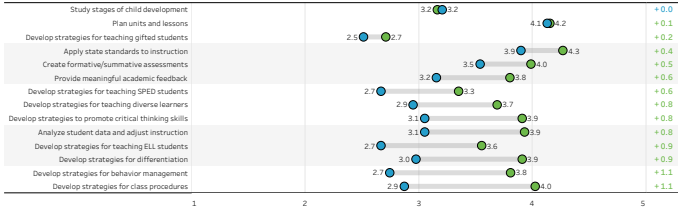


Teacher Preparation Improvement Feedback

Please rank the top THREE items that would most improve the quality of your teacher preparation.




Teacher Preparation Opportunities



Student Teaching Experiences (2021)

\*This section contains responses from graduated path candidates only.



BTS Stay Responses (2021)

