



Single Assessment Institution-Level Pass Rate Data: Traditional Teacher Preparation Program Within IHE

		HEOA - Title II 2021 - 2022 Academic Year								
Institution Name		University of Wyoming								
Institution Code		4855								
State		Wyoming								
							April 5, 2023			
Assessment Information ¹	Group	Number Taking Assessment	Number Passing Assessment	Institutional Pass Rate	Institutional Average Scaled Score	Assessment Cut Score ²	Statewide			
							Number Taking Assessment	Number Passing Assessment	Statewide Pass Rate	Statewide Average Scaled Score
ELEM ED MULTI SUBJ MATHEMATICS (5003) Test Company: ETS Score Range: 100-200	All enrolled students who have completed all nonclinical courses, 2021-22	8				157	8			
	Other enrolled students, 2021-22	8				157	8			
	All program completers, 2021-22	91	76	84%	172	157	91	76	84%	172
	All program completers, 2020-21	100	93	93%	177	157	100	93	93%	177
	All program completers, 2019-20	121	115	95%	178	157	121	115	95%	178
ELEM ED MULTI SUBJ READING LANG ARTS (5002) Test Company: ETS Score Range: 100-200	All enrolled students who have completed all nonclinical courses, 2021-22	8				157	8			
	Other enrolled students, 2021-22	8				157	8			
	All program completers, 2021-22	91	76	84%	168	157	91	76	84%	168
	All program completers, 2020-21	100	94	94%	168	157	100	94	94%	168
	All program completers, 2019-20	121	114	94%	171	157	121	114	94%	171
ELEM ED MULTI SUBJ SCIENCES (5005) Test Company: ETS Score Range: 100-200	All enrolled students who have completed all nonclinical courses, 2021-22	8				159	8			
	Other enrolled students, 2021-22	8				159	8			
	All program completers, 2021-22	90	75	83%	170	159	90	75	83%	170
	All program completers, 2020-21	100	92	92%	172	159	100	92	92%	172
	All program completers, 2019-20	120	114	95%	175	159	120	114	95%	175
ELEM ED MULTI SUBJ SOCIAL STUDIES (5004) Test Company: ETS Score Range: 100-200	All enrolled students who have completed all nonclinical courses, 2021-22	8				155	8			
	Other enrolled students, 2021-22	8				155	8			
	All program completers, 2021-22	90	72	80%	166	155	90	72	80%	166
	All program completers, 2020-21	100	89	89%	166	155	100	89	89%	166
	All program completers, 2019-20	121	111	92%	168	155	121	111	92%	168

Single Assessment Institution-Level Pass Rate Data: Traditional Teacher Preparation Program Within IHE

	HEOA - Title II 2021 - 2022 Academic Year	
	Institution Name	University of Wyoming
	Institution Code	4855
	State	Wyoming

April 5, 2023


Assessment Information ¹	Group	Number Taking Assessment	Number Passing Assessment	Institutional Pass Rate	Institutional Average Scaled Score	Assessment Cut Score ²	Statewide			
							Number Taking Assessment	Number Passing Assessment	Statewide Pass Rate	Statewide Average Scaled Score
SOCIAL STUDIES CONTENT KNOWLEDGE (0081) Test Company: ETS Score Range: 100-200	All enrolled students who have completed all nonclinical courses, 2021-22									
	Other enrolled students, 2021-22	5				158	5			
	All program completers, 2021-22	26	20	77%	165	158	26	20	77%	165
	All program completers, 2020-21	9				158	9			
	All program completers, 2019-20	21	17	81%	166	158	21	17	81%	166

Note: In cases where there are less than ten students taking the assessment or license/certificate, the number passing and pass rate are not reported.

¹Tests with multiple delivery options (computer, paper, etc.) will be noted with the assessment code for one format only.

²Cut scores may vary for groups depending upon when the cut scores are established by the state and when each group completed their teacher certification or licensure assessment.

Summary Institution-Level Pass Rate Data: Traditional Teacher Preparation Program Within IHE

		HEOA - Title II 2021 - 2022 Academic Year				
Institution Name		University of Wyoming				
Institution Code		4855				
State		Wyoming				
<i>April 5, 2023</i>						
				Statewide		
Group	Number Taking Assessment¹	Number Passing Assessment²	Institutional Pass Rate	Number Taking Assessment¹	Number Passing Assessment²	Statewide Pass Rate
All program completers, 2021-22	117	86	74%	117	86	74%
All program completers, 2020-21	109	93	85%	109	93	85%
All program completers, 2019-20	142	126	89%	142	126	89%

Note: In cases where there are less than ten students taking the assessment or license/certificate, the number passing and pass rate are not reported.

¹ Number of completers taking one or more assessments within their area of specialization.

² Summary level "Number Taking Assessment" may differ from assessment level "Number Taking Assessment" because each student is counted once at the summary level but may be counted in multiple assessments at the assessment level.