


Summary Institution-Level Pass Rate Data: Traditional Teacher Preparation Program Within IHE


		HEOA - Title II 2020 - 2021 Academic Year				
Institution Name		University of Wyoming				
Institution Code		4855				
State		Wyoming				
		<i>April 4, 2022</i>				
			Statewide			
Group	Number Taking Assessment¹	Number Passing Assessment²	Institutional Pass Rate	Number Taking Assessment¹	Number Passing Assessment²	Statewide Pass Rate
All program completers, 2020-21	105	83	79%	105	83	79%
All program completers, 2019-20	137	119	87%	137	119	87%
All program completers, 2018-19	122	117	96%	122	117	96%

Note: In cases where there are less than ten students taking the assessment or license/certificate, the number passing and pass rate are not reported.


¹ Number of completers taking one or more assessments within their area of specialization.

² Summary level "Number Taking Assessment" may differ from assessment level "Number Taking Assessment" because each student is counted once at the summary level but may be counted in multiple assessments at the assessment level.

Single Assessment Institution-Level Pass Rate Data: Traditional Teacher Preparation Program Within IHE

		HEOA - Title II 2020 - 2021 Academic Year								
Institution Name		University of Wyoming								
Institution Code		4855								
State		Wyoming								
							April 4, 2022			
Assessment Information¹	Group	Number Taking Assessment	Number Passing Assessment	Institutional Pass Rate	Institutional Average Scaled Score	Assessment Cut Score²	Statewide			
							Number Taking Assessment	Number Passing Assessment	Statewide Pass Rate	Statewide Average Scaled Score
ELEM ED MULTI SUBJ MATHEMATICS (5003) Test Company: ETS Score Range: 100-200	All enrolled students who have completed all nonclinical courses, 2020-21	6				157	6			
	Other enrolled students, 2020-21	6				157	6			
	All program completers, 2020-21	98	88	90%	175	157	98	88	90%	175
	All program completers, 2019-20	119	113	95%	178	157	119	113	95%	178
	All program completers, 2018-19	105	102	97%	178	157	105	102	97%	178
ELEM ED MULTI SUBJ READING LANG ARTS (5002) Test Company: ETS Score Range: 100-200	All enrolled students who have completed all nonclinical courses, 2020-21	6				157	6			
	Other enrolled students, 2020-21	6				157	6			
	All program completers, 2020-21	98	90	92%	168	157	98	90	92%	168
	All program completers, 2019-20	120	112	93%	171	157	120	112	93%	171
	All program completers, 2018-19	105	102	97%	170	157	105	102	97%	170
ELEM ED MULTI SUBJ SCIENCES (5005) Test Company: ETS Score Range: 100-200	All enrolled students who have completed all nonclinical courses, 2020-21	6				159	6			
	Other enrolled students, 2020-21	5				159	5			
	All program completers, 2020-21	98	87	89%	172	159	98	87	89%	172
	All program completers, 2019-20	118	110	93%	175	159	118	110	93%	175
	All program completers, 2018-19	105	101	96%	173	159	105	101	96%	173
ELEM ED MULTI SUBJ SOCIAL STUDIES (5004) Test Company: ETS Score Range: 100-200	All enrolled students who have completed all nonclinical courses, 2020-21	6				155	6			
	Other enrolled students, 2020-21	5				155	5			
	All program completers, 2020-21	98	80	82%	165	155	98	80	82%	165
	All program completers, 2019-20	119	107	90%	168	155	119	107	90%	168
	All program completers, 2018-19	105	100	95%	167	155	105	100	95%	167

Single Assessment Institution-Level Pass Rate Data: Traditional Teacher Preparation Program Within IHE

	HEOA - Title II 2020 - 2021 Academic Year	
	Institution Name	University of Wyoming
	Institution Code	4855
	State	Wyoming

April 4, 2022

Assessment Information ¹	Group	Number Taking Assessment	Number Passing Assessment	Institutional Pass Rate	Institutional Average Scaled Score	Assessment Cut Score ²	Statewide			
							Number Taking Assessment	Number Passing Assessment	Statewide Pass Rate	Statewide Average Scaled Score
SOCIAL STUDIES CONTENT KNOWLEDGE (0081) Test Company: ETS Score Range: 100-200	All enrolled students who have completed all nonclinical courses, 2020-21									
	Other enrolled students, 2020-21	3				158	3			
	All program completers, 2020-21	7				158	7			
	All program completers, 2019-20	17	14	82%	167	158	17	14	82%	167
	All program completers, 2018-19	17	17	100%	171	158	17	17	100%	171

Note: In cases where there are less than ten students taking the assessment or license/certificate, the number passing and pass rate are not reported.

¹Tests with multiple delivery options (computer, paper, etc.) will be noted with the assessment code for one format only.

²Cut scores may vary for groups depending upon when the cut scores are established by the state and when each group completed their teacher certification or licensure assessment.