


It is wonderful that you have chosen to study geology for a semester because geology is a fascinating science for many reasons. First, as you travel around this planet of ours, you will be able to understand what you see in the rocks and landscapes. Second, geology is unique because it is a multi-discipline science that uses physics, chemistry, biology to understand the complex cycling of mass and energy on our planet over billions of years. Third, geology is of supreme importance to our technologically based economies that require vast inputs of resources such as minerals and hydrocarbons. Fourth, our societies and governments must try to abate and respond to natural disasters such as earthquakes and tsunamis. Fifth, the development of geology as a science is a fascinating story with regard to the interplay between faith and reason. The debate was started by the publication of a geologic text in 1785 where it was recognized that the earth was very old (>100 million years) and not young (8,000 years), and hence that very slow geologic processes operating over very long times is the primary way the earth's rocks are formed and landscapes evolved. Then, in the 1960's the plate tectonic scientific revolution occurred with the acceptance that the earth's surface is composed of a mosaic of plates that have moved over the 4.56 Ga history of our planet and hence plate tectonics is the engine that drives the very slow geologic evolution of our planet over a very long time.

Frequently asked questions

- *What should I study for the two in-class tests?* The test will be on the chapters/interludes done since the last test.
- *What should I study for the final?* The final exam is comprehensive and hence you should know all the material covered in the course.
- *How can I do better in the course?* Note that half your grade derives from the three tests and half your grade derives from the quizzes and labs. Note that the quizzes and lab assignments can generally produce high scores. *For example.* 1. Do the Smartwork5 reading pre-lecture quizzes so that the lectures are meaningful. Given unlimited time and tries, you can get near 100% on this assignment group. 2. Do the post-lecture quizzes to test your understanding of material and prepare for tests. Given unlimited time, you can get near 100% on this assignment group. 3. Attend and submit your labs and study 10 minutes just before your lab time for the lab-quizzes. Labs can mostly be finish during lab times and scores are generally high. See last year assignment group grades [here](https://uwyo.instructure.com/courses/498991/files/39479749/download) (<https://uwyo.instructure.com/courses/498991/files/39479749/download>)  (<https://uwyo.instructure.com/courses/498991/files/39479749/download>).

Website usage and navigation

Our WyoCourse website contains contains the online-quizzes, flashcards, video/animation links, assignment due dates, course outline, and your current grade.

The mobile WyoCourse apps for iOS and Android devices are [here](#).

<http://www.uwyo.edu/wyocourses/mobileapp.html>)

Simple instruction to change your WyoCourse account to add SMS texting are [here](https://community.canvaslms.com/docs/DOC-2896) (<https://community.canvaslms.com/docs/DOC-2896>).

The "**Modules**" tab shows the course outline that is sequenced by the chapters/interludes and their associated reading/visual quizzes, pre-lecture questionnaires and labs.

The "**Assignment**" tab shows the individual graded assignments that populate the Modules section. Note that I have not yet assigned due dates to all the assignments yet.

The "**Quizzes**" tab shows the reading/visual quizzes. Links to the quizzes are also found in the Modules tab.

The "**Announcements**" tab show the current and archived class announcements.

The "**Grades**" tab always shows your current grade using a 0-100% grade range.

The "**Inbox**" tab is the email/text facility, Please always use this WyoCourse email facility to contact me.

Professor office hours

Given the variable schedules of such a large class, please use the WyoCourse email facility to ask for an appointment or use the "**Chat**" tab on our website to chat with me or do a short meeting at the end of class.

Course assignment group weighting: 50% tests, 25% labs, 15% quizzes, 10% Smartwork5 questionnaires

weight (%)	Assignment group or Test	Notes
20%	Final exam	Dec. 12 in computer-room (90 min.). About 140 questions. Sign up for 9 am to 5 pm test times
15%	Test-1	Oct. 16 in computer-room (50 min.). About 90 questions. Sign up for 9 am to 4 pm test times.
15%	Test-2	Nov. 17 in computer-room (50 min.). About 90 questions. Sign up for 9 am to 4 pm test times.
15%	21 reading/visual quizzes	Each chapter/interlude has a WyoCourse reading/visual quiz with 1 attempt and no time limit. The quiz is taken @home at end of each chapter/interlude.
10%	21 Smartwork5 reading questionnaires	Online @W.W. Norton site; Must be done before second lecture for each chapter/interlude.

25%	12 labs and 11 lab quizzes	2 hour labs with 5 minute quizzes on previous lab; lab turned in to TA's the following lab. (No lab the first and last weeks and thanksgiving week)
-----	----------------------------	--

To summarize, your final grade is a weighted average of 3 tests, 21 Smartwork5 pre-lecture reading quizzes, 21 @home reading/visual quizzes, 12 lab reports and 11 lab-quizzes. This is a total of 89 graded items in your grade sheet.

Course content outline: 21 chapters/interludes

#	chapter/interlude number and name	# pages	online @home quizzes	Smartwork5 reading quiz	lab # and name
1	1: Earth in context	32	yes	yes	
2	2: Plate tectonics	40	yes	yes	1-Maps
3	3: Minerals	20	yes	yes	2-Minerals
4	I-A: Rock groups	10	yes	yes	
5	4: Magma and Igneous Rocks	24	yes	yes	3-Igneous/Volcanic rocks
6	5: Volcanic eruption	34	yes	yes	
7	I-B: Sediments and soils	16	yes	yes	
8	6: Sedimentary rocks	28	yes	yes	4-Sedimentary rocks
9	7: Metamorphism	22	yes	yes	5-Metamorphic rocks
10	I-C: Rock cycle	18	yes	yes	
	Test-1 October 16 Sign-up for test times.				
11	8: Earthquakes	38	yes	yes	6-Earthquakes
12	I-D: Geophysics	14	yes	yes	
13	9: Structure/Mountains	30	yes	yes	7-Structure
14	I-E: Fossils/Evolution	12	yes	yes	
15	10: Deep Time	26	yes	yes	8-Relative/Absolute time
16	11: Biography Earth	26	yes	yes	9-Plate tectonics
17	12: Energy/Mineral resources	38	yes	yes	10-Earth Resources
18	I-F: Landscapes/Hydro-cycle	12	yes	yes	11-Rivers and floods

	Test-2 November 17				
	Sign-up for test times				
19	16: Groundwater	24	yes	yes	12-Groundwater
20	14: Rivers and Floods	29	yes	yes	
21	19: Global change	25	no	no	
	Final December 12				
	Sign-up for test times				

The above outline includes 15 chapters and 6 interludes and the total number of textbook pages this course covers is 518. Hence, on average each class will cover about 14 pages of the textbook. Note this course will skip four chapters: 13 (Unsafe ground), 15 (Oceans/Coast), 17 (Deserts), 18 (Glaciers/Ice-ages).

Lecture outline

Lectures will consist of three primary activities: 1) presenting slide-decks in which student's should ask questions (if you have a question, most likely others have the same question); 2) reviewing important quiz and SmartCourse5 answers that are statistically missed. Additionally, every few weeks I will show the class grade distributions for the different grade categories so you can see how you are doing.

Study items at end of each chapter/interlude

At the end of each chapter/interlude are six study items to promote understanding to improve your test and quiz scores: 1) Chapter summary; 2) Guide terms; 3) Review questions; 4) On Further Thought questions; 5) Geotours; 6) Online resources.

You should do the Review and Further Thought questions at the end of each chapter/interlude. The instructors manual that has the answers to all the Review and Further thought questions along with a synopsis of each chapter is here: [Physical Geology HW answers.pdf](#)

<https://uwyo.instructure.com/courses/498991/files/39378054/download?wrap=1> 

<https://uwyo.instructure.com/courses/498991/files/39378054/download?wrap=1> 

<https://uwyo.instructure.com/courses/498991/files/39378054/download?wrap=1>



Smartwork5 lecture reading questionnaires (this must be done by classtime of second lecture for each chapter/interlude)



The online Smartwork5 facility at the W.W. Norton website contains reading quizzes for each

THE ONLINE SMARTWORKS FACILITY AT THE W.W. NORTON WEBSITE CONTAINS READING QUIZZES FOR EACH CHAPTER/INTERLUDE THAT WILL BE 10% OF YOUR FINAL GRADE. THESE QUESTIONNAIRES ARE INTERACTIVE AND YOU HAVE INFINITE TIME AND INFINITE TRIES AT EACH QUESTION TO GET IT CORRECT AND EACH QUESTION'S CORRESPONDING TEXTBOOK PAGES ARE LINKED TO THE EBOOK VERSION (SAME AS HARDCOPY TEXTBOOK).

The so-called "Smarmwork5 landing page" for this class is: <https://digital.wwnorton.com/essgeo5> (<https://digital.wwnorton.com/essgeo5>).

To register for your use of this classes Smartwork5 site at the W.W. Norton site, do this.

1. Register @ W.W. Norton. Use the **registration code (number)** provided with/in your purchaed book or ebook purchase.
2. You will be prompted during registration for your "**campus or school ID**" (also called the SIS User ID number). To find this "SIS ID number", click the link that is the next sentence. **This sentence is a link that will download a PDF file that contains your name and "SIS ID" number.**
<https://uwyo.instructure.com/courses/498991/files/39991718/download?wrap=1> 
<https://uwyo.instructure.com/courses/498991/files/39991718/download?wrap=1> 
<https://uwyo.instructure.com/courses/498991/files/39991718/download?wrap=1>
3. Finally, when you login, add yourself to a student set. Our Physical Geology classes five digit student set ID (number) is **34699**.

A cheat-sheet on signing up for Smartwork5 is here: **Smartwork5 signup.pdf**
<https://uwyo.instructure.com/courses/498991/files/39994459/download?wrap=1> 
<https://uwyo.instructure.com/courses/498991/files/39994459/download?wrap=1> 
<https://uwyo.instructure.com/courses/498991/files/39994459/download?wrap=1>

For more on Smartwork5 registration information click on the "getting started" button **here** (<http://digital.wwnorton.com/essgeo5>).

Online quizzes **How to take online quiz.pdf**

<https://uwyo.instructure.com/courses/498991/files/39378055/download?wrap=1> 
<https://uwyo.instructure.com/courses/498991/files/39378055/download?wrap=1> 
<https://uwyo.instructure.com/courses/498991/files/39378055/download?wrap=1>

For each chapter/interlude, you will take two quizzes called the reading and visual quizzes the day after the end of lecture on a chapter/interlude. The questions on the three tests will be similar to the quiz questions and hence quiz scores are predictive of your test scores.

All the quizzes are taken outside class ("@home") and hence are open book-quizzes. **You have an unlimited time to take the quiz.** I recommend that before you take the quiz that you have read the text and reviewed the end-of-chapter material. The quizzes are auto-graded and your score is placed in your grade sheet

grade sheet.

The quiz due date will be announced both in class lectures and via website announcements at the conclusion of the lecture(s) on each chapter/interlude. **The quiz answers will be made viewable the day after the quiz for you to review your answers.**

Test scheduling and policy


Tests must be taken on the scheduled date. Make-up exams will be given only to students with an official University excuse. Note the dates for the exams and final. If you cannot make those times, you need to drop the class. No electronic dictionaries. International students may ask for clarification of English terms during the test. Students must bring an ID to the exam to verify identity when asked as some students in the past have been know to use stand-in test-takers.

The two in-class tests and final will be taken online in a UW computer lab. Given that there are not any computer labs with 180 computers, you will need to choose a 50 minute testing time for each test day. Seven test times will be available every hour from 9 am to 5 pm. A week before a test, you will pick your test time by going to the "People" tab and self-assign yourself to a test time. As your preferred test time may fill-up, doing this as soon as possible is recommended.

Course study method

While outside class study will vary between individuals, the course expectation are estimated at 6 hours per week: 4 hours to read/study approximately 37 pages of text, 0.5 hour of Smarkwork5 pre-lecture homework, 0.5 hour of end-of-chapter review questions, 0.5 hour of at-home quizzes, 0.5 hour to finalize lab report and study for the lab quiz.

Course grading and last semesters grades

The grade distribution for the exams and class from last year's class are [here](https://uwyo.instructure.com/courses/498991/files/39378049/download?wrap=1) 

[\(https://uwyo.instructure.com/courses/498991/files/39378049/download?wrap=1\)](https://uwyo.instructure.com/courses/498991/files/39378049/download?wrap=1) 

[\(https://uwyo.instructure.com/courses/498991/files/39378049/download?wrap=1\)](https://uwyo.instructure.com/courses/498991/files/39378049/download?wrap=1). As shown, the final grade distribution was 19% (A), 34% (B), 24% (C), 13% (D) and 10% (F).


Plus/Minus grading is translated to letter grades as follows. Your grades are kept to a precision of two decimal points; for example, a 94.00 is an A and a 93.99% is an A-. There is no rounding of your final score.

A	100	94.00
A-	<94.00	90.00
B+	<90.00	87.00
B	<87.00	84.00
B-	<84.00	80.00

D-	<74.00	60.00
C+	<80.00	77.00
C	<77.00	74.00
C-	<74.00	70.00
D+	<70.00	67.00
D	<67.00	60.00
F	<60.00	0

Textbook

The textbook is the fifth edition of Steve Marshak's book called [Essentials of Geology](http://books.wwnorton.com/books/webad.aspx?id=4294990648) (<http://books.wwnorton.com/books/webad.aspx?id=4294990648>). You also need the W. W. Norton Smartwork5 registration access code that is on the first page of a new book purchase. The paperback version of the book is at the UW bookstore. At the W.W. Norton website, any of the 3 purchase choices are fine (paperback, loose-leaf, ebook) and include the Smartwork5 registration access code. Purchase and rental options exist at Amazon, but you will need to buy the Smartwork5 access code separately at the W.W. Norton website [here](https://digital.wwnorton.com/essgeo5) (<https://digital.wwnorton.com/essgeo5>) (click on Purchase option button @ upper right corner). The cheapest option is to buy the W.W. Norton ebook that includes the Smartwork5 registration access code [here](https://digital.wwnorton.com/essgeo5) (<https://digital.wwnorton.com/essgeo5>) (click on Purchase option button).



[See Larger Image](#)

FREE SHIPPING on orders over \$25

Available: Ships in 1-2 days

OUR RETAIL PRICE:

\$80.50

Format: Loose leaf + Digital Product License Key Folder

[ADD TO CART](#)


Essentials of Geology

Fifth Edition

Loose leaf + Digital Product License Key Folder, three-hole punch
with Ebook and Smartwork5 registration


[Stephen Marshak](#) (Author, University of Illinois, Urbana-Champaign)

[Overview](#) | [Instructor Resources](#) | [For Students](#)



**NEWEST EDITION:
FIFTH EDITION**

3 options



Essentials of Geology

with Ebook and Smartwork5 registration

\$115

Paper

Available



Essentials of Geology

\$55



with Ebook and Smartwork5 registration

✓ Available

BOOK DETAILS

Loose leaf + Digital Product
License Key Folder, three-hole punch
Bookstore's Wholesale Price:
\$64.40
March 2016
ISBN: 978-0-393-60110-7



Essentials of Geology
with Ebook and Smartwork5 registration

\$ 80

Low

✓ Available

Lab TA's and Lab manual

The lab manual is required and is available at the UW bookstore and costs about \$10.

The three lab TA's information are below. Please contact them for all lab related questions.

labs section times	office and office hours	TA	email
Tues. 1-3 Tues. 3-5 Weds. 3-5	GE-321 Thurs. 9:45-11:45	Brandi Lawler	blawer@uwyo.edu
Tues. 10-12 Weds. 1-3 Thurs. 10-12	GE-316 Weds. 9-11	Michelle Gess	mgess1@uwyo.edu
Tues. 8-10 Tues. 7-9 Thurs. 8-10	ESB-2002 Mon. 10-12	Anthony Moraes	amoraes1@uwyo.edu

Lab attendance

Attendance is required in lab. The labs are all in the Geology building second floor room 211. **You cannot turn in your lab without attending—attempting to do so is considered cheating.** Because most all labs are full, you must attend the section for which you are registered. If you show up at another lab section without prior arrangement, you will be turned away. With a valid university excused absence, you may attempt to attend another lab section by contacting your lab TA who will tell you if space exists in an alternate lab.

in an alternate lab.

Material to bring each lab

You must bring your lab manual, a calculator, and a pencil to each lab. We will supply rulers, protractors, compasses, etc.

Lab quizzes

There will be a short 5 minute quiz at the beginning of lab every week. If you are late to lab, you may miss the quiz and will not be able to make it up. You cannot use your phone during lab quizzes.

Lab late work policy

Laboratory exercises must be turned in on the date specified to receive credit—no late assignments will be accepted without an official University excuse.

Missed lab make-up work

If you have a pre-scheduled university-excused absence, you must contact your lab teaching assistant (TA) at least one week before the university-excused absence. Also, If you miss a lab or quiz due to a verifiable, excused absence as determined by university regulations, or you have a verified slip from the office of student life or other valid documentation (e.g., sickness), you can make up the lab and lab-quiz. In both case, this make-up work must be scheduled with your lab teaching assistant. The lab makeup must occur within one week of the missed lab unless there is an extended absence (e.g., extended sickness), in which case your lab TA will make arrangements with you.

Academic dishonesty and examples


Academic dishonesty is defined by UW regulation 802, revision 2, as “an act attempted or performed which misrepresents one’s involvement in an academic task in any way, or permits another student to misrepresent the latter’s involvement in an academic task by assisting the misrepresentation.” This includes but is not limited to 1) copying lab answers from a previous semester or different lab section and turning the work in as your own; 2) copying answers to a quiz from another student; 3) discussing quiz content with a student in another lab section. Plagiarism and cheating are not tolerated, and there is a university procedure to judge such cases.

- Looking at another student's exam during testing
- Copying another student's lab
- Copying another student's homework
- Asking another student for questions/answer to online quizzes.
- Using a cell phone, tablet, laptop during test.
- Looking at any written material during test.
- Writing material on your hand to use during a test.

Student tutoring and support services

Tutoring is available in this class at the STEP Tutor Center. Students who seek academic help in this class tend to perform 15-20% better than students who do not. STEP is open Sunday-Thursday from 5-9pm and is located in Coe Library. Sessions are drop in (no appointments) and are 30 minutes in length. Please visit the STEP Tutor Schedule for days and times: www.uwyo.edu/step (<http://www.uwyo.edu/step>).

In case of an accident or anything that prevents you from attending class for an extended period, contact the Office of Student Life (307)766-3296, [dos@uwyo.edu \(mailto:dos@uwyo.edu\)](mailto:dos@uwyo.edu). For free counseling, contact the University Counseling Center (307)766-2187, [uccstaff@uwyo.edu \(mailto:uccstaff@uwyo.edu\)](mailto:uccstaff@uwyo.edu). For disability support, the University Disability Support Services can be reached at (307)766-6189, [udss@uwyo.edu \(mailto:udss@uwyo.edu\)](mailto:udss@uwyo.edu). The UW Veterans Services Center can be reached at (307)766-6908, [uw-vets@uwyo.edu \(mailto:uw-vets@uwyo.edu\)](mailto:uw-vets@uwyo.edu).

 (http://en.wikipedia.org/wiki/Public_domain) This course content is offered under a [Public Domain \(http://en.wikipedia.org/wiki/Public_domain\)](http://en.wikipedia.org/wiki/Public_domain) license. Content in this course can be considered under this license unless otherwise noted.