





Study Abroad: **Underrepresented minority (URM)** vs **Not URM**
Descriptive Statistics


 **UNDERREPRESENTED MINORITY (URM)**


 8.5% of underrepresented minority students studied abroad


 STUDY ABROAD vs.  NO STUDY ABROAD


 High School GPA = 3.53 vs. 3.21

 SAT Score = 1127 vs. 1010


 % Female = 71.5% vs. 57.0%

 Degree in 6 years = 93.0% vs. 50.6%


 Degree in 4 years = 60.6% vs. 24.2%

 Semesters to Degree = 12.1 vs. 12.8


 GPA at Degree = 3.27 vs. 3.05


 Credit Hours at Degree = 167.0 vs. 149.6


 **NOT URM**


 15.1% of not underrep.minority students studied abroad


 STUDY ABROAD vs.  NO STUDY ABROAD


 = 3.70 vs. 3.51


 = 1243 vs. 1158


 = 66.4% vs. 50.6%

 = 95.4% vs. 66.0%

 = 74.3% vs. 42.0%

 = 11.6 vs. 12.1

 = 3.44 vs. 3.27

 = 151.0 vs. 147.4

Study Abroad: **Underrepresented minority (URM)** vs **Not URM**
Matching Analysis



**UNDERREPRESENTED
MINORITY (URM)**



NOT URM



DEGREE IN 6 YEARS

7.8pp

Among URM students, those who SA are 7.8pp more likely to graduate in 6 years compared with non-SA students. For non-URM students, the differential is 3.9pp.

3.9pp



DEGREE IN 4 YEARS

11.6pp

Among URM students, those who SA are 11.6pp more likely to graduate in 4 years compared with non-SA students. For non-URM students the differential is 8.4pp.

8.4pp



**SEMESTERS TO
DEGREE**

-0.26

Among URM students, those who SA graduate 0.26 semesters, or approximately 4 weeks, faster compared with non-SA students. For non-URM students, the differential is 0.22 semesters (3.5 weeks).

-0.22



GPA AT DEGREE

0.12

Among URM students, those who SA earn a 0.12 higher GPA compared with non-SA students. For non-URM students, the differential is 0.09.

0.09



CREDIT HOURS EARNED

6.82

Among URM students, those who SA earn 6.82 more credit hours compared with non-SA students. For non-URM students, the differential is 1.77 credit hours.

1.77