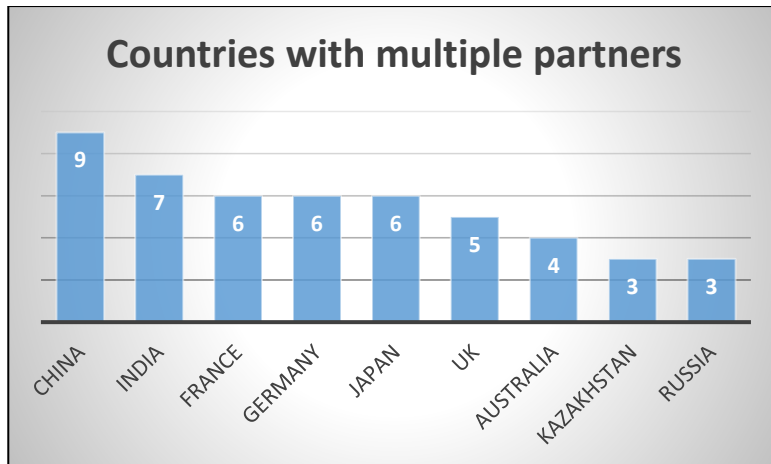




International Partners Profile

(As of September 1, 2019)

83 DIFFERENT PARTNERS FROM 39 COUNTRIES



Types of Agreements:

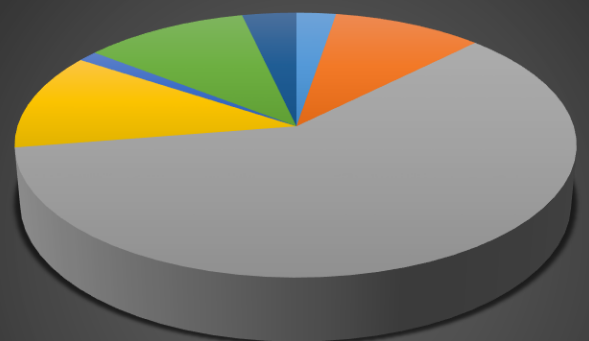
- Memorandum of Understanding (49)
- Student Exchange (38)
- Study Abroad (2)
- Collaborative Degree (6)
- Consortium (3)
- Joint Funding Initiatives (1)

2018-2019 Academic Year Student Mobility

Leading Destinations

Country	2018-2019 EA Enrollment	Percentage of Total Enrollment
1. United Kingdom	147	23.8%
2. Italy	88	14.3%
3. Spain	75	12.2%
4. France	67	10.9%
5. Australia	53	8.6%
6. Germany	45	7.3%
7. Japan	34	5.5%
8. Ecuador	27	4.4%
9. Belgium	23	3.7%
10. Jordan	20	3.2%
11. Czech Republic	19	3.1%
12. Greece	17	2.8%
13. Chile	17	2.8%
14. Netherlands	17	2.8%
15. Iceland	15	2.4%

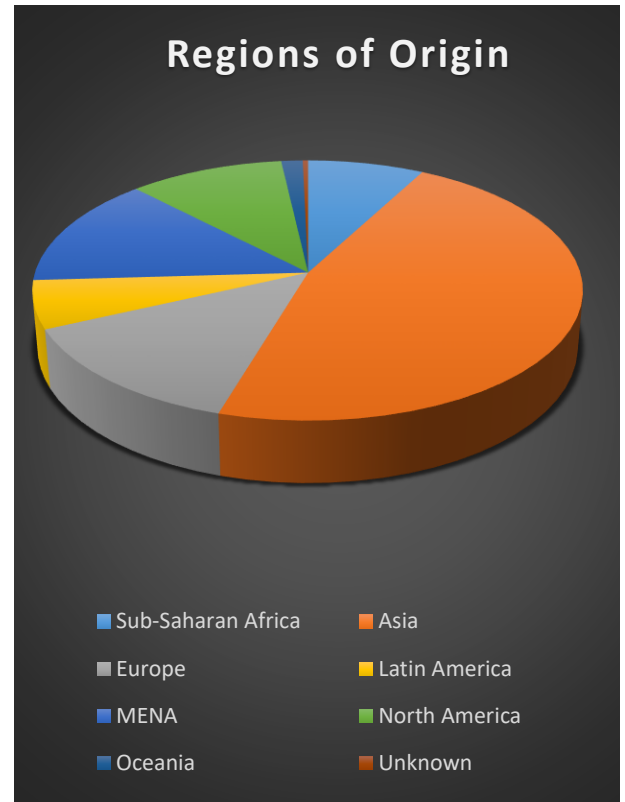
Host Regions for UW students



- Sub-Saharan Africa
- Asia
- Europe
- Latin America
- North America
- Oceania
- Multiple

Leading Countries for International Students

Country	2018-2019 ISS Enrollment	% of Enrollment
China	147	17.6%
Canada	87	10.4%
India	85	10.2%
Bangladesh	41	4.9%
Nepal	37	4.4%
Saudi Arabia	36	4.3%
Nigeria	28	3.3%
Kuwait	26	3.1%
Iran	22	2.6%
Russia	19	2.3%



2018-2019 International Research by College*

Australia		X						
Bolivia							X	
Brazil		X			X			
Chile		X					X	
England				X			X	
France		X	X				X	X
Germany		X					X	
Ghana	X							
Israel		X						
Italy								X
Kenya			X					
Morocco		X						
Namibia		X						
Netherlands							X	
Poland				X				
Scotland							X	
Switzerland								X
Tanzania								X
Wales		X						
	Agriculture & Natural Sciences	Arts & Sciences	Business	Engineering & Applied Sciences	Health Sciences	Law	Haub School	Other

*Only those projects funded by the Global Engagement Office are reported here.