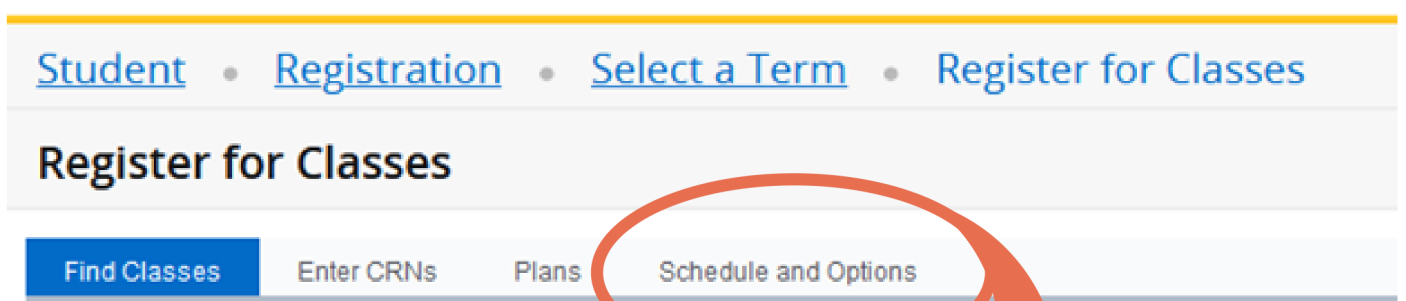


How to change total number of **INTERNSHIP/RESEARCH CREDITS**

1

Log onto Student Portal in WyoRecords


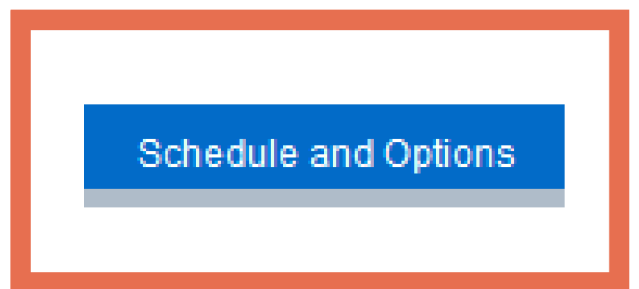
Go to the active Registration Page.
Look for “Schedule & Options”



2

Click on “Schedule & Options”

The semester schedule
will appear



3

Find Underlined Credits

Click on the credits,
and change to the
necessary number

4

Click the “Submit” button

You are good to go

