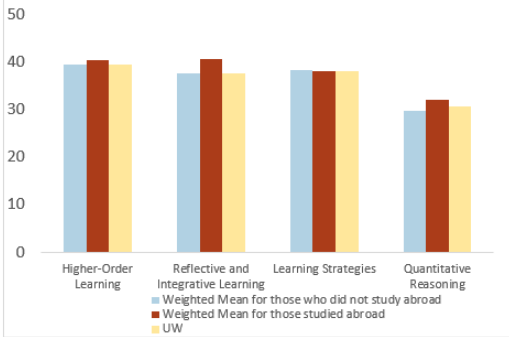




Dear Colleagues – Sorry to catch you on such a busy day. Best wishes for move-in and the busy-ness of first days of school. The purpose of this Info Blast is to inform you about the types of information our office puts together and to provide a brief summary of different projects we work on along with the findings. This time we want to describe some findings from the NSSE and share another analysis from the Brown & Gold.

Academic Challenge

Comparison with Education Abroad Senior Participants 2015 and 2018



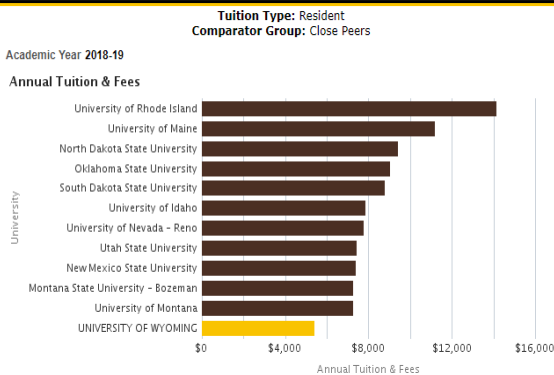
National Survey of Student Engagement (NSSE)

The NSSE is an annual collection of information at universities and colleges across the country about first-year and senior students' participation in programs and activities that institutions provide for their learning and personal development. It measures students' experience in undergraduate education through four Academic Engagement Themes and ten Engagement Indicators. The NSSE survey results are important because first, it provides students perspective on institutional efforts and can inform improvement efforts, and second, it provides indicators of educational quality—*what matters to student success*.

At UW, we examined the 2015 and 2018 NSSE results in relation to international education and student success. Education abroad programming is considered a high-impact practice in relation to student engagement by comparing NSSE responses of those who planned to or actually studied abroad with those who did not. This figure provides a comparative analysis between education abroad students and who do not education abroad on the four engagement measures of Academic Challenge. The dark middle bar shows that in reflective/integrative learning and quantitative reasoning, students in the study abroad category had higher scores. For a full report, including analyses of international students, go to <http://www.uwyo.edu/oia/files/research-reports/education-abroad-and-student-success-2019.pdf>

Brown & Gold Tuition & Fees Section

Annual Tuition & Fees



Ever wonder how UW tuition & fees stack up to our peers? The Brown & Gold Report has an entire page dedicated to helping potential students as well as the UW community understand how we compare. This left bar chart displays the resident tuition & fees for UW and our close peer group. Wyoming's resident tuition and fees are the lowest of both our peers, as well as any public, doctoral institution in the nation.

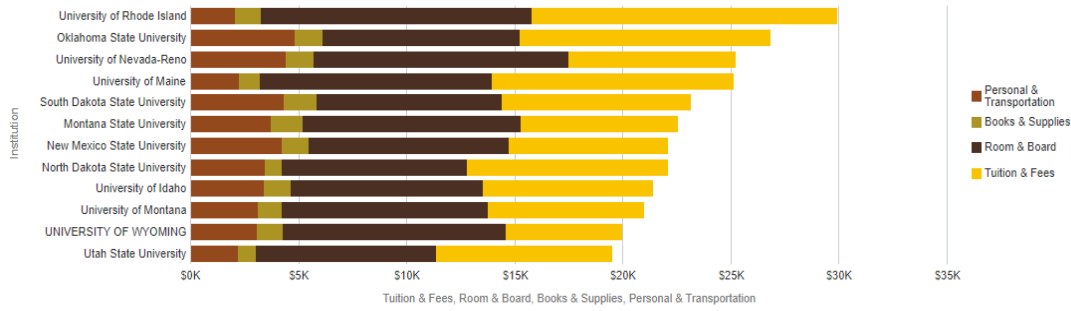
Cost of attendance is part of Higher Education Act which requires institutions to include tuition & fees as well as room & board, books & supplies, and personal & transportation costs for a student to attend an institution for a full year. The idea is that by disclosing all costs,

students are better informed about all costs associated with attending a university or school. This cost is also used to calculate financial aid budgets for students. From this graph, you can see that Wyoming compares well to our peers, but Utah State University reports a lower cost of attendance.

Cost of Attendance

Tuition Type: Resident
 Comparator Group: Close Peers

Tuition & Fees, Room & Board, Books & Supplies, Personal & Transportation



Have a great day and feel free to contact us at uia@uwyo.edu.



Sue Koller
 Institutional Analysis
 University of Wyoming
 (307)766-2896