



How to enroll with United Airlines to receive Cowboys Traveler Benefits



 AIR CANADA  ANA  LUFTHANSA GROUP

University of Wyoming

March 2024

How to book your business travel directly with United

Step 1: Connect your MileagePlus account with 1x email validation

University of Wyoming employees can register [here](#).

Please have your MileagePlus information handy before you get started.
Not a member yet? Please use the link above

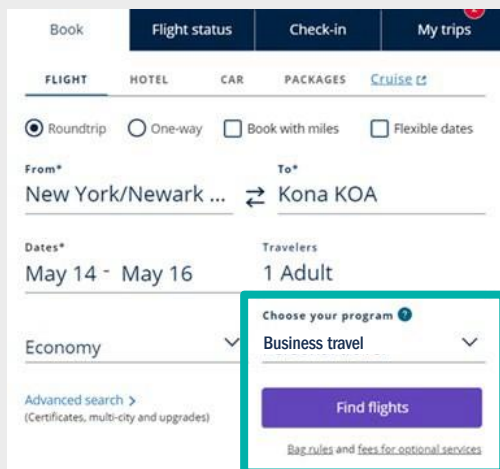
During the registration process, you will receive a validation code from noreply@united.com. Your administrator may need to whitelist this email address.

Step 2: Book your next trip on united.com or the United mobile app

Sign into your MileagePlus account on the United mobile app or on united.com.

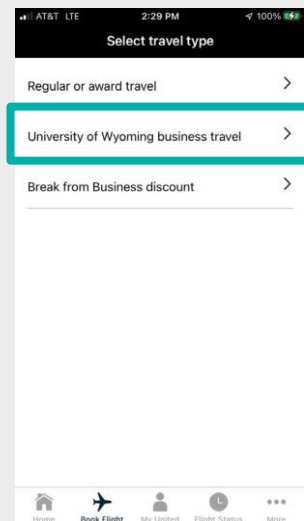
UNITED.COM

On the booking screen, select "Business travel."



UNITED MOBILE APP

When you click "Book Flight," select "University of Wyoming business travel."



Fares will appear with the discount applied. You must be signed in and on the reservation.



BREAK FROM BUSINESS DISCOUNTS

United recognizes your loyalty, regardless of why you're traveling.

While we love flying with you for work, we know that sometimes you need a break. Your company's relationship with United gives you access to up to 10% off your personal travel when you book by December 31, 2024.¹

When it's time for a break, here are the details:

Enjoy varying discounts on your global travel in any cabin, except Basic Economy

All travelers on your same reservation are eligible for Break from Business discounts

Book with ease on united.com or the United mobile app when logged into MileagePlus

Use the discount anywhere United flies*

Fly on United or United-marketed flights operated by Air Canada, All Nippon Airways or Lufthansa Group airlines.**

¹Terms and conditions apply.

*Discount valid for U.S. Point of Origin to all destinations and worldwide Point of Origin to U.S. destinations.

**For travel originating in Japan, this discount is only valid on United-operated flights

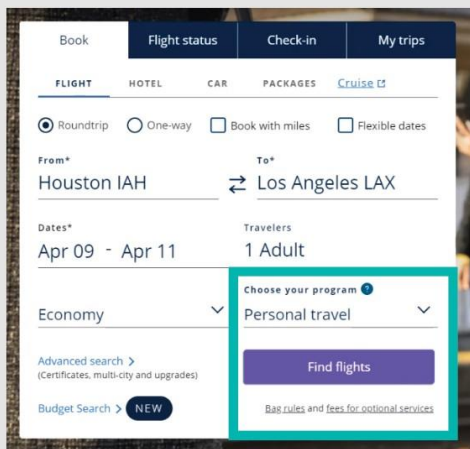
Step 1: Connect your MileagePlus account with email validation

- You will automatically gain access to Break from Business discounts when you enroll your United MileagePlus account in the business discount program
- Separate enrollment not required

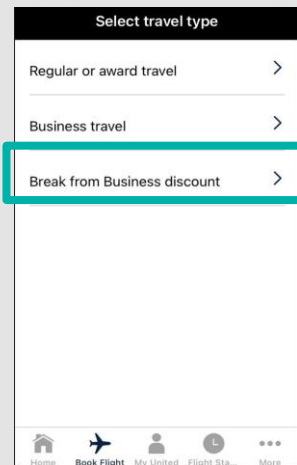
Step 2: Book your next adventure on united.com

Sign in to your MileagePlus account on the United mobile app or on united.com.

UNITED.COM
On the booking screen,
select **“Personal travel.”**



UNITED MOBILE APP
When you click “Book Flight,”
select **“Break from Business discount.”**



Break from Business fares will appear with the discount applied. You must be signed in and on the reservation for discount to appear.

[Step 3: Learn more about Break from Business at united.business/breakfrombusiness](https://united.business/breakfrombusiness)