

# Wyoming Wool Growers Association

**Bryce R. Reece**

**Executive Vice President**



# Wyoming Wool Growers Association : History

- Organized under the auspices of the State Board of Sheep Commissioners.
- Early in 1905, a newspaper call was issued for a meeting of “flockmasters” of the state to organize a state association for the mutual protection and the advancement of the industry.”
- Dr. J.M. Wilson, then president of the State Sheep Board, was elected president of the new organization. John W. Hay of Rock Springs, was selected to serve as Vice- President.
- Leading figures of the state's industry formed the organization, most notably Governor C.S. Brooks, Robert Taylor, John W. Hay, T.A. Cosgriff, and Senator Francis Warren,





# Wyoming Wool Growers Association : History

- The chief task of the new organization was to fight the state of scab.
- Over the years, the Association has taken an active part in the handling of the numerous governmental and economic problems that have affected the industry. Senator Francis E. Warren and F. M. Wilson became national figures in the tariff controversies, the public lands problems, and the difficulties of disease control.
- In 1910, the Association retained an association detective as a means of solving the identity of persons involved in attacks on sheep camps and corrals.
- The association was one of the early participants in the Chicago wool warehouse and storage plan promoted by John Holladay, which was the first forerunner of modern grower wool marketing systems.



# Wyoming Wool Growers Association : History

- *If the history of Wyoming and the West were to parade before us, a myriad of images would come to mind.*
- *The Trappers and Fur Traders personified the spirit of adventure and exploration. Then came the Soldiers, to conquer and civilize. The gambling Miners arrived, risking all on just a chance. The Cowboy was the romantic image of the West. The Sodbuster brought the family. Even the Outlaw added his notoriety.*
- *Is it no wonder with so many “highfalutin” heroes around that the story of the sheepman is often overlooked? But he’s been here all along---patient and persistent. It was indeed the sheepman who brought an economic stability to the West while these other heroes marched in and out.*
- *He was mostly an independent sort. But when troubled times arrived, he drew close to his counterparts. Perhaps the most significant state group to evolve from these shared troubles and this need to draw together, the group which in its own way was to so deeply impact and help shape and mold Wyoming into the state we all love and cherish today, was the Wyoming Wool Growers Association.*

- From “Sheep In Wyoming- A History of the Wyoming Wool Growers Association” by Donna Whitson and Jessie Baker, 1978







# Wyoming Wool Growers Association : History

*“Since this was the formative period for many government programs- especially in the national forests, predatory animal control, and disease eradication- the Wyoming state association has held a closer individual relation to federal policies than any other association not national in scope.”*

Edward Norris Wentworth's work entitled "America's Sheep Trails: History, Personalities", published by the Iowa State College Press, 1948; and (2) a manuscript entitled "Historical Phases of the Sheep Industry in Wyoming" an address by Col. Edward Norris Wentworth's, Director, Armour's Livestock Bureau, Chicago Illinois before the Wyoming Wool Growers Association Convention, Worland, WY., August 2, 1940.





Wyoming Wool Growers Association/  
Mountain States Lamb Cooperative/  
University of Wyoming

# Ram Sire Test







# "Ram Sire Test"

- Began in 2001
- Designed to be joint effort between WWGA, MSLC and UW
- WWGA provides logistical, administrative, promotional and managerial support
- MSLC serves as consultant to Test, as well as providing access to MSLC members to gain consignors as well as buyers and helps to promote Test
- UW provides facilities as well day-to-day management of rams





# "Ram Sire Test"







# "Ram Sire Test"

## Data Collected:


- ⇒ Beg./Ending weight- 20 day interval wts.
- ⇒ Average Daily Gain
- ⇒ Loin Eye Area (Ultrasound)
- ⇒ Back Fat (Ultrasound)
- ⇒ Scrotal Circumference
- ⇒ Overall Structural Measurements
- ⇒ B. Ovis status (blood test)
- ⇒ Scrapie Genetics (blood test)

Only parameter not able to be determined was individual feed efficiency as measured by:

$$\frac{\text{Total pounds of feed consumed}}{\text{Total weight gained}}$$

From this we can determine individual cost of gain





## "Ram Sire Test"

- GrowSafe System
- Computerized system
- Utilizes electronic eartags
- Individualized weigh stations
- Continuously monitors
- Transmits wirelessly to main station
- Continuously records each animals intake



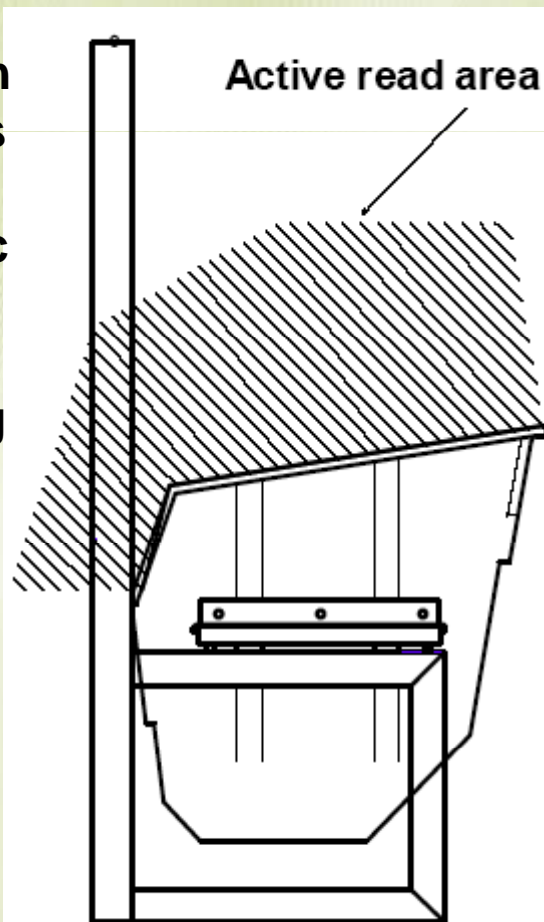
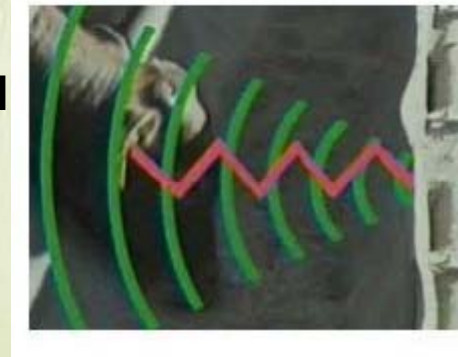




Antenna in each feed bunk emits an electromagnetic field which activates the transponder tag



Upon activation, transponder tag emits a signal to the antenna to identify the animal



Load cells record feed disappearance









## *Benefits of GrowSafe technology*

- **Most cost-effective method to measure feed intake**
- **Only method developed to date that allows measurement of feed intake on any sort of “scale”**
- **Less disruption in typical feeding behaviors compared with other methods**
- **Provides “real-time data**
- **Generates feeding behavior data (feeding frequency & duration) that can potentially predict sickness prior to visual signs of clinical symptoms**



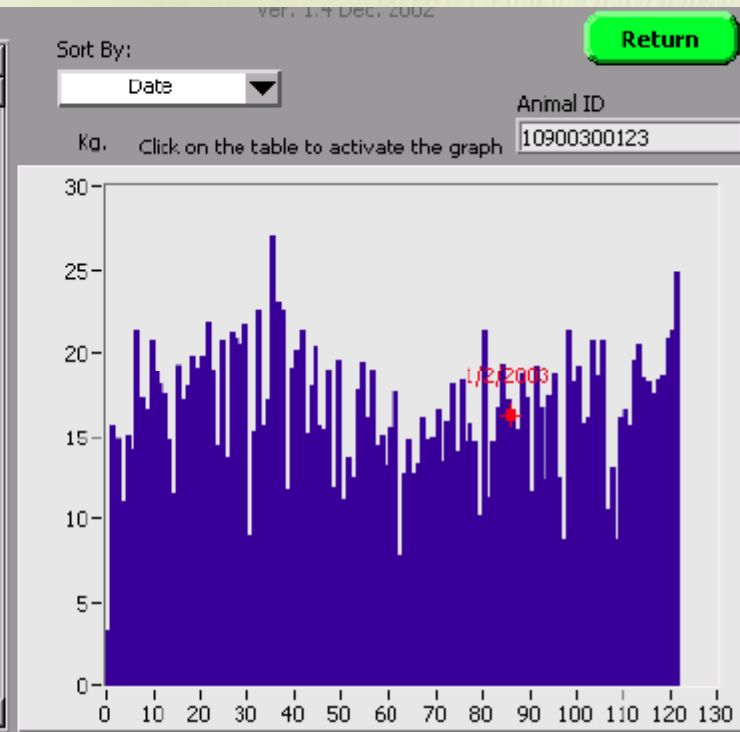


**Feed intake data**



# GrowSafe Data Acquisition System

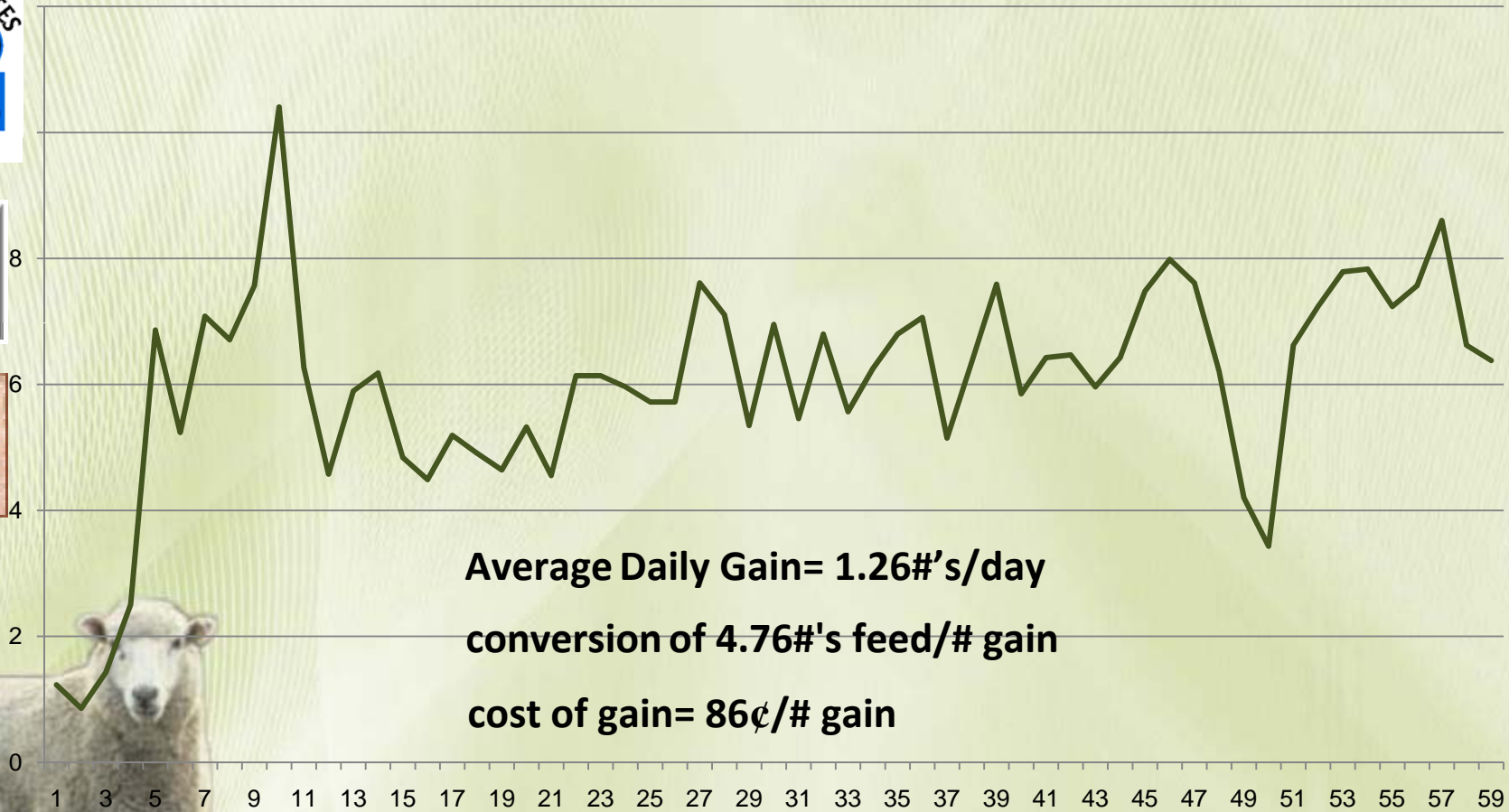
Animal ID	Date	No. of Visits	Intake (gm)	Weight (Kg)
2211356	10/7/2002	13	7290	
2219840	10/7/2002	3	3610	
2231673	10/7/2002	4	1980	
2231604	10/7/2002	3	6300	
2231781	10/7/2002	1	4110	
2231814	10/7/2002	3	3720	
2231866	10/7/2002	6	2000	
2231887	10/7/2002	5	2950	
2252506	10/7/2002	4	6140	
2252772	10/7/2002	34	2910	
2252780	10/7/2002	9	4670	
2259644	10/7/2002	4	6430	
2259738	10/7/2002	5	4170	
2259809	10/7/2002	14	5240	
2259820	10/7/2002	21	3640	
2259831	10/7/2002	28	9910	
10900300029	10/7/2002	3	2960	
10900300123	10/7/2002	2	3320	
10900300165	10/7/2002	3	1040	








# Example #1



**Average Daily Gain= 1.26#'s/day**

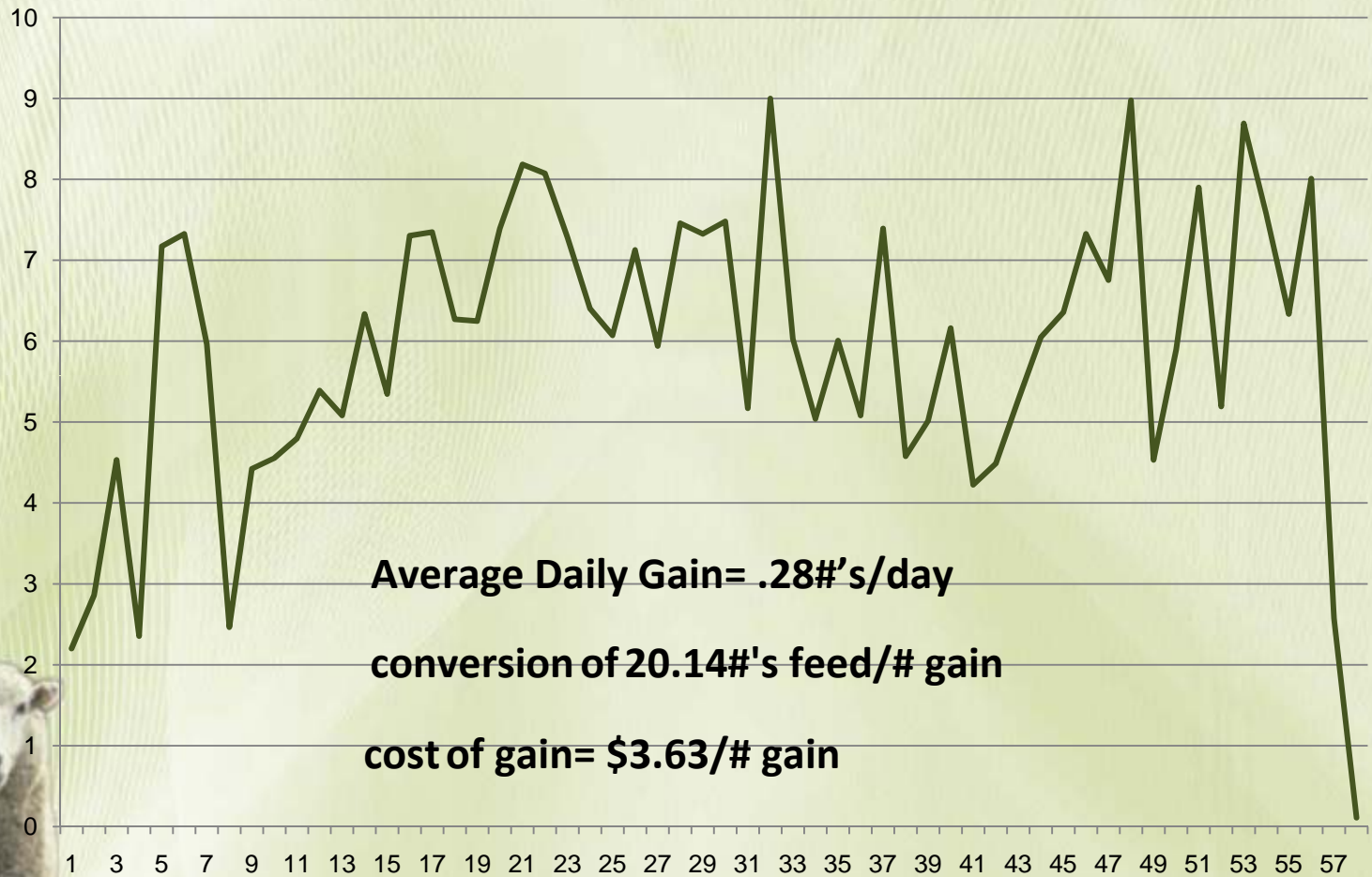
**conversion of 4.76#'s feed/# gain**

**cost of gain= 86¢/# gain**





## Example #2




**Average Daily Gain= .28#'s/day**

**conversion of 20.14#'s feed/# gain**

**cost of gain= \$3.63/# gain**





## *THANK YOU TO:*

UW  
President Tom Buchanan  
Dr. Bill Gern  
Dean Frank Galey  
Dr. Doug Hixon  
Brent Larson

