

This sample course has all tools (i.e. Assignments, Quizzes, etc.) visible to students. Note: If a menu item is hidden from students it will also be hidden from Advisors.

**Advisor is attached to a student with participation in the course:**

The screenshot shows the course home page for 'TEST Jim's Course' with the 'Modules' section selected. The left sidebar contains navigation links: Home, Syllabus, Files, Assignments, Quizzes, Modules, Grades, Collaborations, and Conferences. The main content area displays two modules. Module 1 includes 'Text Entry, Peer Reviewed' (Mar 22, 10 pts), 'Online Submission Assignment' (Mar 25, 10 pts), 'Quiz Allowing Students to View Responses' (Mar 24, 2 pts), 'Untitled 1.pdf', 'Group Discussions' (Mar 24, 0 pts), and 'Peer Review Discussion' (Mar 24, 0 pts). Module 2 includes 'Quiz No Student Results' (Mar 25, 2 pts) with a prerequisite of Module 1. A 'View Course Stream' button is in the top right, and a 'Coming Up' section lists upcoming events like 'Group Discussions' and 'Peer Review Discussion'.

This is the course home page. All current assignments are visible. Note only enabled options display in the sidebar but “People” remains hidden regardless of navigation.

The screenshot shows the course syllabus page for 'TEST Jim's Course'. The left sidebar is the same as the previous page. The main content area is titled 'Course Syllabus' and includes a 'Jump to Today' link. Below the title, it says 'This is a syllabus.' and displays a table of assignments. The table has columns for 'Date' and 'Details'. The assignments listed are: 'Text Entry, Peer Reviewed' (Tue Mar 22, 2016, due by 11:30pm), 'Group Discussions' (due by 11:30pm), 'Peer Review Discussion' (due by 11:00pm), 'Quiz Allowing Students to View Responses' (due by 11:00pm), 'Users Must Post Before Viewing Replies' (due by 11:30pm), 'Online Submission Assignment' (Fri Mar 25, 2016, due by 11:00pm), 'Quiz No Student Results' (due by 11:30pm), and 'Inactive Assignment' (Wed Mar 30, 2016, due by 11:00pm). On the right, there is a calendar for March 2016 and a section titled 'Assignments are weighted by group:' with a table showing 'Group' and 'Weight'. The table shows 'Assignments' at 0%, 'Week 1' at 50%, and 'Total' at 50%.

The full Syllabus and Calendar are both visible.

The screenshot shows the Canvas LMS interface. On the left is a dark sidebar with the UMW logo and navigation links: Home, Syllabus, Files, Assignments, Quizzes, Modules, Grades, Collaborations, Conferences, Account, Dashboard, Courses & Groups, Calendar, Inbox, Comments, and Library. The main content area is titled 'TEST Jim's Course > Files'. It includes a search bar and a table of files. The table has columns for Name, Date Created, Date Modified, Modified By, and Size. The files listed are: 'Templates' (folder, Jan 12, 2016), 'test shell request email template.docx' (file, Jan 12, 2016, 14 KB), 'Tutorials' (folder, Jan 12, 2016), and 'Untitled 1.pdf' (file, Jul 16, 2015, 16 KB, modified by James Williamson). A link for 'All My Files' is at the bottom right.

Name	Date Created	Date Modified	Modified By	Size
Templates	Jan 12, 2016			--
test shell request email template.docx	Jan 12, 2016	Jan 12, 2016		14 KB
Tutorials	Jan 12, 2016			--
Untitled 1.pdf	Jul 16, 2015	Jul 16, 2015	James Williamson	16 KB

Course Files that have been published and are not locked are visible and able to be downloaded by the Advisor.

The screenshot shows the Canvas LMS interface for the 'Assignments' page of 'TEST Jim's Course'. The sidebar is the same as the previous screenshot. The main content area has a search bar and a table of assignments. The table is divided into 'Upcoming Assignments' and 'Past Assignments'. The 'Upcoming Assignments' section lists: 'Group Discussions' (Due Mar 24 at 11:53pm, 2/5 pts), 'Peer Review Discussion' (Due Mar 24 at 11:53pm, -9 pts Not Yet Graded), 'Quiz: Allowing Students to View Responses' (Due Mar 24 at 11:53pm, 1/2 pts), 'Users Must Post Before Viewing Replies' (Due Mar 24 at 11:53pm, -5 pts Not Yet Graded), 'Quiz: No Student Results' (Due Mar 25 at 11:53pm, 1/2 pts), 'Online Submission Assignment' (Due Mar 25 at 11:53pm, /10 pts), and 'Inactive Assignment' (Not available until Mar 27, Due Mar 20 at 11:53pm, /10 pts). The 'Past Assignments' section lists: 'Text Entry, Peer Reviewed' (Available until Mar 28, Due Mar 22 at 11:53pm, 9/10 pts).

Assignment Name	Availability	Due Date/Time	Points
Group Discussions	Available until Mar 26	Due Mar 24 at 11:53pm	2/5 pts
Peer Review Discussion	Available until Mar 26	Due Mar 24 at 11:53pm	-9 pts Not Yet Graded
Quiz: Allowing Students to View Responses	Available until Mar 28	Due Mar 24 at 11:53pm	1/2 pts
Users Must Post Before Viewing Replies	Available until Mar 28	Due Mar 24 at 11:53pm	-5 pts Not Yet Graded
Quiz: No Student Results	Available until Mar 28	Due Mar 25 at 11:53pm	1/2 pts
Online Submission Assignment	Available until Apr 2	Due Mar 25 at 11:53pm	/10 pts
Inactive Assignment	Not available until Mar 27	Due Mar 20 at 11:53pm	/10 pts
<b>Past Assignments</b>			
Text Entry, Peer Reviewed	Available until Mar 28	Due Mar 22 at 11:53pm	9/10 pts

All assignments are visible. Since the student has participated, grades are visible for the student's submissions.

TEST Jim's Course > Assignments > Text Entry, Peer Reviewed

Text Entry, Peer Reviewed

Due	Points	Submitting	Available
Mar 22 by 11:50pm	10	a text entry box	Mar 18 at 12am - Mar 26 at 11:50pm 9 days

No Content

Next ▶

When viewed from the Assignments Tool, all assignments will only display the points possible and the assignment details. The student's submission can only be viewed through the Grades Tool.

TEST Jim's Course > Assignments > Text Entry, Peer Reviewed

Text Entry, Peer Reviewed

Due	Points	Submitting	Available
Mar 22 by 11:50pm	10	a text entry box	Mar 18 at 12am - Mar 26 at 11:50pm 9 days

No Content

Next ▶

Use this tool to view student's submissions

Assignments requiring a file upload will not display the file on the Assignments Tool.

Assignments that have not yet begun will not display any information.

TEST Jim's Course > Assignments > Group Discussions

Test Tool  
Home  
Account  
Syllabus  
Files  
Assignments  
Quizzes  
Modules  
Grades  
Collaborations  
Conferences

### Group Discussions

Due	Points	Submitting	Available
Thursday by 11:59pm	5	a discussion post	Mar 19 at 12am - Mar 26 at 11:59pm 8 days

This discussion is set to have specific student groups

Discussions also will not display through the Assignments Tool.

TEST Jim's Course > Assignments > Peer Review Discussion

Test Tool  
Home  
Account  
Syllabus  
Files  
Assignments  
Quizzes  
Modules  
Grades  
Collaborations  
Conferences

### Peer Review Discussion

Due	Points	Submitting	Available
Thursday by 11:59pm	0	a discussion post	Mar 19 at 12am - Mar 26 at 11:59pm 8 days

This discussion has peer reviews enabled

Continued demonstration of assignments accessed via the Assignments Tool.

The screenshot displays the Canvas LMS interface for a course titled "TEST Jim's Course". The breadcrumb trail indicates the path: [TEST Jim's Course](#) > [Quizzes](#) > Quiz Allowing Students to View Responses. The left sidebar contains navigation links: Account, Dashboard, Courses & Groups, Calendar, Inbox, Comments, and Library. The main content area shows the quiz details for "Quiz Allowing Students to View Responses". The quiz is due on Mar 24 at 11:50pm, worth 2 points, with 2 questions. It is available from Mar 19 at 12am to Mar 26 at 11:50pm (8 days). The time limit is set to "None". The instructions state: "This quiz has been configured to allow students see their quiz responses after completion as well as the correct answers." Navigation buttons for "Previous" and "Next" are visible at the bottom of the quiz details.

Quizzes will only display quiz details and will not display any results or grades unless viewed through the Grades Tool.

The screenshot displays the Canvas LMS interface for the same course, "TEST Jim's Course". The breadcrumb trail indicates the path: [TEST Jim's Course](#) > [Assignments](#) > Users Must Post Before Viewing Replies. The left sidebar is identical to the previous screenshot. The main content area shows the assignment details for "Users Must Post Before Viewing Replies". The assignment is due on Thursday by 11:58pm, worth 5 points, and is a "Submitting a discussion post". It is available from Mar 19 at 12am to Mar 26 at 11:58pm (8 days). The instructions state: "This discussion is visible to students but no replies will be shown until a student replies." Navigation buttons for "Previous" and "Next" are visible at the bottom of the assignment details.

Another discussion post viewed through the Assignments Tool.

TEST Jim's Course > Quizzes > Quiz No Student Results

Test Item  
Home  
Syllabus  
Files  
Assignments  
**Quizzes**  
Modules  
Grades  
Collaborations  
Conferences

Account  
Dashboard  
Courses & Groups  
Calendar  
Inbox  
Commons  
Library

### Quiz No Student Results

Due Mar 25 at 11:59pm   Points 2   Questions 2   Available Mar 19 at 12am - Mar 26 at 11:59pm 9 days   Time Limit None

#### Instructions

This quiz will not display any questions or responses to students.

Previous

Another quiz viewed through the Assignments Tool.

TEST Jim's Course > Modules

Test Item  
Home  
Syllabus  
Files  
Assignments  
Quizzes  
**Modules**  
Grades  
Collaborations  
Conferences

Account  
Dashboard  
Courses & Groups  
Calendar  
Inbox  
Commons  
Library

#### Module 1

Text Entry, Peer Reviewed	Mar 22	10 pts
Online Submission Assignment	Mar 25	10 pts
Quiz Allowing Students to View Responses	Mar 24	2 pts
Untitled 1.pdf		
Group Discussions	Mar 24	5 pts
Peer Review Discussion	Mar 24	0 pts

#### Module 2

Prerequisites: Module 1

Quiz No Student Results	Mar 25	2 pts
-------------------------	--------	-------

The Modules Tool displays all current published module components. If files are listed here, they can be downloaded.

The Collaborations Tool will not display any collaborations.

The Conferences Tool will not display any conferences.

The screenshot shows the Canvas LMS interface. On the left is a dark sidebar with navigation links: Home, Syllabus, Files, Assignments, Quizzes, Modules, **Grades**, Collaborations, Conferences, Calendar, Inbox, Comments, and Library. The main content area is titled 'Grades for Test Student1' and shows a table of grades for 'TEST Jim's Course'. The table has columns for Name, Due, Score, and Out of. The table lists several assignments, including 'Text Entry, Peer Reviewed', 'Group Discussions', 'Peer Review Discussion', 'Quiz Allowing Students to View Responses', 'Users Must Post Before Viewing Replies', 'Online Submission Assignment', 'Quiz No Student Results', and 'Inactive Assignment'. The table also shows a summary for 'Assignments' and 'Week 1'. On the right side of the page, there is a message: 'Calculation of totals has been disabled' and a 'Show All Details' button. Below this, a table shows 'Assignments are weighted by group' with columns for Group and Weight. The table lists 'Assignments' with a weight of 0%, 'Week 1' with a weight of 50%, and a 'Total' of 50%. A note at the bottom right states: 'Calculate based only on graded assignments'.

Name	Due	Score	Out of
<a href="#">Text Entry, Peer Reviewed</a>	Mar 22 by 11:59pm	8	10
<a href="#">Group Discussions</a>	Mar 24 by 11:59pm	2	5
<a href="#">Peer Review Discussion</a>	Mar 24 by 11:59pm		0
<a href="#">Quiz Allowing Students to View Responses</a>	Mar 24 by 11:59pm	1	2
<a href="#">Users Must Post Before Viewing Replies</a>	Mar 24 by 11:59pm		5
<a href="#">Online Submission Assignment</a>	Mar 25 by 11:59pm	7	10
<a href="#">Quiz No Student Results</a>	Mar 25 by 11:59pm	2	2
<a href="#">Inactive Assignment</a>	Mar 20 by 11:59pm	-	10
<b>Assignments</b>		-	0% of Final
<b>Week 1</b>		-	50% of Final

Group	Weight
Assignments	0%
Week 1	50%
<b>Total</b>	<b>50%</b>

Grades will display the same way the student sees them. All posted grades will be visible and any pending grades will have icons indicating they are not yet completed. The following screenshots will show how these submissions display if accessed through the Grades Tool.

## Viewing Graded Assignments as an Advisor


This screenshot shows the 'Submission Details' page for a peer-reviewed assignment in Canvas LMS. The breadcrumb trail at the top reads: **TEST Jim's Course** > **Assignments** > **Text Entry, Peer Reviewed** > **Test Student1**. The left sidebar contains navigation links: Test Term, Home, Syllabus, Files, **Assignments**, Quizzes, Modules, Grades, Collaborations, and Conferences. The main content area is titled 'Submission Details' and shows the submission for 'Text Entry, Peer Reviewed: Test Student1', submitted on Mar 23 at 12:56pm (late). The grade is 8 out of 10. A 'Paper View' button is visible. The submission content area displays 'Test Student 1's submission to the peer review.' The right sidebar is empty.

This submission can be viewed by the Advisor. Additionally, any comments made on the assignment through the instructor or peer review would display on the side.

This screenshot shows the 'Submission Details' page for an online submission assignment in Canvas LMS. The breadcrumb trail at the top reads: **TEST Jim's Course** > **Assignments** > **Online Submission Assignment** > **Test Student1**. The left sidebar contains navigation links: Test Term, Home, Syllabus, Files, **Assignments**, Quizzes, Modules, Grades, Collaborations, and Conferences. The main content area is titled 'Submission Details' and shows the submission for 'Online Submission Assignment: Test Student1', submitted on Mar 23 at 12:52pm. The grade is 7 out of 10. A 'View Feedback' button is visible. The submission content area displays '17 KB' and a 'View Feedback' button. The right sidebar is empty.

This is a student's submission for an assignment. The advisor will be able to view and download the student's submission.





TEST Jim's Course > Assignments > Inactive Assignment > Test Student1

Test Item

Home

Syllabus

Files

Assignments

Quizzes

Modules

Grades

Collaborations

Conferences

Account

Dashboard

Courses & Groups

Calendar

Inbox

Commons

Library


Submission Details

Inactive Assignment, Test Student1

Grade: out of 10

No Submission

Advisors will see “No Submission” if the student has not submitted anything to the assignment.



TEST Jim's Course > Assignments > Group Discussions > Test Student1

Test Item

Home

Syllabus

Files

Assignments

Quizzes

Modules

Grades

Collaborations

Conferences

Account

Dashboard

Courses & Groups

Calendar

Inbox

Commons

Library


Submission Details

Group Discussions, Test Student1 submitted Mar 23 at 12:53pm

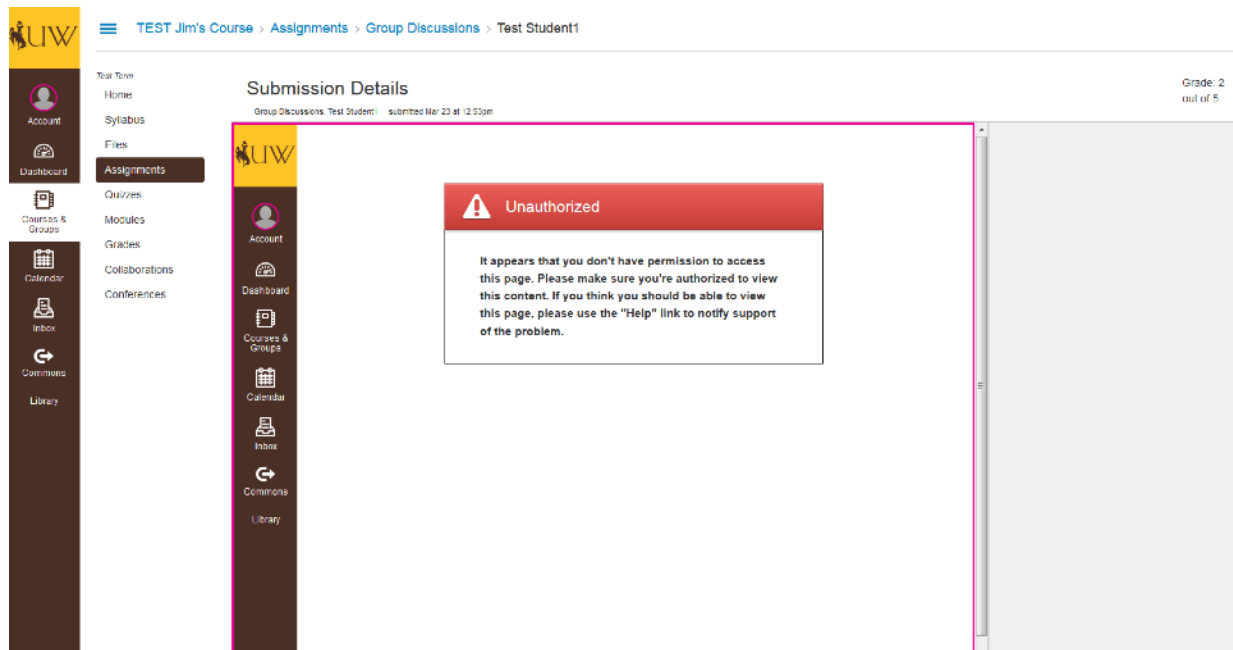
Grade: 2 out of 5

The submissions for this assignment are posts in the assignment's discussion for this group. Below are the discussion posts for Test Student1, or you can [view the full group discussion](#).

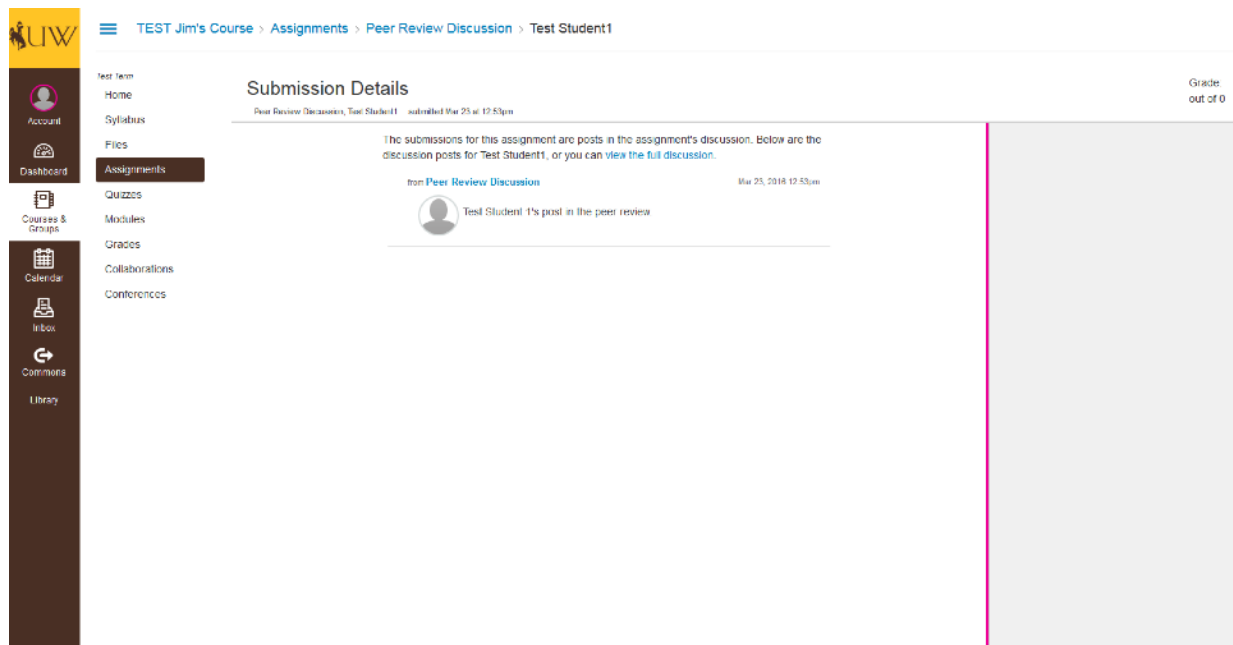
[view Group Discussions](#) Mar 23, 2016 12:53pm

 Test Student 1's post.

Discussions can be viewed by the Advisor as well. However, if the Advisor were to click the “view the full group discussion” button, they will see the following page.



This shows the page the Advisor will see if they click the “view the full group discussion” button.



Viewing Peer Discussions has the same permissions as Group Discussions.

This screenshot shows the 'Submission Details' page for an assignment titled 'Users Must Post Before Viewing Replies'. The breadcrumb trail indicates the path: TEST Jim's Course > Assignments > Users Must Post Before Viewing Replies > Test Student1. The left sidebar contains navigation links for Test Tools, Home, Syllabus, Files, Assignments (highlighted), Quizzes, Modules, Grades, Collaborations, and Conferences. The main content area shows the submission details for 'Test Student1', submitted on Mar 23 at 12:57pm. It states that submissions are posts in the assignment's discussion and provides a link to 'view the full discussion'. Below this, it shows 'Test Student 1's response to view replies.' The right sidebar shows the grade: 1 out of 5.

Here is another example of a discussion post that an observer might see.

This screenshot shows the 'Submission Details' page for a quiz titled 'Quiz Allowing Students to View Responses'. The breadcrumb trail indicates the path: TEST Jim's Course > Assignments > Quiz Allowing Students to View Responses > Test Student1. The left sidebar is identical to the previous screenshot. The main content area shows the quiz score: 1 out of 2, submitted on Mar 23 at 12:58pm. It notes that the attempt took less than 1 minute. The quiz consists of two questions. 'Question 1' is a multiple-choice question asking 'What is 1+1?'. The correct answer is 2, and the student's answer is 3. 'Question 2' is an essay question asking the student to 'Please write an essay response to this question.' The student's response is visible below the question. The right sidebar shows the grade: 1 out of 2.

If the student is allowed to view the quiz answers, so will the Advisor.

The screenshot displays the Canvas LMS interface. On the left is a dark sidebar with navigation icons for Account, Dashboard, Courses & Groups, Calendar, Inbox, Commons, and Library. The top navigation bar shows the breadcrumb: TEST Jim's Course > Assignments > Quiz No Student Results > Test Student1. The main content area is titled 'Submission Details' and shows 'Quiz No Student Results Results for Test Student1'. A message states: 'Quiz results are protected for this quiz and are not visible to students.' Below this, a yellow warning box says 'Correct answers are hidden.' The score is '1 out of 2' and a note says 'Some questions not yet graded.' On the right side of the main content area, the grade is listed as 'Grade: 1 out of 2'.

If the instructor hasn't allowed for answers to be shown, this is what the Advisor will see.