

Go to the Wyoming Flagging Traffic Control Certification from our main site or use the link below

<http://www.uwyo.edu/wyt2/wyoming-flagging-traffic-control/index.html>

The website will look like this

The screenshot shows the website's layout. At the top, there is a navigation bar with links for STUDENTS, PARENTS, ALUMNI, PEOPLE, WYOWER, VIRTUAL TOUR, GIVE, EVENTS, and A-Z DIRECTORY. Below this is a yellow banner with the UW logo and a search bar. The main content area has a breadcrumb trail: LW Home > WYT2 HOME > Wyoming Flaggers Traffic Control. On the left is a menu with categories like WYOMING TECHNOLOGY, TRANSFER CENTER HOME, MENU, WORKSHOPS, WYOMING FLAGGERS TRAFFIC CONTROL (highlighted), ATSSA WORK ZONE CERTIFICATION, SAFETY CONGRESS, PAVEMENT MANAGEMENT AND TRAFFIC VOLUMES, STAFF, ASSET MANAGEMENT, UNMANNED AERIAL SYSTEMS, SETTING SPEED LIMITS, RESOURCES, SAFETY PROGRAM, and NPZS LOAN PROGRAM. The main content area features the title 'WYOMING FLAGGERS TRAFFIC CONTROL CERTIFICATION' and two logos: the Wyoming Department of Transportation logo and the Associated General Contractors of Wyoming logo. Below the logos is the 'Background Information' section, which explains the program's goal and the course's approval. The 'Prices' section lists 'Regular Registration - \$35 per person'.

Scroll down and click on the “Register and enroll” button

You will be taken to a website to enroll that looks like this:



## Wyoming Flaggers Traffic Control Certification

Started Jan 5, 2022

\$35 Enroll

Add to Cart



Flaggers play a vital role in protecting the traveling public and workers from the dangers and hazards on roadway construction and maintenance projects. Careless use of the sign or distraction from duty can cause serious injury to workers or the motoring public. Flaggers that know and perform their flagger responsibilities correctly can prevent traffic incidents in the work area.

Click "\$35 Enroll"

You will be taken to a page to enroll with your PERSONAL email and your FIRST and LAST name

Canvas Catalog Fall 2022

[Sign in to Enroll](#)

Don't have an account? Sign up here!

**Full Name**  
First Last


**Email**  
first.last@personal.com

**Confirm Email**  
first.last@personal.com


I agree to the [Acceptable Use Policy](#) and acknowledge the [Privacy Policy](#).

**Promotion Code**  
Enter Promotion Code [Apply](#)

Total: \$35

I'm not a robot  reCAPTCHA  
Privacy - Terms

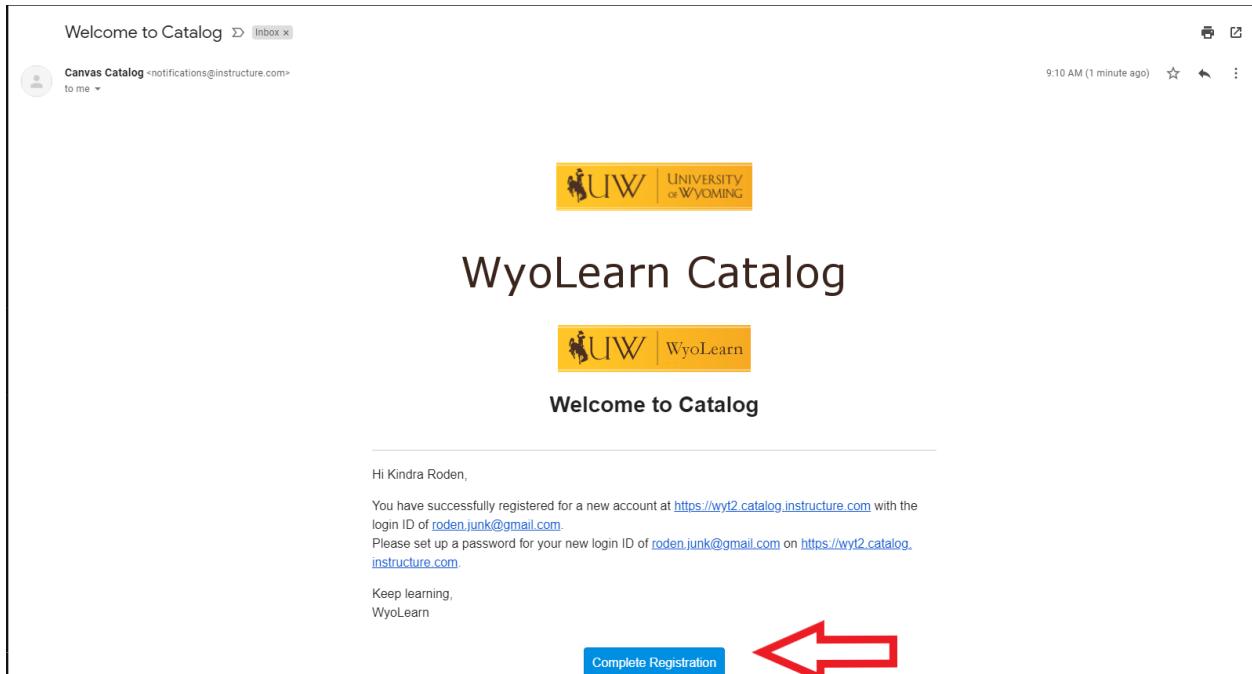
[Register New Account](#)




Once your correct information is enter click "Register New Account"

An email will go to the PERSONAL EMAIL you used to sign up. The email will be from Canvas Catalog with a subject of "Welcome to Catalog".

Click on the blue "Complete Registration" button.





You will be taken to a Canvas log in page. You will need to create a password and click “Register”. There is only ONE line for your password so make sure you type it correctly.



Once you click register you will click “Begin Course”

In Progress Completed Not Completed PDF Transcript

Courses


 Wyoming Flaggers Traffic Control Certification 

Started January 5, 2022, Self-paced

This manual and online test will certify you as a traffic control flagger and puts you on the path to working on road projects throughout Wyoming.

Wyoming Flaggers Traffic Control Certificate

UW WyoLearn

[Begin Course](#) 


You will now be able to take the course.

Flagger Certification

Calendar Year 2022

Home Grades


### Wyoming Flaggers Traffic Control Certification


 Wyoming Flaggers Traffic Control Certification


This manual and online test will certify you as a traffic control flagger and puts you on the path to working on road projects throughout Wyoming.

Wyoming Technology Transfer Center  
WYT<sup>2</sup>  
LTAP  
Local Technical Assistance Program

Flaggers play a vital role in protecting the traveling public and workers from the dangers and hazards on roadway construction and maintenance projects. Careless use of the sign or distraction from duty can cause serious injury to workers or the motoring public. Flaggers that know and perform their flagger responsibilities correctly can prevent traffic incidents in the work area.

 Below, you will find a link for a PDF manual that will help you learn about the job of a flagger. It tells you what your job is, how you will perform the job duties, what you wear, and how you fit into the overall temporary traffic control system. In addition, you will read about the different traffic control devices with which you need to be familiar to perform your job.

 WYOMING DEPARTMENT OF TRANSPORTATION

 ASSOCIATED GENERAL CONTRACTORS OF WYOMING

[View Course Stream](#)

[Drop this Course](#)

[View Course Calendar](#)

[View Course Notifications](#)

To Do

Nothing for now

Recent Feedback

Nothing for now

Make sure to scroll down and follow ALL DIRECTIONS.

First, complete the Information Survey by clicking on the hyperlink on the homepage

Calendar Year 2022

Home  
Grades

Account  
Dashboard

Courses

Calendar

Inbox

History

Help

←

#### INSTRUCTIONS

- Click > [Information Survey](#) and fill out the answers.
  - This is the name and employer we will upload to our master certification list on our website upon your completion of the course.
  - Once you are done click on Home in the left-hand corner and proceed with the course.
- Click > [Wyoming Flagger Traffic Control Manual](#) and read the training material.
  - You may use the *Wyoming Flagger Traffic Control Manual* on the test, but you may not ask others for assistance. To use the manual on the test, you can print it off by clicking on the "Download Wyoming Flagger Manual", opening the file, and printing it off.
  - You can have it opened on your computer while you take the test as long as it is in a separate window.
  - Click on the "Home" button on the left-hand side of the screen to return to this page.
- Click on the TAKE TEST button below to start the exam.
  - You will have 1 hour for the exam. The exam will automatically be submitted at that time no matter how many questions you have answered.
  - There will be 25 questions; you must get 20 correct to pass with an 80% test score.
  - The test must be completed and submitted in one sitting; you can not come back and finish the test later.** If you navigate away from the test page, the system will submit the test, which will count as one of your attempts.
  - You will be allowed three (3) attempts to achieve the required passing score of 80%.
  - Once you receive 80%, you do not need to test again and can click on the RETURN button on the upper-right hand side of the test-result page and exit the course.

#### PASSING SCORE:

- Once you have achieved the required score of 80%, you are certified and can begin working as a Traffic Control Flagger.
- You will receive an email with your certificate for completing the exam with the required score. The email can take up to a day for you to receive. It will be coming from Canvas Catalog.
- Your certification is good for 3-years with your current employer.
- If you change employers, you **must** recertify.

#### NON-PASSING SCORE:

- If you did not achieve 80% after 3 tries, please contact our office to register for a re-test.
  - Email: [WYT2C@wyo.edu](mailto:WYT2C@wyo.edu)
  - Call: 307-766-6743
- After a 24-hour waiting period, we will email you the enrollment link.

This is so we can correctly get all of your information for the certification

Calendar Year 2022

Home  
Grades

Account  
Dashboard

Courses

Calendar

Inbox

History

Help

←

Question 1 1 pts

Your First and Last Name

Question 2 1 pts

Email address used to register for this course.

Question 3 1 pts

Current Employer

Question 4 1 pts

If WYDOT Employee, list crew number. All others enter NA.

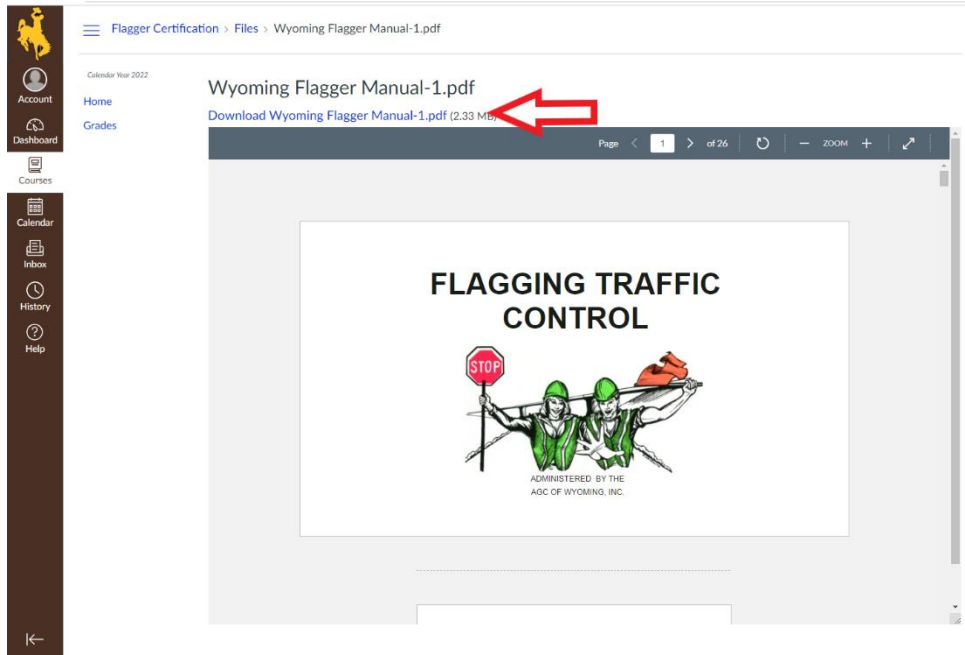
Once finished click "Submit Quiz" on the bottom right hand corner

The screenshot shows a quiz interface with a dark sidebar on the left containing navigation icons for Home, Grades, Account, Dashboard, Courses, Calendar, Inbox, History, and Help. The main content area displays three questions, each with a 1-point value and a text input field. Question 2 asks for the email address used to register. Question 3 asks for the current employer. Question 4 asks for the crew number if a WYDOT employee, or NA otherwise. A red arrow points to the 'Submit Quiz' button at the bottom right of the quiz area. The text 'Quiz saved at 9:44am' is visible next to the button.

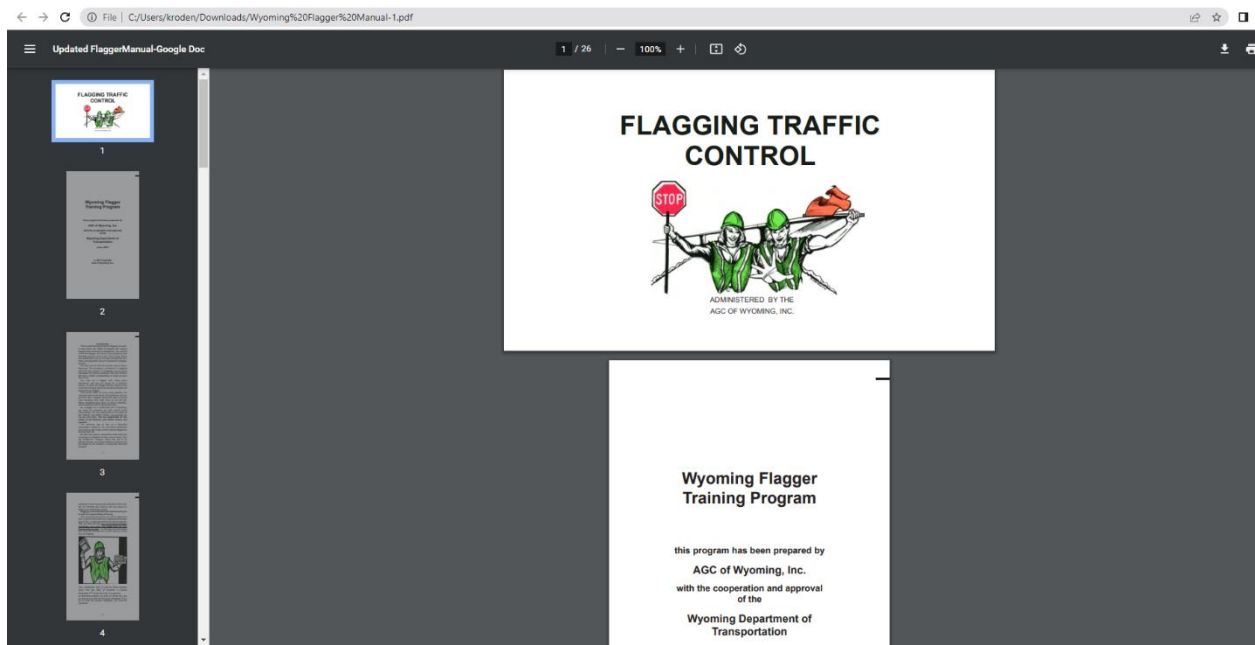
Then you may return to the home page. Click the hyper link under the 2<sup>nd</sup> bullet point.

“Wyoming Flagger Traffic Control Manual”

This will take you to the page where you can download the manual.



Once downloaded it will look something like below.



Once you feel ready to take the test scroll down on the home page and click "Take Test"



Calendar Year 2022

Home  
Grades

Account  
Dashboard  
Courses  
Calendar  
Inbox  
History  
Help

Flagger Manual", opening the file, and printing it off.

- You can have it opened on your computer while you take the test as long as it is in a separate window.
- Click on the "Home" button on the left-hand side of the screen to return to this page.

3. Click on the TAKE TEST button below to start the exam.

- You will have 1 hour for the exam. The exam will automatically be submitted at that time no matter how many questions you have answered.
- There will be 25 questions; you must get 20 correct to pass with an 80% test score.
- The test must be completed and submitted in one sitting; you can not come back and finish the test later. If you navigate away from the test page, the system will submit the test, which will count as one of your attempts.
- You will be allowed three (3) attempts to achieve the required passing score of 80%.
- Once you receive 80%, you do not need to test again and can click on the RETURN button on the upper-right hand side of the test-result page and exit the course.

**PASSING SCORE:**

- Once you have achieved the required score of 80%, you are certified and can begin working as a Traffic Control Flagger.
- You will receive an email with your certificate for completing the exam with the required score. The email can take up to a day for you to receive. It will be coming from Canvas Catalog.
- Your certification is good for 3-years with your current employer.
- If you change employers, you **must** recertify.

**NON-PASSING SCORE:**

- If you did not achieve 80% after 3 tries, please contact our office to register for a re-test.
  - Email: [WYT2C@uwyo.edu](mailto:WYT2C@uwyo.edu)
  - Call: 307-766-6743
- After a 24-hour waiting period, we will email you the enrollment link.
- The re-test will cost \$20 and allows you two more attempts at passing.
  - If you do not pass in the two extra attempts you will not be certified as a Traffic Control Flagger for the calendar year.

**Take Test**

<https://uwyo3.instructure.com/courses/3788/assignments/20195>

You must pass with 80%. You get 3 tries and after you pass you will receive an email with your certificate for passing the test, please allow a day for this email.

You will have 1 hour to complete the test.

You MAY USE the manual to complete the test.

Flagger Certification > Assignments > Flagging Traffic Control Exam

Calendar Year 2022

Home  
Grades

Account  
Dashboard  
Courses  
Calendar  
Inbox  
History  
Help

### Flagging Traffic Control Exam

You will have 1 Hour to complete the test. You may use the Wyoming Flagging Traffic Control Manual to complete this test. It must be completed in one sitting and you may not navigate off the test. You must receive 80% or better to earn your certification. You will have 3 attempts. Once you have achieved 80% or attempted the test 3 times you may exit the course.

**01:00:00** --  
Time Limit      No Due Date

0 of 3 attempts taken. This will be your 1st attempt.

**Begin**

◀ Previous

If you do not get 80% or higher after the three tries please contact our office for a re-test.

