

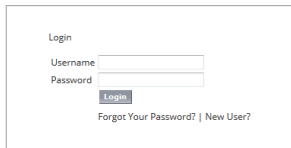
# University of Wyoming

## New First Time Freshman Application

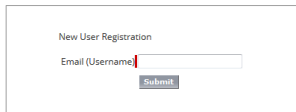
We recommend having your high school transcript in hand while filling out the University of Wyoming application as we will ask for specific information related to your classes. After submitting your application, have your high school transcript and test scores sent to UW for scholarship consideration.

- 1) Go to <http://www.uwyo.edu/admissions/apply.html>  
For an ideal experience, we recommend using FireFox, Chrome, or Safari as your browser.
- 2) Select the applicant type that best describes you.  
If you are currently in high school, you will select “Bachelor’s Degree Seeking Students”

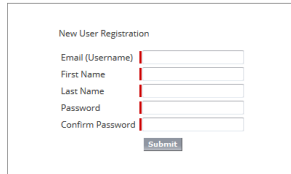
- 3) Select “New User?”



- 4) Enter your email address. Submit.  
Our system relies heavily on email addresses. If you have previously requested information, came to an event or campus visit, try to use the same email address you used previously.

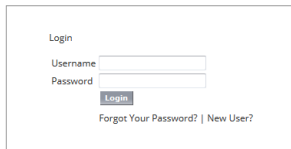


- 5) It will ask for your name and prompt you to create a password.



It is possible that we may have already added your information for you. If this is the case, it will prompt you to reset your password and check your email. You will receive an email from [admissions@uwyo.edu](mailto:admissions@uwyo.edu) containing your username and a temporary password. Go to the login page and enter your temporary password, it will then prompt you to create a new password, proceed to step 8.

- 6) Go to Login Page.
- 7) Login using your email address as your username and the password you just created.



- 8) You are in the application portal! Select “**Get Started**” near the bottom of the page.



9) Enter Contact Information. Select **“Next”**

Home | My Information | My Applications

**Application Sections**

**Contact Information**

First Name: Joe Middle Name:   
Last Name: Cowboy Suffix: --None--  
Former Last Name(s):  Nickname:

**Permanent Address**

Country: United States Street 1: 1886 Pistol Pete Dr  
Street 2:  Street 3:   
City: Laramie  
State: Wyoming  
Zip: 82071  
 Click here if your mailing address is the same as your permanent address

**Mailing Address**

Country: --None-- Street 1:   
Street 2:  Street 3:   
City:  State: --None--  
Zip:

**Other Information**

Phone:  Email: cowboyjoe@UWRocks.co  
Birthdate: 01/01/1886 Gender: Male

**Emergency Contact**

Relationship: Mother First Name: Pistol Annie  
Last Name: Cowboy Phone:   
Email: pistolannie@UWRocks.co Street 1:   
Street 2:  Street 3:   
City:  State: --None--  
Zip:  Country: --None--

Save Next

10) Select **“Yes”**

A-Z Index // Calendar // Give to UW // People // WyoWeb Search UW Website

ADMISSIONS ACADEMICS ATHLETICS RESEARCH UW LIFE UW PRIDE LOGOUT

Home | My Information | My Applications

Below is a current list of your application(s) on file. You can access your application(s) to view what has been submitted. Once an application is submitted, you may call the UW Admissions Office (1-800-342-5996) to make necessary changes.

**New Application**

Do you wish to start an application? --none--

11) Then enter your level and term. Select **“Add”**

You will select **“Undergraduate/Bachelors Degree Seeking”** and select the term that would begin after your high school graduation (i.e. graduate in May 2017, apply for **“Fall 2017”**)

A-Z Index // Calendar // Give to UW // People // WyoWeb Search UW Website

ADMISSIONS ACADEMICS ATHLETICS RESEARCH UW LIFE UW PRIDE LOGOUT

Home | My Information | My Applications

Below is a current list of your application(s) on file. You can access your application(s) to view what has been submitted. Once an application is submitted, you may call the UW Admissions Office (1-800-342-5996) to make necessary changes.

**New Application**

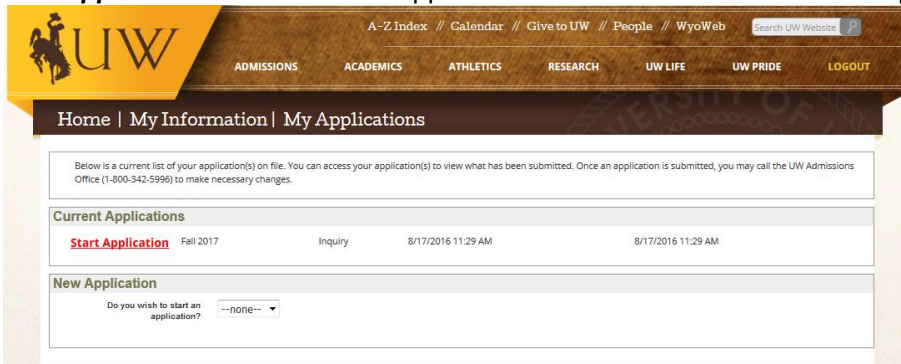
Do you wish to start an application? Yes

What level of degree are you seeking? Undergraduate/Bachelors Degree Seeking

Start term at the University of Wyoming? Fall 2017

Click 'Add' to add new application Add

12) Select **“Start Application”** in the Current Application section near the center of the page.



You can save and log out at any time. The **“LOGOUT”** button is in the upper right on all the pages. When you log back in, you will select **“Start Application”** to get into the application you started and select **“Next”** to get back to the page you left off.

13) Enter your citizenship and personal information. Select **“Next”**

The screenshot shows the 'Application' form with the following fields: 'Citizenship' (United States Citizen), 'Social Security Number' (\*\*\*-\*\*-3456), 'Personal Information' (What is your ethnicity? --None--), 'Available' (American Indian or Alaska Native, Black or African American, Native Hawaiian or Other Pacific Island, Asian), 'Chosen' (empty), 'United States Military Service' (--None--), and 'Military Branch' (--None--). There are 'Back', 'Save', and 'Next' buttons at the bottom.

14) Enter your graduation date (ensure the year is correct)

Answer the questions carefully. This is what determines the questions you will asked for the remainder of the application. Select **“Next”**

The screenshot shows the 'Application' form with the following fields: 'Self Identification' (What is your graduation date from high school? 5/1/2017 [8/17/2016]), 'Have you attended college and earned college credit, or are you planning to attend and earn college credit before starting at UW?' (Yes), and 'Was all of your college credit earned before graduating from high school?' (Yes). There are 'Back', 'Save', and 'Next' buttons at the bottom.

15) Enter your program of study and any interests you may have. Select **“Next”**

The screenshot shows the 'Academic Information' form with the following fields: 'Program of Study' (Accounting), 'Are you interested in pursuing a preprofessional program?' (--None--), and 'Academic Interests' (--None--). There are 'Back', 'Save', and 'Next' buttons at the bottom.

16) Answer the background questions accurately. Select **“Next”**

**Background Information**

Have you ever been convicted, made a plea of guilty, or accepted a deferred prosecution or judgment to a felony? --None--

Have you ever been required to register as a sex offender? --None--

Have you ever been found responsible for a disciplinary violation(s) at an educational institution you have attended from the 9th grade forward (or the international equivalent), whether related to academic misconduct or behavioral misconduct that resulted in a disciplinary action (e.g., probation, suspension, expulsion, etc.)? --None--

Do you have any pending disciplinary action(s) at an educational institution you have attended from the 9th grade forward (or the international equivalent), whether related to academic misconduct or behavioral misconduct that may result in a disciplinary action (e.g., probation, suspension, expulsion, etc.)?? --None--

[Back](#) [Save](#) [Next](#)

17) Enter your state of residency and if either of your parents have a 4-year degree (additional questions may appear) Enter high school information and select **“Add”**

- If you attended more than one high school, enter the information for the school that you will be graduating from.

- If your high school is not listed, select “--Not Listed--”. A text box will appear for you to type in your high school name, home school, or GED.

**Residency Information**

Of what state are you a resident? --None--

Do either of your parents have a 4-year baccalaureate degree? --None--

**High School Attended**

Secondary School

Outside of USA

School State: --None--

School Name: -- None --

Graduation Date:

[Add](#)

[Back](#)

18) Select **“Add High School Transcript Information”**.

The High School Transcript Information Page will open in a new window.

**Residency Information**

Of what state are you a resident? Tennessee

Do either of your parents have a 4-year baccalaureate degree? No

Please add transcript information using the Add High School Transcript Information button.

School Name	Action
Auburn School	You have entered 0 classes. <a href="#">Edit (done)</a> <a href="#">Add High School Transcript Information</a>

[Back](#) [Save](#) [Next](#)

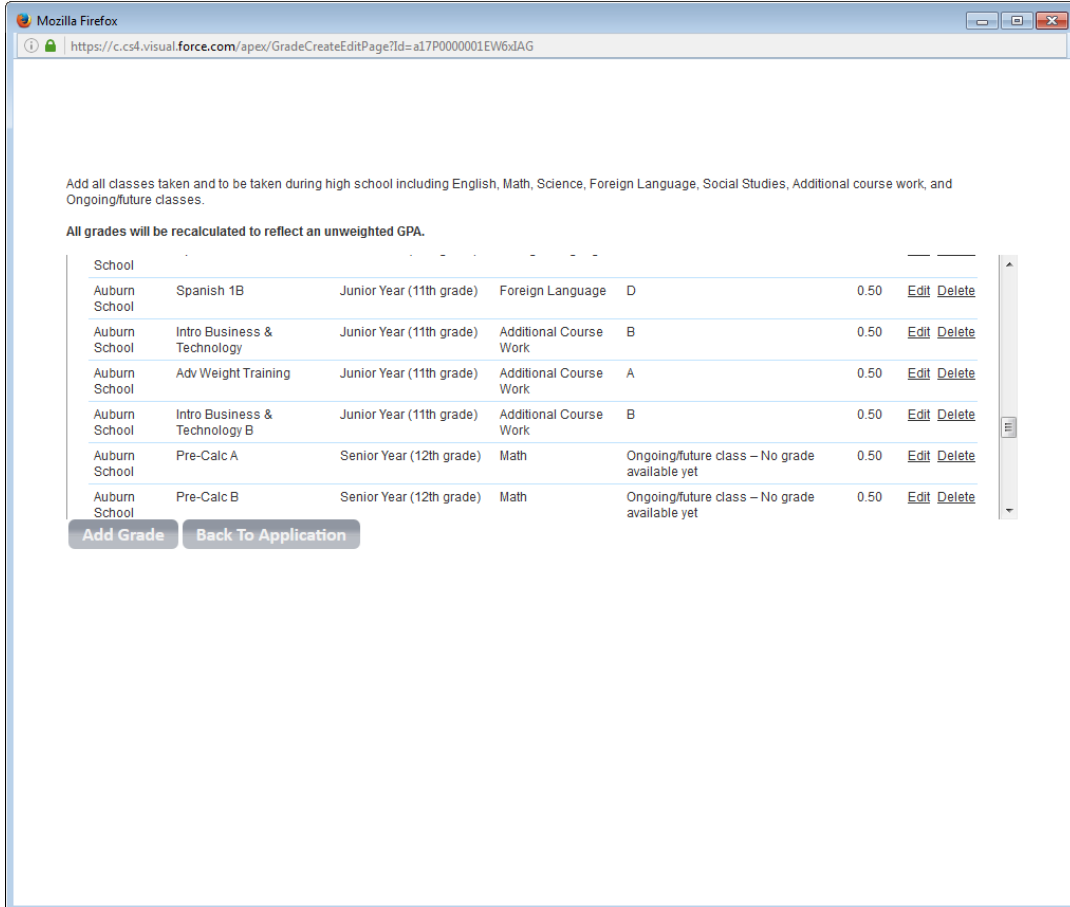
If no high school transcript information is entered and you select “Next”, you will get this error:

**Error:**  
Please add your transcript information using the Add High School Transcript Information button.

19) Enter **all** the classes from your high school transcript. Do not forget to enter your ongoing/future classes for your senior year that you have not taken yet. Select **“Add Grade”** to enter additional classes.

If you repeated or retook any classes, please enter all attempts. If you took any classes at a different high school, please enter them. We must be able to review **all** of your classes to make an early admission’s decision. We may request you to send transcripts and test scores if we do not have enough information to make an admission’s decision.

20) Select **“Back to Application”** when **all** your high school classes have been entered.



21) Select **“Next”** on your Residency/High School page.

**Residency Information**

Of what state are you a resident?

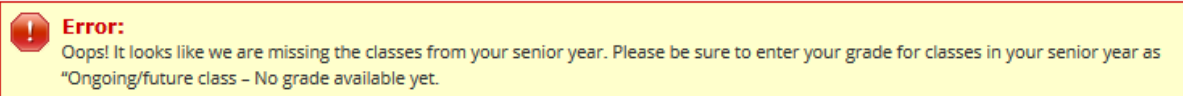
Do either of your parents have a 4-year baccalaureate degree?

Please add transcript information using the Add High School Transcript Information button.

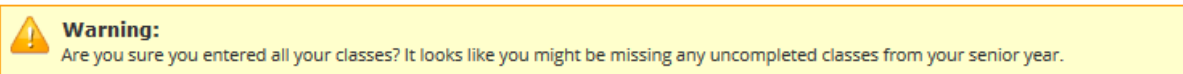
School Name	Action
Auburn School You have entered 51 classes.	<a href="#">Edit (done)</a> <a href="#">Add High School Transcript Information</a>

[Back](#) [Save](#) [Next](#)

If your graduation date is in the future and you do not enter any “ongoing/future classes” you will get this error:



If you enter less than 18 classes, you will also get a warning, but be allowed to continue with your application.



Select **“Add High School Transcript Information”** to add any classes you missed.

- 22) Add any college information for dual enrollment or other college classes taken while in high school. Enter your test scores and test date. (either ACT or SAT, you are not expected to have both) Select **“Next”**

**Previous College and/or Test Score Information**

College/University  Outside of USA  
 College State: --None--  
 College Name: -- None --  
 College Start Date:   
 College End Date:   
 College Degree: --None--  
 Grade Point Average:

**Add**

School Name	Action

**ACT or SAT Scores**

For admission, we will consider the highest composite score. Please enter the test scores affiliated with the test date of your highest composite score. The University of Wyoming does not super-score.

ACT Test Date:  ACT English:   
 ACT Math:  ACT Reading:   
 ACT Science:  ACT Composite:   
 SAT Test Date:  SAT Reading and Writing (EBRW):   
 SAT Math:

**Back Save Next**

- 23) Tell us how you heard about UW, select your payment mode, and click the **“Pay Now”** button to pay your application fee. After your fee has been paid successfully you will return to this page and be able to proceed with your application. Select **“Next”**

**Inquiry and Payment Information**

Tell us how you heard about the University of Wyoming and/or the program you are applying to? Referral/Friend or Family

What is your top reason for applying to the University of Wyoming? My dad graduated from Wyoming and my relatives live in Laramie

**Application Fee Payment**

Please select payment mode: Credit Card

A \$40.00 application fee is required to submit your undergraduate application. To pay, please click the "Pay Now" button and go to the University of Wyoming's payment page. Once the payment is complete please return to this page and click "Next".

**Pay Now**

**Back Save Next**

-If you have free/reduced lunch or are a member of GearUp, talk to your counselor to you may be eligible for a fee waiver.  
 -If you encounter complications with your application fee, the following are some suggestions that may resolve your issue.

- **How many times have you attempted to make the payment?**  
 Most companies will lock your card after 3 or more failed attempts to protect it from fraud. If you have attempted to pay 3 or more times, then you would need to call your bank/credit union/credit card company to see if your card is locked, and if so, to unlock it.
- **What browser are you using?**  
 I highly recommend avoiding Microsoft Edge, but Internet Explorer, FireFox, Safari, and Chrome work well with this system.
- **Do you know how your address is displayed on your card statement?**  
 Be sure your address matches **exactly** the address in which your credit/debit card statements are mailed to. If Avenue is spelled **all the way out** on your statements you receive from your card company/bank/credit union, then you will need to spell it out on this form as well. The system will not recognize it if it is not **identical**.

- **Take your time.**  
It's easy to rush through, especially if you've already entered the information once. It's human nature to get a little frustrated with repetition some times. Double check the card number, security code, and expiration date before submitting. It's easy to accidentally transpose numbers, it happens to the best of us.
- **Which account number did you enter?**  
It asks for the "Account Number" which refers to your credit/debit card number. Some of our other applicants have tried to enter their bank account number and had problems.
- **Did you enter in the phone number fields?**  
I encourage you to leave the phone number fields null. They are not required.

If none of the above suggestions are helping, please call our Cashier's Office at 307-766-2313 and let them know you have had trouble paying the application fee online and would like to pay it over the phone.

24) Read the agreement, if you would like to review or make any changes to your application select the "**Back**" button.

If you agree, check mark the box. The "**Submit**" button will appear for you to submit your application.

Once your application is submitted, you will only be able to update your personal information and transcript information. If there are any other changes you need to make, please contact the Admissions Office at [admissions@uwyo.edu](mailto:admissions@uwyo.edu)

**Admissions Agreement**

You must agree to the terms below, or your application will not be submitted. If you are under the age of 18, and not an emancipated minor, you must obtain consent from your parent or guardian before agreeing to these terms and conditions.

I understand that withholding information requested on this application may make me ineligible for admission to the university or subject to dismissal. On this application:

- I have listed all institutions that I have attempted or completed college course work.
- I have not given false information.

I have read this application and certify that the statements I have made on this application are correct and complete.

I agree to the terms

25) Admissions will review your application, and if able, make an admissions decision.

If we do not have enough information, we may request you to submit your high school transcript and ACT/SAT scores.

If you want to be considered for scholarships, please provide your high school transcript and ACT/SAT scores.

We accept transcripts via electronic transcript centers or via postal mail. Our mailing address is:

University of Wyoming Admissions  
1000 E. University Ave., Dept. 3435  
Laramie, WY 82071